



US00D571239S

(12) **United States Design Patent**
Holmes

(10) **Patent No.:** **US D571,239 S**

(45) **Date of Patent:** **** Jun. 17, 2008**

(54) **RULER**

D510,286 S * 10/2005 Manning D10/71
D515,442 S * 2/2006 Robbins, III D10/71

(76) Inventor: **David G. Holmes**, 525 Crepe Myrtle
Dr., Seneca, SC (US) 29678

* cited by examiner

(**) Term: **14 Years**

Primary Examiner—Antoine D Davis

(74) *Attorney, Agent, or Firm*—Timothy M. Barlow

(21) Appl. No.: **29/284,928**

(57) **CLAIM**

(22) Filed: **Sep. 18, 2007**

The ornamental design for a ruler, as shown and described.

(51) **LOC (8) Cl.** **10-04**

(52) **U.S. Cl.** **D10/71**

(58) **Field of Classification Search** D10/71;
33/483–494, 755–770, DIG. 1

See application file for complete search history.

DESCRIPTION

FIG. 1 is a fragmentary top view of a ruler according to the present invention;

FIG. 2 is a fragmentary side view of a ruler according to the present invention; and,

FIG. 3 is a magnified fragmentary top view of a ruler according to the present invention.

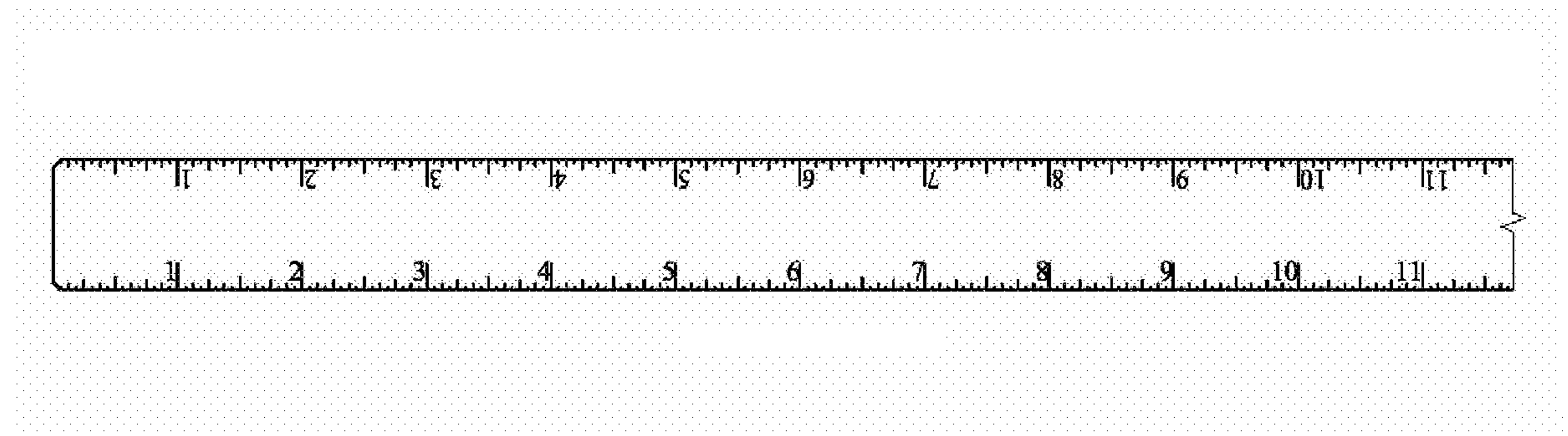
The end of the ruler is shown broken away in FIGS. 1–3 to indicate indeterminate length.

(56) **References Cited**

U.S. PATENT DOCUMENTS

- D317,575 S * 6/1991 Ramsey D10/71
- D342,210 S * 12/1993 Grossman D10/71
- D393,221 S * 4/1998 McConahay D10/72
- 6,134,798 A * 10/2000 Duncan et al. 33/484

1 Claim, 1 Drawing Sheet



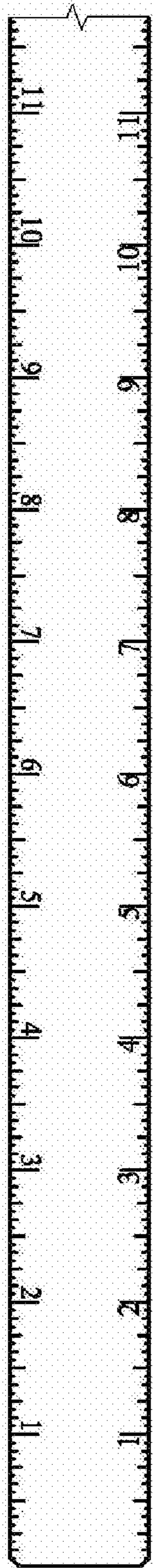


FIG. 1




FIG. 2

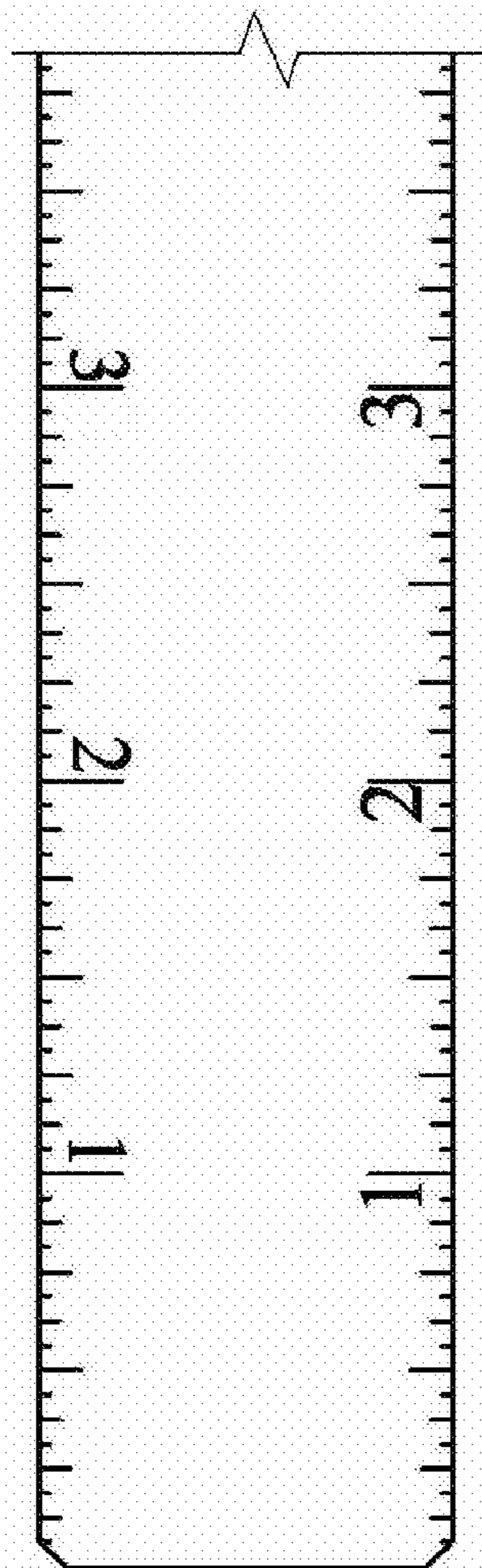


FIG. 3