



US00D571235S

(12) **United States Design Patent**
Stevens et al.

(10) **Patent No.:** **US D571,235 S**
(45) **Date of Patent:** **** Jun. 17, 2008**

(54) **NAVIGATION DEVICE**

(75) Inventors: **Warren R. Stevens**, Olathe, KS (US);
Gregory W. Johnson, Prairie Village,
KS (US); **Juhee Lee**, Olathe, KS (US);
Joshua C. Reeson, Olathe, KS (US)

(73) Assignee: **Garmin Ltd.** (KY)

(**) Term: **14 Years**

(21) Appl. No.: **29/280,660**

(22) Filed: **Jun. 4, 2007**

(51) **LOC (8) Cl.** **10-04**

(52) **U.S. Cl.** **D10/65**

(58) **Field of Classification Search** D10/65,
D10/80; D14/347; 342/351, 419, 457, 357.06-357.13;
343/702; 345/87, 104, 133, 156, 168, 173,
345/901-905; 348/180, 184, 315, 739; 364/444,
364/499; 701/206-209, 213, 214

See application file for complete search history.

(56) **References Cited**

U.S. PATENT DOCUMENTS

D467,512 S	*	12/2002	Miyazaki	D10/65
D514,003 S	*	1/2006	Kim	D10/65
D540,203 S	*	4/2007	Jeon	D10/65
D541,186 S	*	4/2007	Lammers-Meis et al.	D10/65
D541,682 S	*	5/2007	Uno	D10/65
D543,876 S	*	6/2007	Kalis et al.	D10/65
D544,381 S	*	6/2007	Lammers-Meis et al.	D10/65
D549,603 S	*	8/2007	Lammers-Meis et al.	D10/74

OTHER PUBLICATIONS

Printout from http://www.cowonglobal.com/product/product_iaudio_pmp.php, 1 page, published prior to Jun. 4, 2007.
Photographs of Cowon PMP electronic device, 2 pages.
Printout from http://www.kodak.com/eknec/PageQuerier.jhtml?pg-path=7402&pg-locale=en_US&_requestid=636, 2 pages published prior to Jun. 4, 2007.

Photograph of Kodak EasyShare V570 Digital Camera, 1 page.
Printout from <http://www.pradaphonebylg.com/>, 1 page, published prior to Jun. 4, 2007.

Photograph of LG electronic device, 1 page.
Printout from http://www.sony.co.uk/view/ShowProduct.action?product=DSCW50&site=odw_en_GB&pageType=Overview&imageType=Main&category=DCC+Digital+Still+Cameras#tab, 2 pages, published prior to Jun. 4, 2007.

Photograph of Roadmate Navi unit, 1 page.

U.S. Appl. No. 29/277,654.

U.S. Appl. No. 29/279,327.

* cited by examiner

Primary Examiner—Antoine D. Davis

(74) *Attorney, Agent, or Firm*—Kevin E. West; Samuel M. Korte

(57) **CLAIM**

The ornamental design for a navigation device, as shown and described.

DESCRIPTION

FIG. 1 is a front isometric view of a navigation device according to the present invention;

FIG. 2 is a rear isometric view thereof;

FIG. 3 is a top plan view thereof;

FIG. 4 is a front elevational view thereof;

FIG. 5 is a left side elevational view thereof;

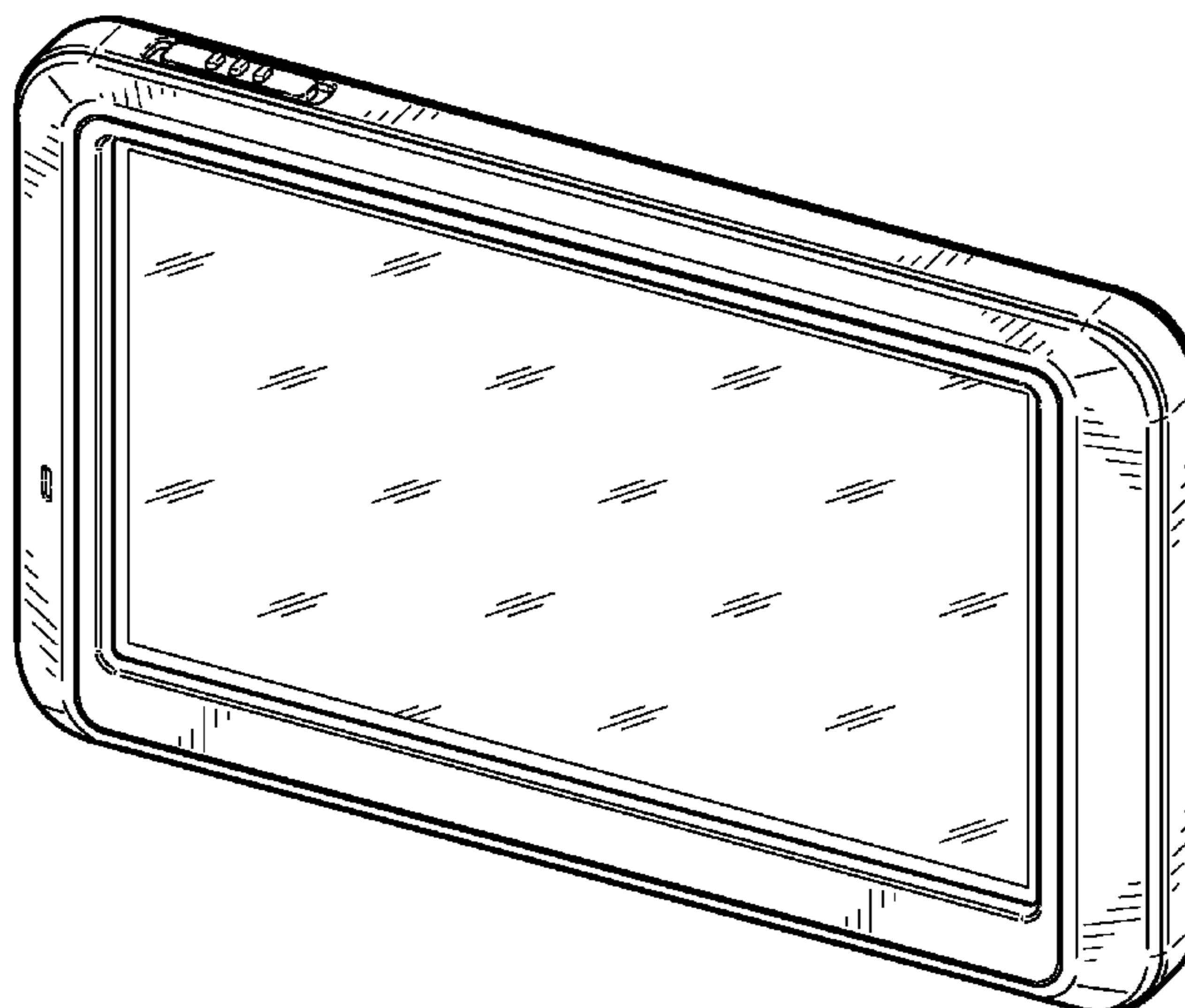
FIG. 6 is a right side elevational view thereof;

FIG. 7 is a bottom plan view thereof; and,

FIG. 8 is a rear elevational view thereof.

Portions of FIGS. 1 through 8 are shown in dashed lines for illustrative purposes only and form no part of the claimed design.

1 Claim, 4 Drawing Sheets



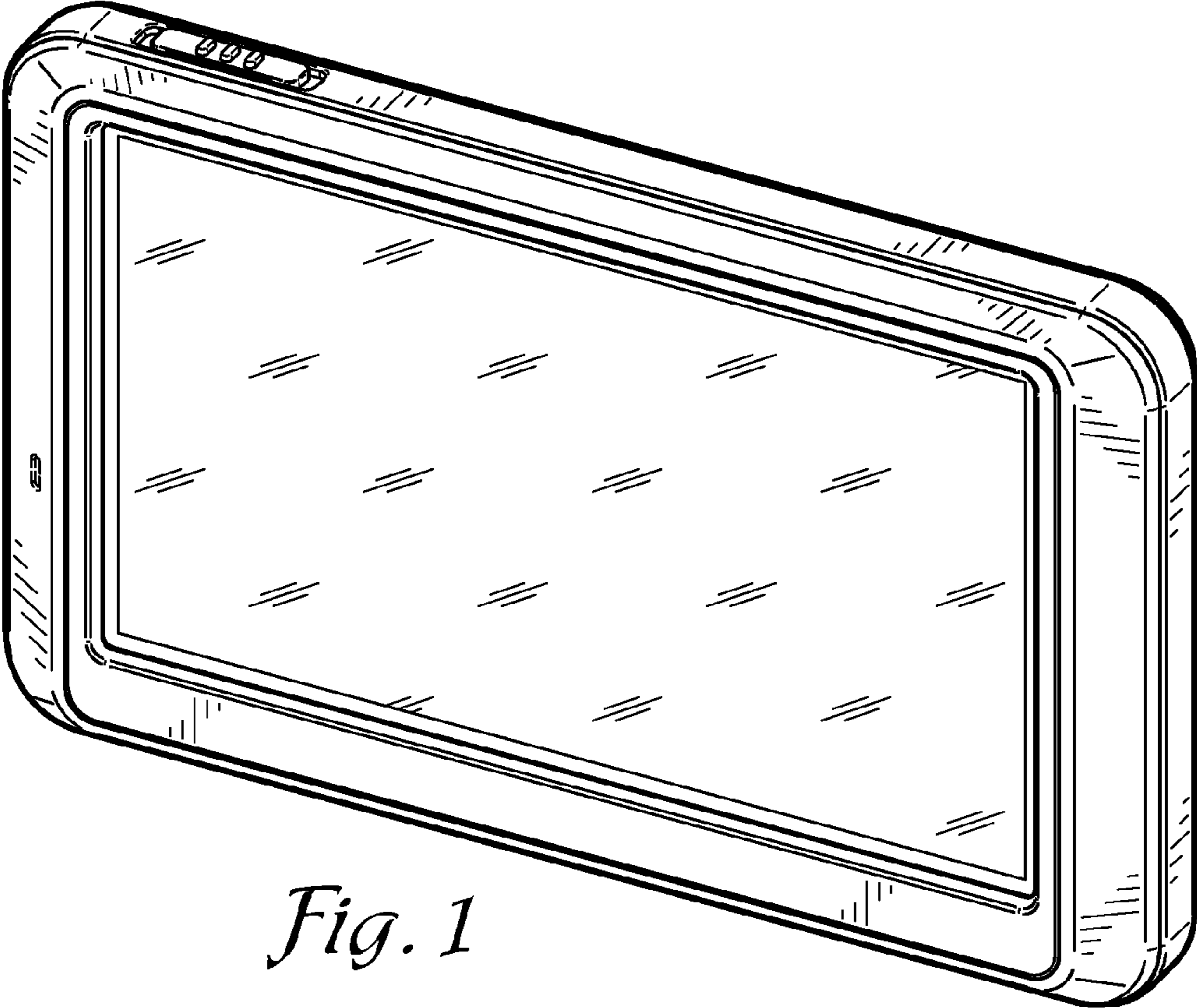


Fig. 1

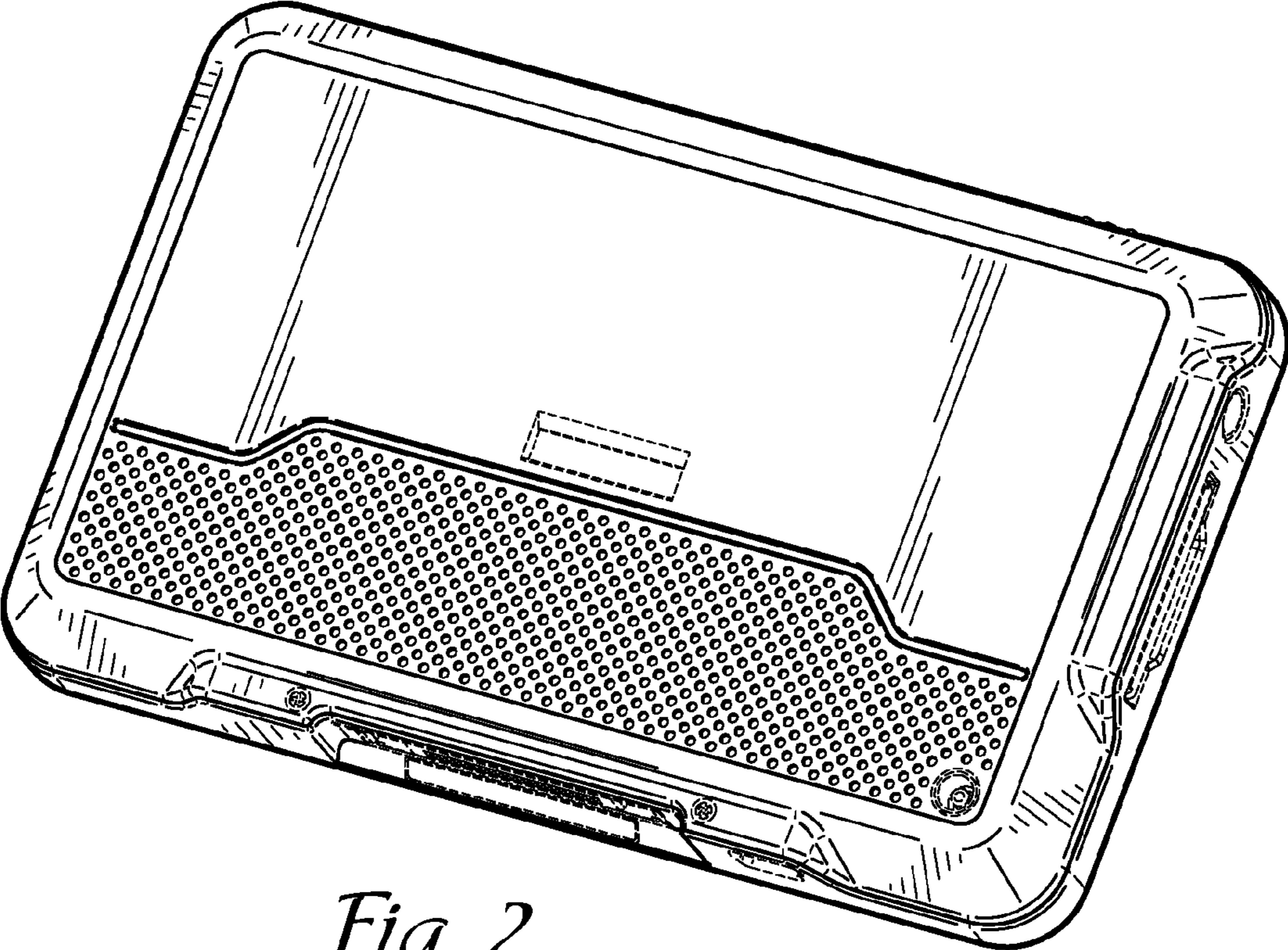


Fig. 2

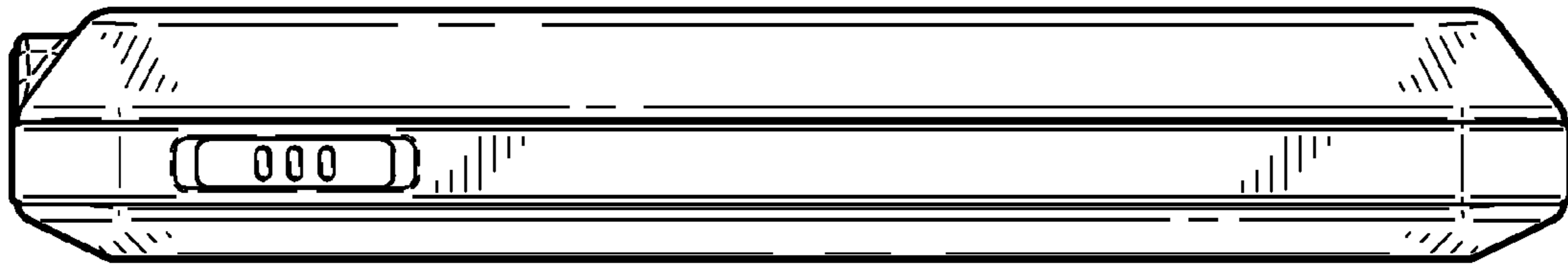


Fig. 3

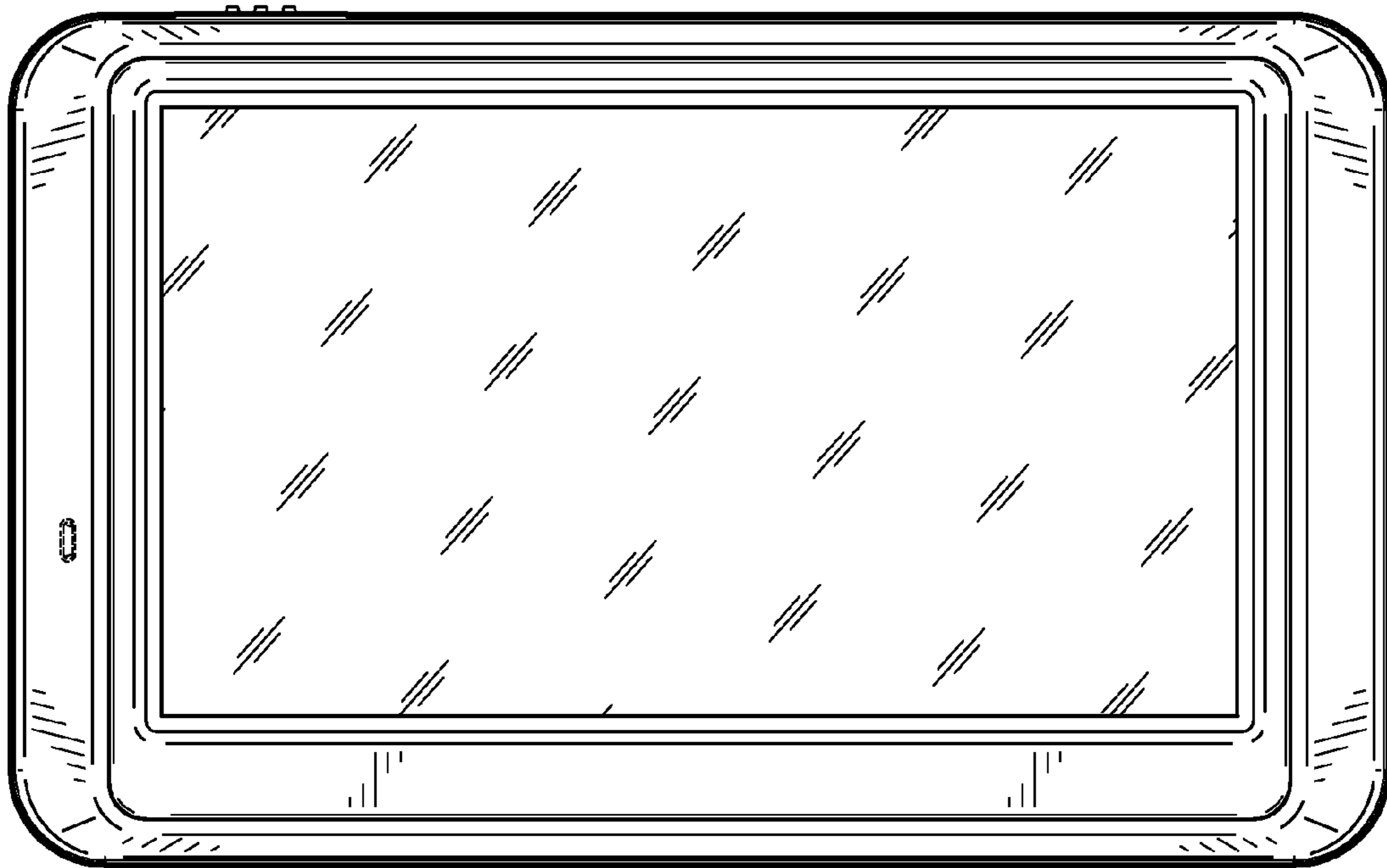


Fig. 4

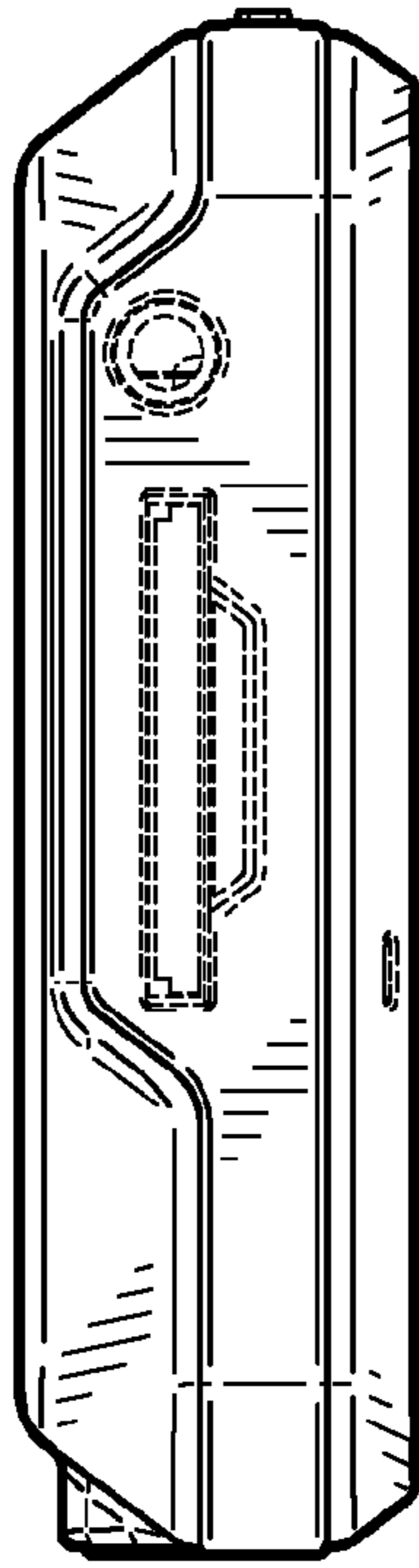


Fig. 5




Fig. 6

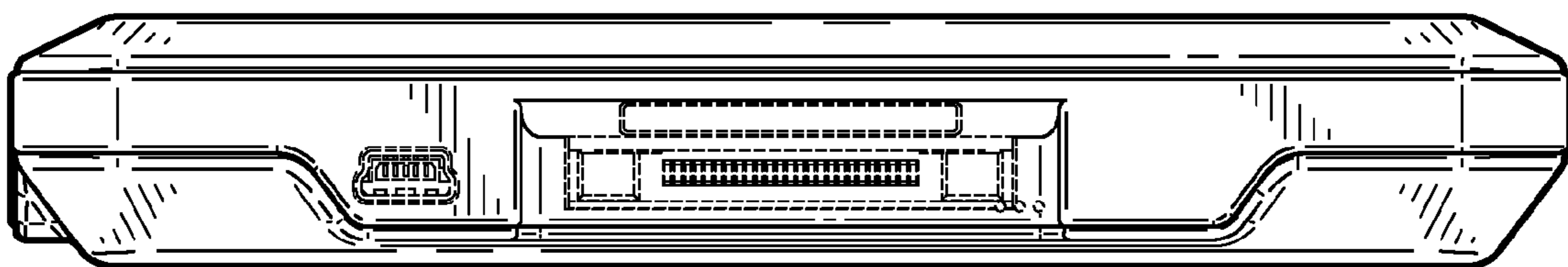


Fig. 7

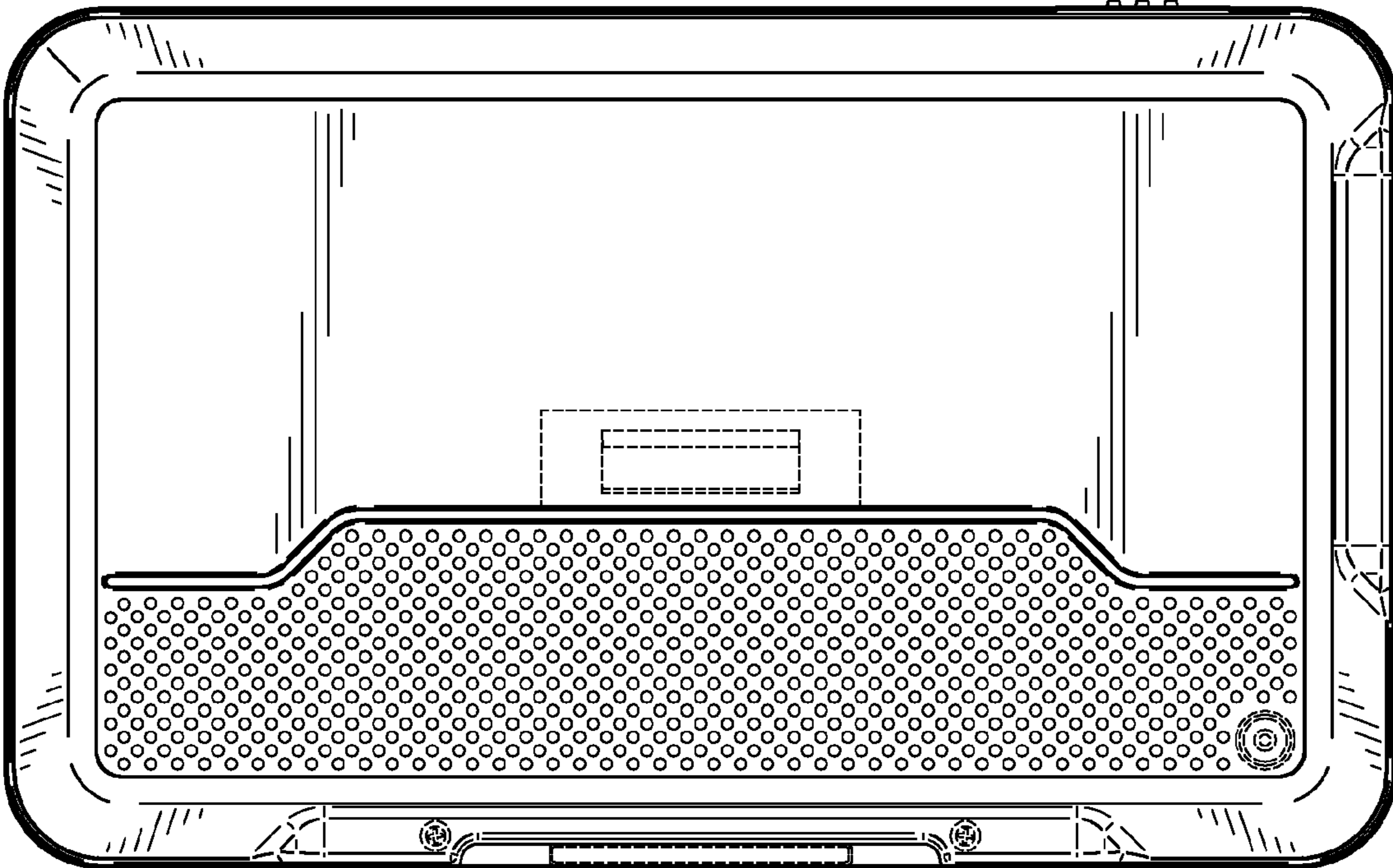


Fig. 8