

US00D571216S

(12) **United States Design Patent**
Christian et al.

(10) **Patent No.:** **US D571,216 S**

(45) **Date of Patent:** **** Jun. 17, 2008**

(54) **CONTAINER**

(76) Inventors: **Allen B. Christian**, 10551-H Lakeside Dr., Garden Grove, CA (US) 92840-5083; **Robert K. Harr**, 2370 N. Flower St., Santa Ana, CA (US) 92706

(**) Term: **14 Years**

(21) Appl. No.: **29/289,968**

(22) Filed: **Aug. 8, 2007**

Related U.S. Application Data

(62) Division of application No. 29/270,330, filed on Dec. 20, 2006, now Pat. No. Des. 550,081.

(51) **LOC (8) Cl.** **09-01**

(52) **U.S. Cl.** **D9/523; D9/560**

(58) **Field of Classification Search** D9/500, D9/503, 505, 516, 549, 558; D3/201, 203.1, D3/203.2, 205, 219, 263-265, 901; D24/121, D24/216-218, 224; 215/379-381; 220/660-662, 220/669-673, 675
See application file for complete search history.

(56) **References Cited**

U.S. PATENT DOCUMENTS

D485,187 S * 1/2004 Stinedurf D9/523

D486,396 S * 2/2004 Stinedurf D9/523
D496,863 S * 10/2004 Aldrey R. et al. D9/523
D510,870 S * 10/2005 Kelly et al. D9/523
D543,852 S * 6/2007 Warren D9/523

* cited by examiner

Primary Examiner—Ian Simmons

Assistant Examiner—Dana L Sipos

(74) *Attorney, Agent, or Firm*—Willie Krawitz

(57) **CLAIM**

The ornamental design for a container, as shown and described.

DESCRIPTION

FIG. 1 is a top, front, right side perspective view of a container showing our new design;

FIG. 2 is a front elevation view thereof;

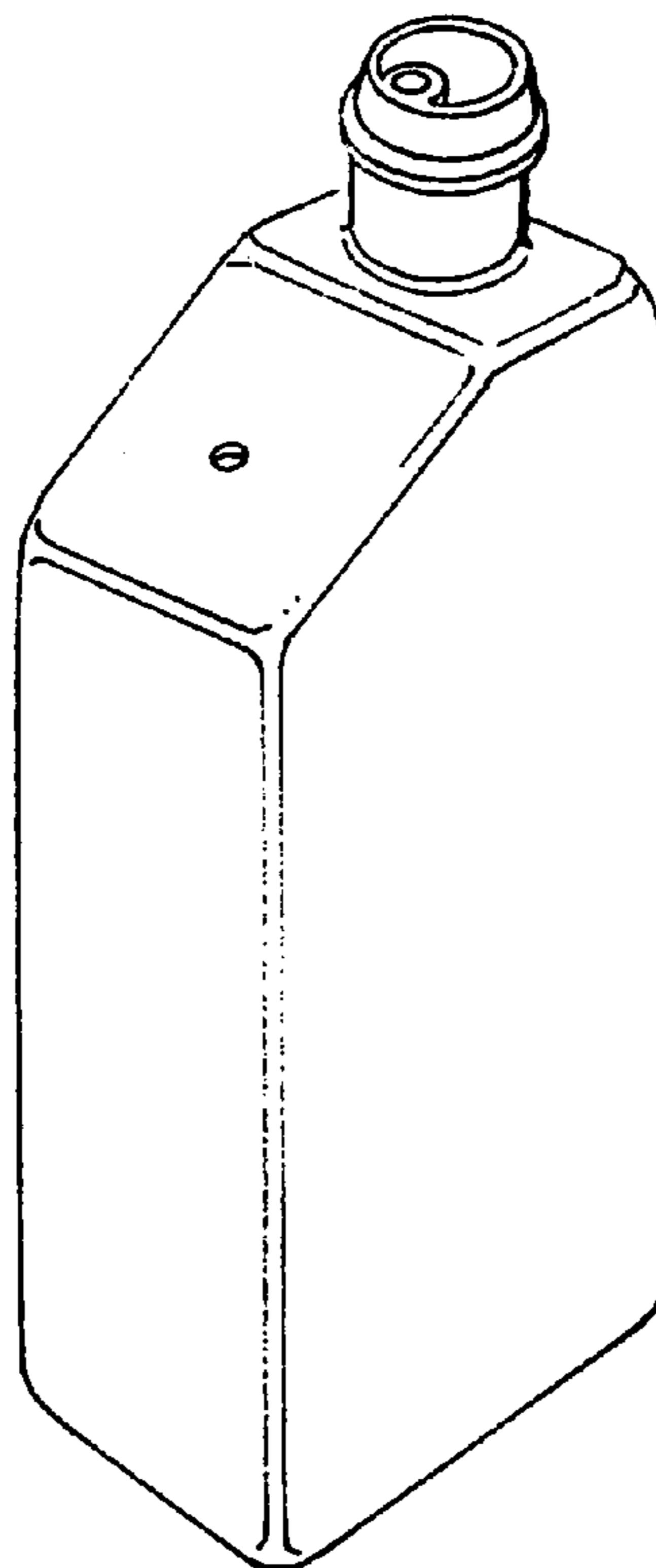
FIG. 3 is a right side elevation view thereof;

FIG. 4 is a top plan view thereof;

FIG. 5 is a bottom plan view thereof; and,

FIG. 6 is a cross section view taken along the line 6—6 in the FIG. 2 drawing view.

1 Claim, 2 Drawing Sheets



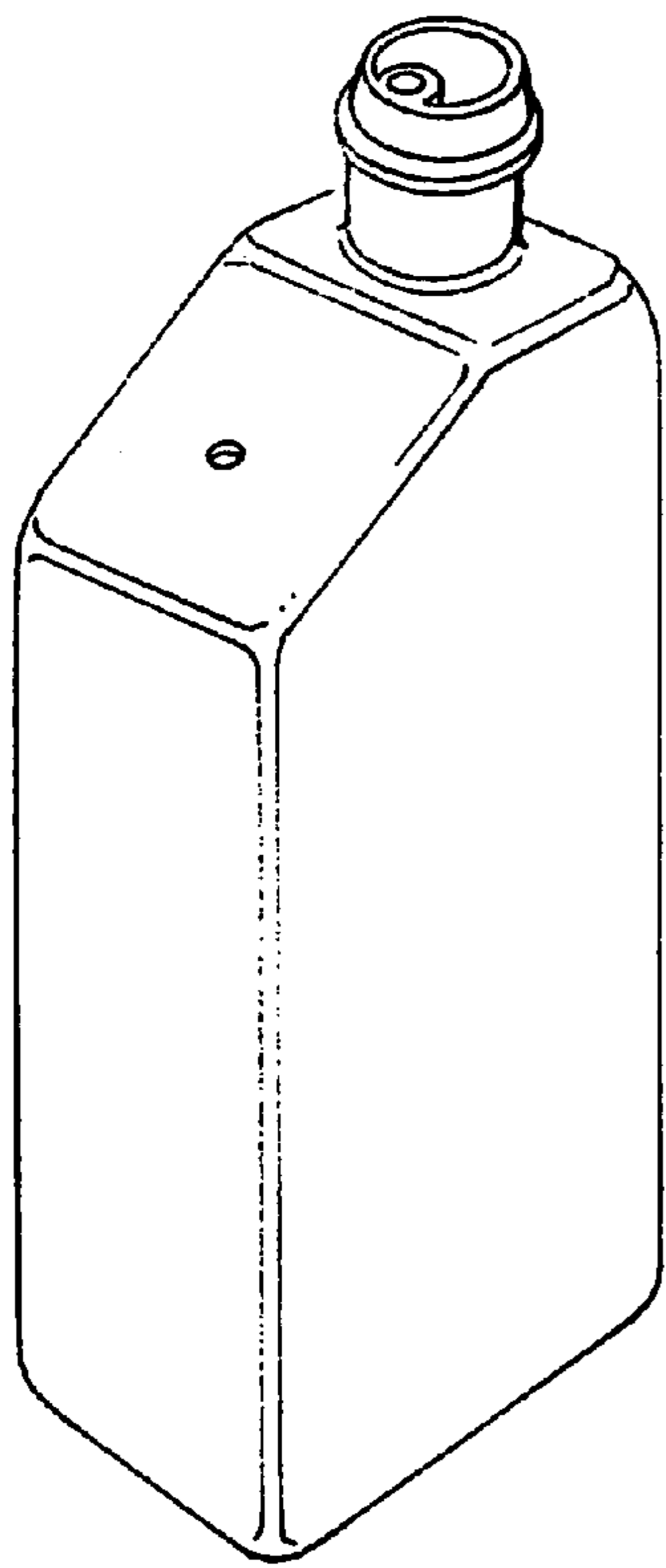


FIG. 1




FIG. 2




FIG. 3

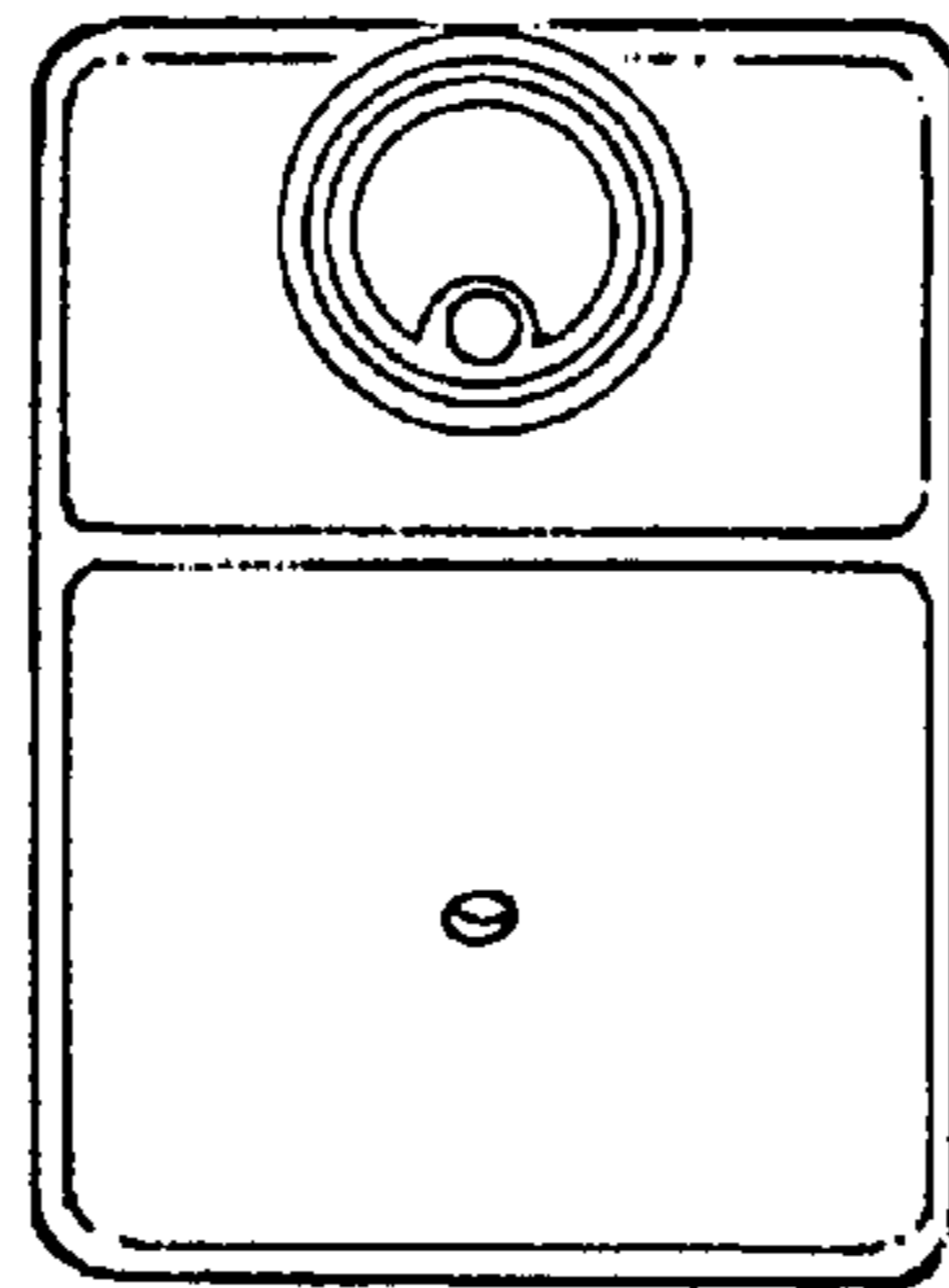


FIG. 4




FIG. 5




FIG. 6