

US00D571213S

(12) **United States Design Patent**  
**Le Bras-Brown et al.**

(10) **Patent No.:** **US D571,213 S**  
(45) **Date of Patent:** **\*\* Jun. 17, 2008**

(54) **PORTION OF A BOTTLE**

D531,903 S \* 11/2006 Haubein ..... D9/500

(75) Inventors: **Robert N. Le Bras-Brown**, New York, NY (US); **Stuart M. Leslie**, Larchmont, NY (US); **Jason Billig**, Mount Vernon, NY (US)

FOREIGN PATENT DOCUMENTS

CN	01313952.5	10/2001
CN	03343051.9	12/2003
CN	03352320.7	5/2004
CN	200330100099.5	6/2004
CN	200430000294.5	8/2004
CN	03360608.0	10/2004
EG	19413	1/1999
EG	20224	5/1999
WO	DM/051041 S	5/2005

(73) Assignee: **PepsiCo, Inc.**, Purchase, NY (US)

(\*\*) Term: **14 Years**

(21) Appl. No.: **29/229,814**

\* cited by examiner

(22) Filed: **May 12, 2005**

*Primary Examiner*—Ian Simmons

*Assistant Examiner*—Dana L Sipos

(51) **LOC (8) Cl.** ..... **09-01**

(74) *Attorney, Agent, or Firm*—Banner & Witcoff, Ltd.

(52) **U.S. Cl.** ..... **D9/516; D9/500**

(58) **Field of Classification Search** ..... D9/500,  
D9/502–503, 516, 530, 537–538, 515; 215/379,  
215/381–383; 220/660, 662, 669–673, 675  
See application file for complete search history.

(57) **CLAIM**

The ornamental design for a portion of a bottle, as shown and described.

(56) **References Cited**

**DESCRIPTION**

U.S. PATENT DOCUMENTS

3,823,032	A *	7/1974	Ukai	.....	215/12.2
3,871,541	A *	3/1975	Adomaitis	.....	215/375
3,935,955	A *	2/1976	Das	.....	215/375
D250,170	S *	11/1978	Strand	.....	D9/500
D383,677	S *	9/1997	Darr	.....	D9/520
D409,919	S *	5/1999	Young	.....	D9/520
D412,281	S *	7/1999	Lindsay et al.	.....	D9/500
D465,727	S *	11/2002	Duranthon	.....	D9/620
D472,471	S *	4/2003	McClure et al.	.....	D9/539
D473,143	S *	4/2003	McClure et al.	.....	D9/539
D489,992	S *	5/2004	Brauner et al.	.....	D9/500
D503,619	S *	4/2005	Jackson et al.	.....	D9/500

FIG. 1 is a front elevation view of a portion of a bottle showing my new design;

FIG. 2 is a top plan view thereof;

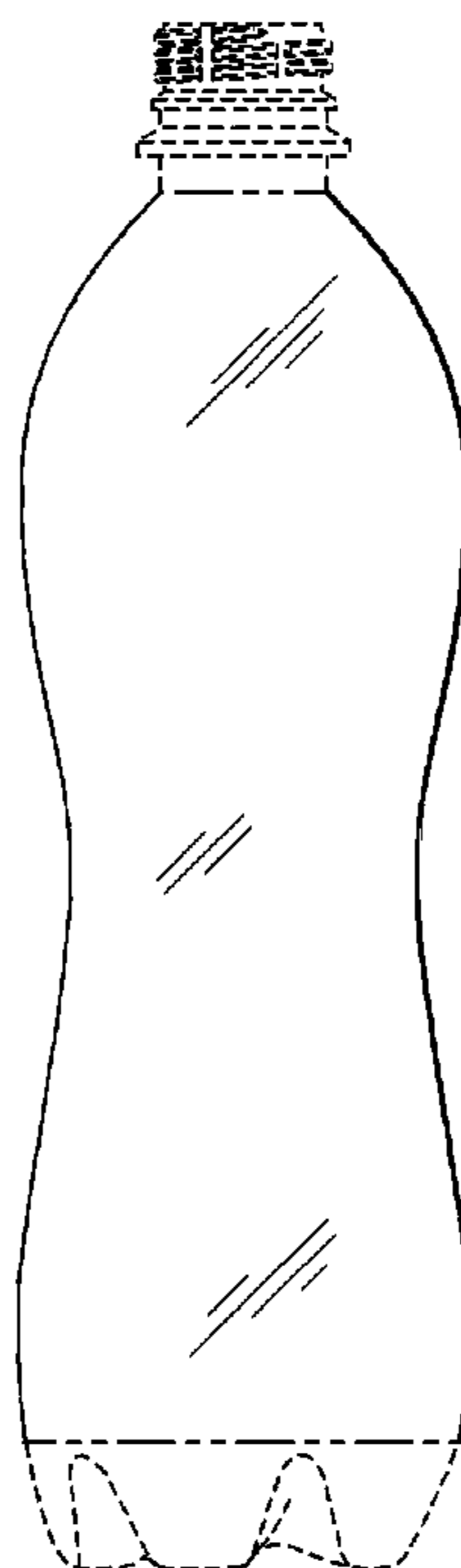
FIG. 3 is a right elevation view thereof; and,

FIG. 4 is a left elevation view thereof.

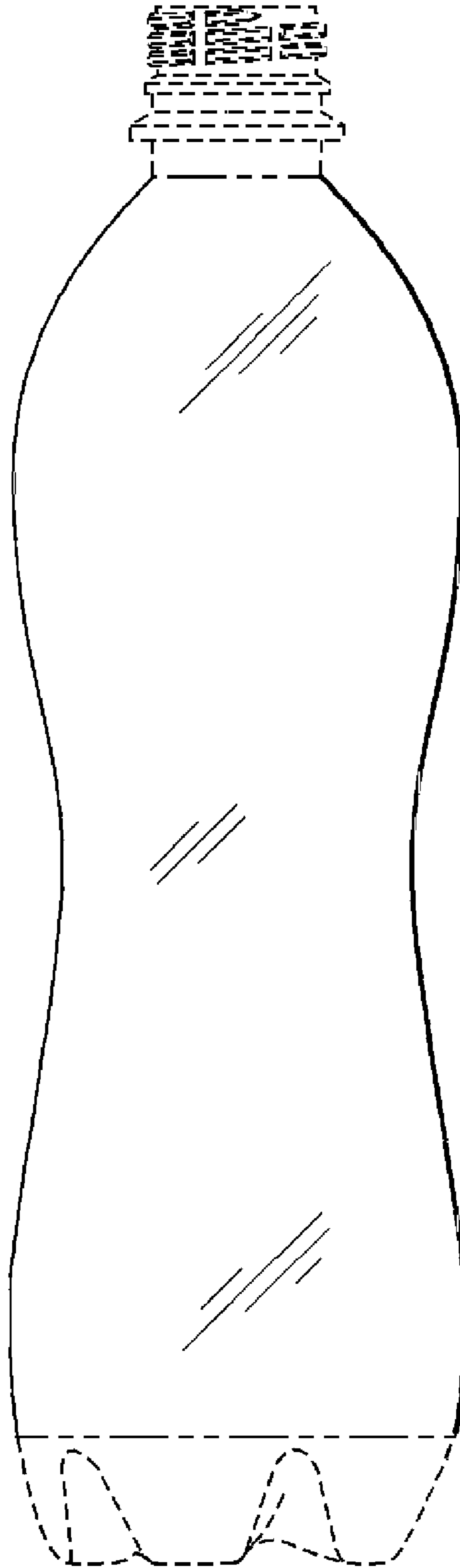
The dashed line shown in the drawings is for illustrative purposes only and forms no part of the claimed design.

The broken short dash-short dash-long dash line(s) in the drawings define the bounds of the claim and form no part thereof.

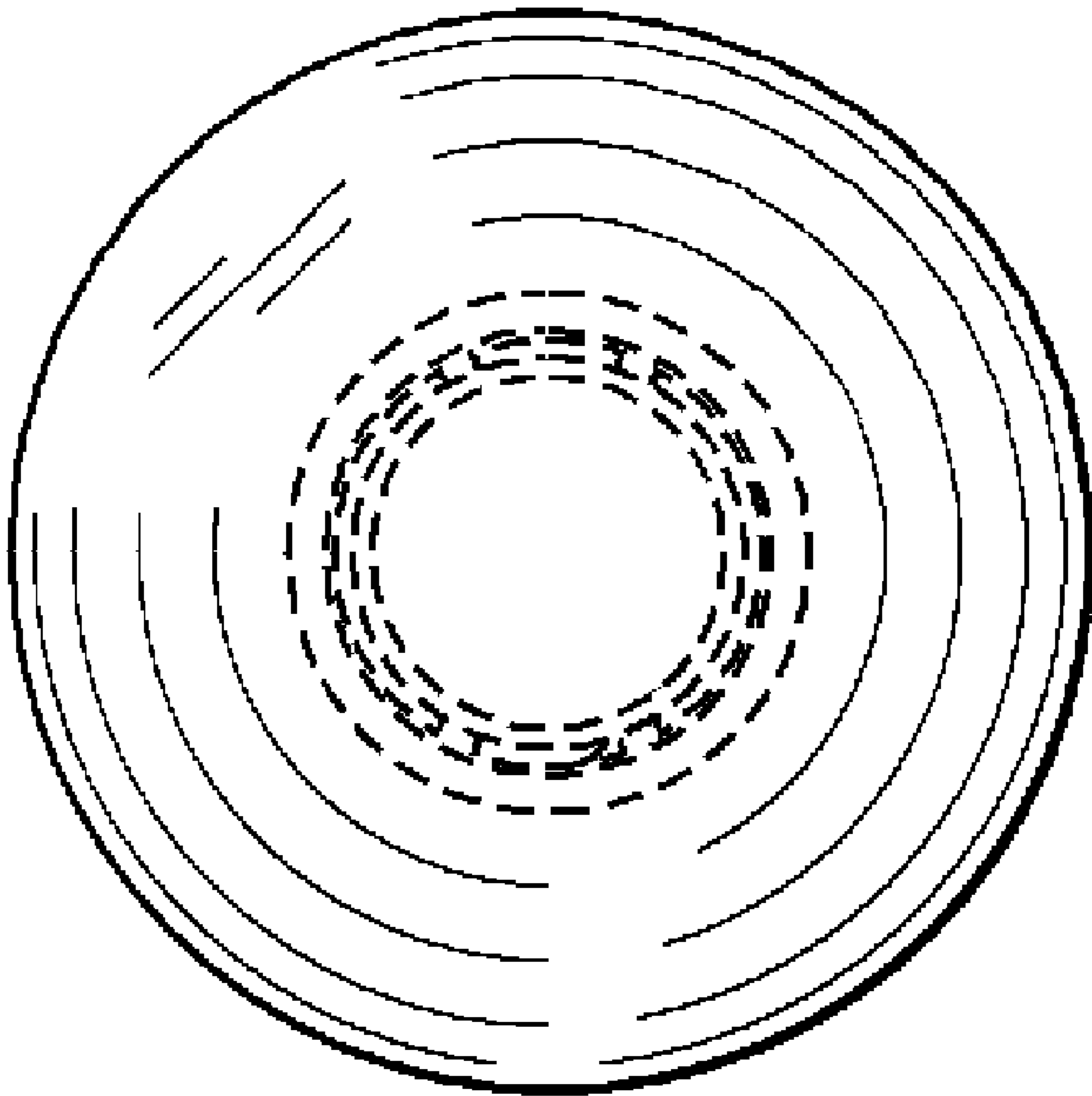
**1 Claim, 4 Drawing Sheets**



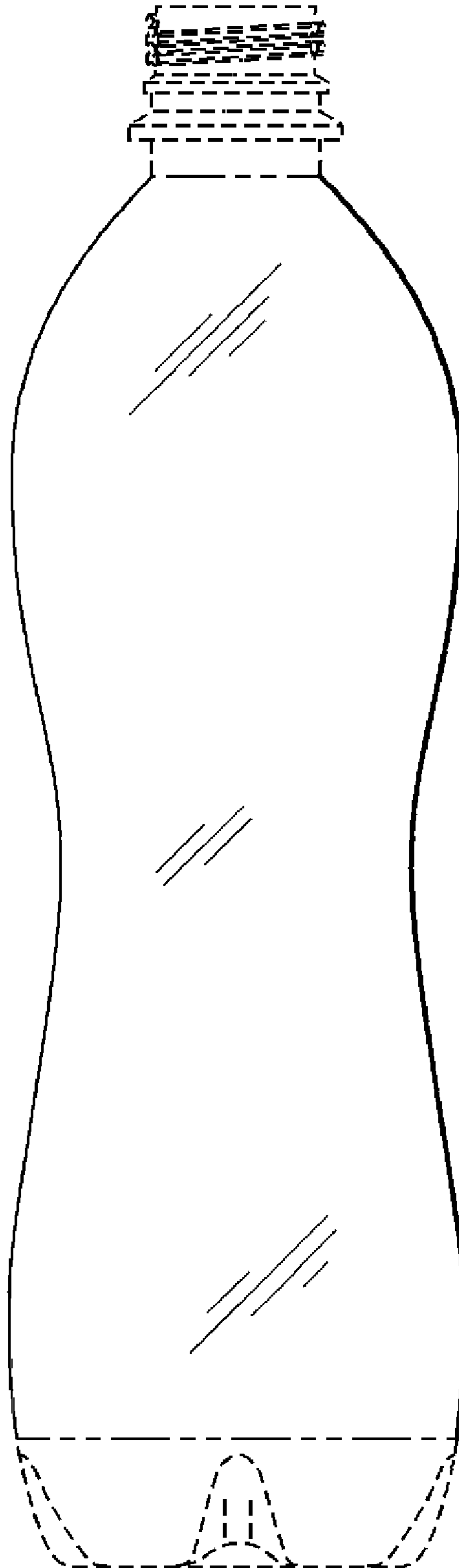
**Fig. 1**



***Fig. 2***



**Fig. 3**



**Fig. 4**

