



US00D571206S

(12) **United States Design Patent**
Sweeton et al.

(10) **Patent No.:** **US D571,206 S**
(45) **Date of Patent:** **** Jun. 17, 2008**

(54) **TRIGGER SPRAYER**

(75) Inventors: **Steven L. Sweeton**, Lake Winnebago,
MO (US); **David L. Dejong**, Ogden, UT
(US)

(73) Assignee: **Meadwestvaco Calmar, Inc.**,
Grandview, MO (US)

(**) Term: **14 Years**

(21) Appl. No.: **29/302,066**

(22) Filed: **Jan. 9, 2008**

(51) **LOC (8) Cl.** **09-07**

(52) **U.S. Cl.** **D9/448**

(58) **Field of Classification Search** D9/682,
D9/448, 447, 435, 434; D6/542; D23/227,
D23/226, 213; 222/255, 251, 383.3, 383.1,
222/382

See application file for complete search history.

(56) **References Cited**

U.S. PATENT DOCUMENTS

- D326,707 S * 6/1992 Silvenis et al. D23/226
- D327,222 S * 6/1992 Fuchs D9/435
- D332,652 S * 1/1993 Foster et al. D23/226
- D352,546 S * 11/1994 Silvenis et al. D23/226
- D354,226 S * 1/1995 Foster et al. D9/448
- D357,408 S * 4/1995 Silvenis et al. D9/448
- D358,198 S * 5/1995 Wadsworth D23/226
- D366,692 S * 1/1996 Wadsworth D23/213
- D377,602 S * 1/1997 Wadsworth D9/448
- D381,581 S * 7/1997 Wadsworth D9/448
- D385,492 S * 10/1997 Foster et al. D9/448
- D394,007 S * 5/1998 Foster et al. D9/448
- D394,009 S * 5/1998 Foster et al. D9/448
- D396,265 S * 7/1998 Alvern D23/227
- D406,762 S * 3/1999 Durliat D9/448
- D409,487 S * 5/1999 Wadsworth et al. D9/448
- D409,915 S * 5/1999 Durliat et al. D9/448
- D409,917 S * 5/1999 Wadsworth et al. D9/448

- D419,875 S * 2/2000 Wadsworth et al. D9/448
- D419,876 S * 2/2000 Keung D9/448
- D422,216 S * 4/2000 Brozell D9/448
- D422,913 S * 4/2000 Brozell D9/448
- D423,934 S * 5/2000 Brozell D9/448
- D435,448 S * 12/2000 Trepina et al. D9/448
- D442,088 S * 5/2001 Trepina et al. D9/448
- D454,306 S * 3/2002 Sweeton et al. D9/434
- 6,367,665 B1 * 4/2002 Barriac et al. 222/383.3
- 6,669,058 B1 * 12/2003 Sweeton 222/153.13
- D499,024 S * 11/2004 Sweeton D9/448
- D519,371 S * 4/2006 Hornsby et al. D9/448
- 7,032,777 B2 * 4/2006 Good et al. 222/1
- D520,872 S * 5/2006 Paas et al. D9/448
- D525,124 S * 7/2006 Sweeton D9/448

(Continued)

Primary Examiner—Gary D. Watson
Assistant Examiner—Susan Bennett Hattan

(57) **CLAIM**

I claim an ornamental design for a trigger sprayer, as shown and described.

DESCRIPTION

FIG. 1 is a perspective view of a trigger sprayer showing my new design;

FIG. 2 is a front view of the trigger sprayer shown in FIG. 1;

FIG. 3 is a rear view of the trigger sprayer shown in FIG. 1;

FIG. 4 is a side view of the trigger sprayer shown in FIG. 1;

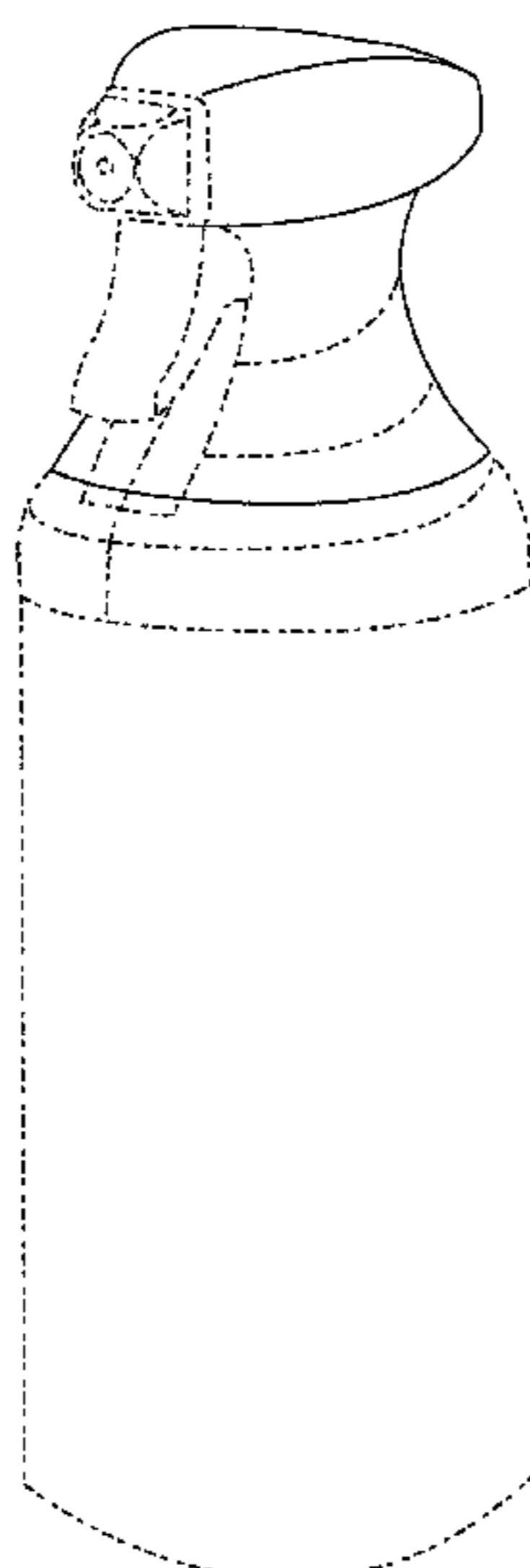
FIG. 5 is a side view of the trigger sprayer shown in FIG. 1;

FIG. 6 is a top view of the trigger sprayer shown in FIG. 1; and,

FIG. 7 is a perspective view of the trigger sprayer shown in FIG. 1.

The broken line representations in FIGS. 1 through 7 are for illustrative purposes only and form no part of the claimed design.

1 Claim, 4 Drawing Sheets



US D571,206 S

Page 2

U.S. PATENT DOCUMENTS

D525,524 S *	7/2006	Sweeton	D9/448	2002/0070246 A1*	6/2002	Barriac et al.	222/382
D530,201 S *	10/2006	Sweeton	D9/448	2002/0092872 A1*	7/2002	Barriac et al.	222/383.3
D535,560 S *	1/2007	Sweeton	D9/448	2005/0082311 A1*	4/2005	Good et al.	222/1
D541,652 S *	5/2007	Arminak	D9/448	2006/0091160 A1*	5/2006	Sweeton	222/333
7,219,848 B2*	5/2007	Sweeton	239/102.2	2006/0153707 A1*	7/2006	Sweeton et al.	417/411
2002/0070245 A1*	6/2002	Barriac et al.	222/382	2007/0215724 A1*	9/2007	Sweeton	239/525

* cited by examiner

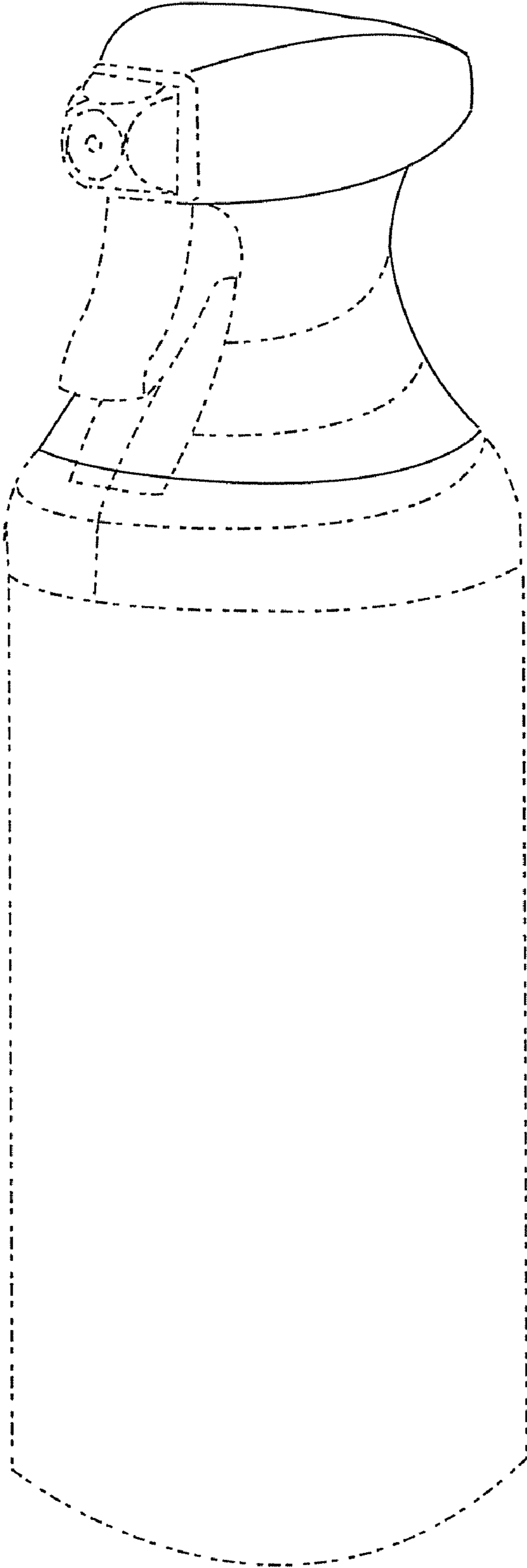


FIG. 1

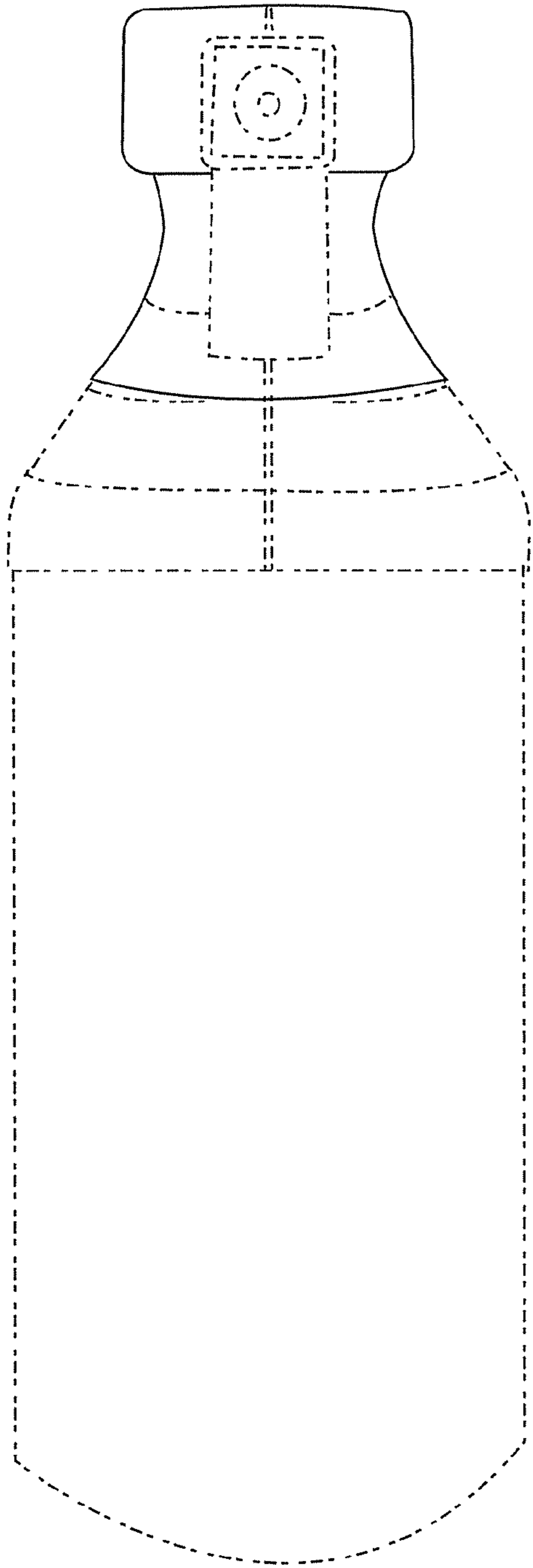


FIG. 2




FIG. 3




FIG. 4




FIG. 5

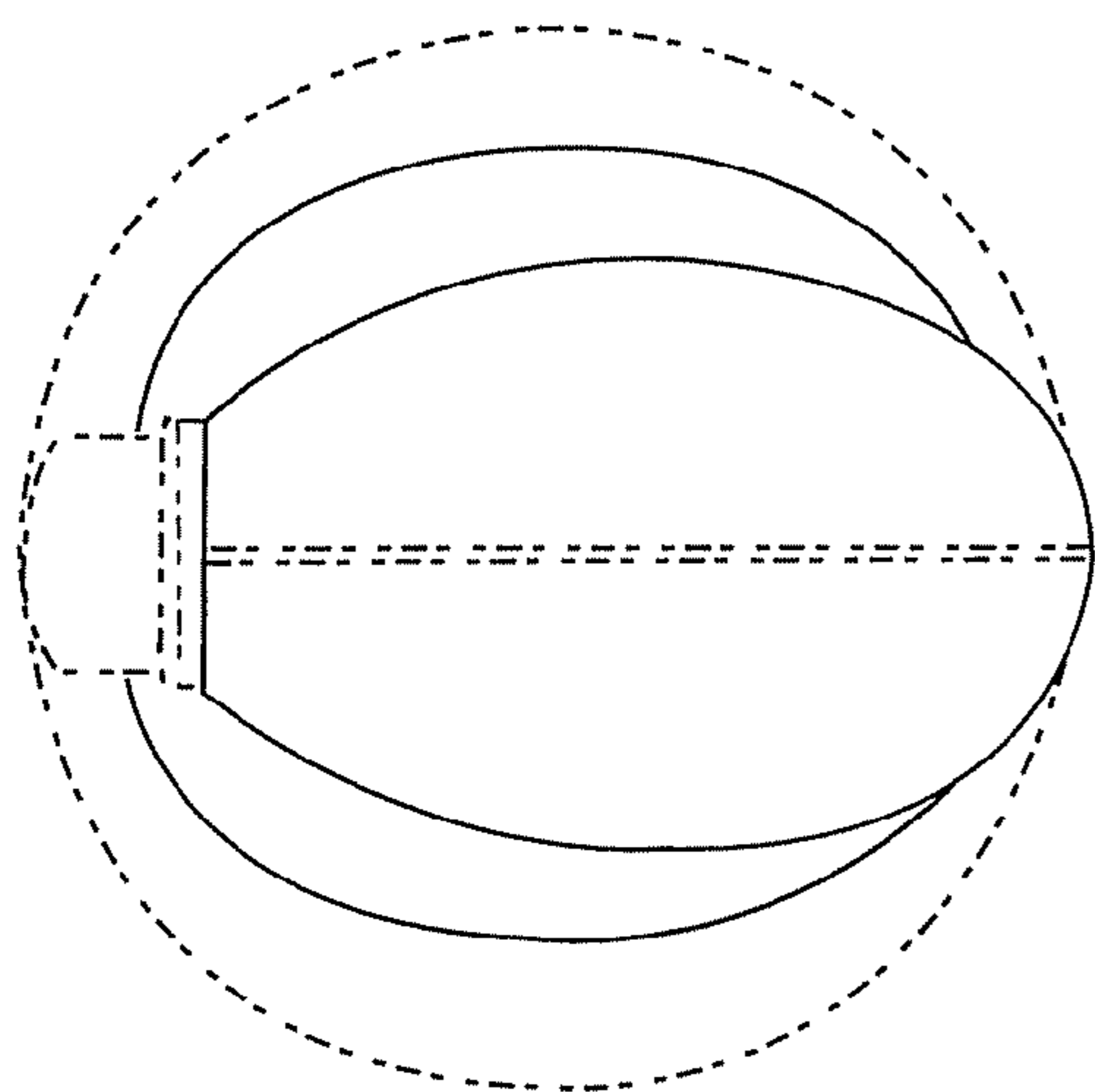


FIG. 6

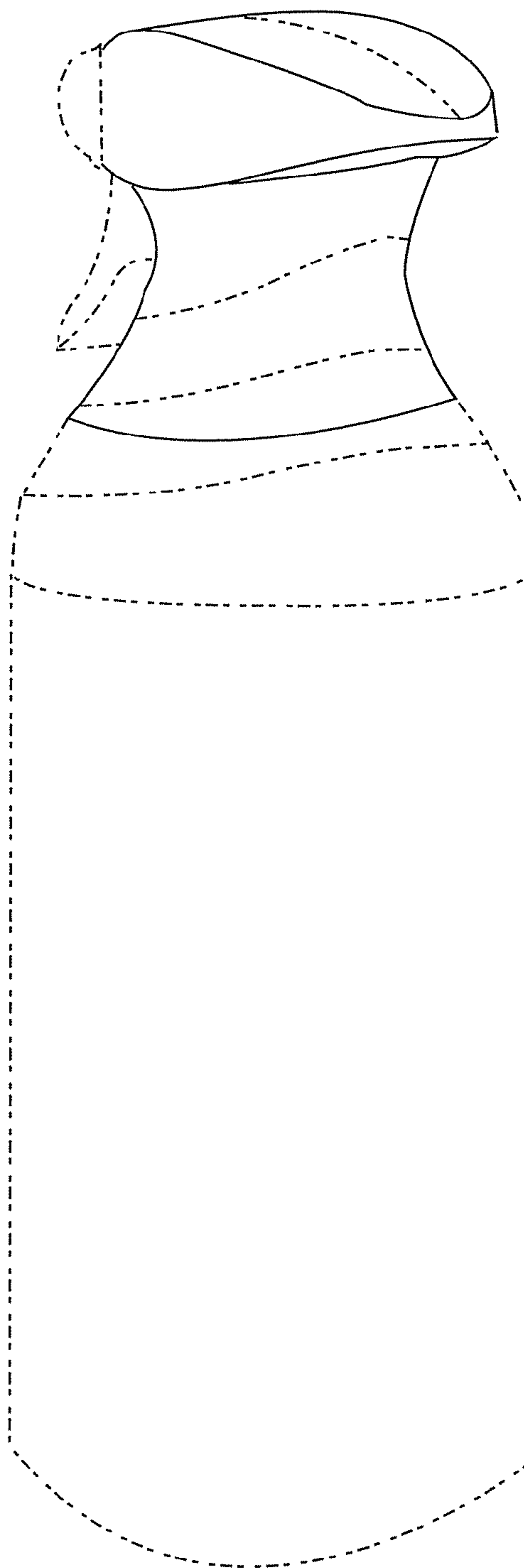


FIG. 7