



US00D571205S

(12) **United States Design Patent**
Sweeton et al.

(10) **Patent No.:** **US D571,205 S**
(45) **Date of Patent:** **** Jun. 17, 2008**

(54) **TRIGGER SPRAYER**

(75) Inventors: **Steven L. Sweeton**, Lake Winnebago,
MO (US); **David L. Dejong**, Ogden, UT
(US)

(73) Assignee: **Meadwestvaco Calmar, Inc.** MO (US)

(**) Term: **14 Years**

(21) Appl. No.: **29/302,065**

(22) Filed: **Jan. 9, 2008**

(51) **LOC (8) Cl.** **09-07**

(52) **U.S. Cl.** **D9/448**

(58) **Field of Classification Search** D9/682,
D9/448, 447, 435, 434; D6/542; D23/227,
D23/226, 213; 222/255, 251, 383.3, 383.1,
222/382

See application file for complete search history.

(56) **References Cited**

U.S. PATENT DOCUMENTS

D326,707 S *	6/1992	Silvenis et al.	D23/226
D327,222 S *	6/1992	Fuchs	D9/435
D332,652 S *	1/1993	Foster et al.	D23/226
D352,546 S *	11/1994	Silvenis et al.	D23/226
D354,226 S *	1/1995	Foster et al.	D9/448
D357,408 S *	4/1995	Silvenis et al.	D9/448
D358,198 S *	5/1995	Wadsworth	D23/226
D366,692 S *	1/1996	Wadsworth	D23/213
D377,602 S *	1/1997	Wadsworth	D9/448
D381,581 S *	7/1997	Wadsworth	D9/448
D385,492 S *	10/1997	Foster et al.	D9/448
D394,007 S *	5/1998	Foster et al.	D9/448
D394,009 S *	5/1998	Foster et al.	D9/448
D396,265 S *	7/1998	Alvern	D23/227
D406,762 S *	3/1999	Durliat	D9/448
D409,487 S *	5/1999	Wadsworth et al.	D9/448
D409,915 S *	5/1999	Durliat et al.	D9/448
D409,917 S *	5/1999	Wadsworth et al.	D9/448
D419,875 S *	2/2000	Wadsworth et al.	D9/448
D419,876 S *	2/2000	Keung	D9/448
D422,216 S *	4/2000	Brozell	D9/448

D422,913 S *	4/2000	Brozell	D9/448
D423,934 S *	5/2000	Brozell	D9/448
D435,448 S *	12/2000	Trepina et al.	D9/448
D442,088 S *	5/2001	Trepina et al.	D9/448
D454,306 S *	3/2002	Sweeton et al.	D9/434
6,367,665 B1 *	4/2002	Barriac et al.	222/383.3
6,669,058 B1 *	12/2003	Sweeton	222/153.13
D499,024 S *	11/2004	Sweeton	D9/448
D519,371 S *	4/2006	Hornsby et al.	D9/448
7,032,777 B2 *	4/2006	Good et al.	222/1
D520,872 S *	5/2006	Paas et al.	D9/448
D525,124 S *	7/2006	Sweeton	D9/448
D525,524 S *	7/2006	Sweeton	D9/448
D530,201 S *	10/2006	Sweeton	D9/448
D535,560 S *	1/2007	Sweeton	D9/448
D541,652 S *	5/2007	Arminak	D9/448

(Continued)

Primary Examiner—Gary D. Watson
Assistant Examiner—Susan Bennett Hattan

(57) **CLAIM**

I claim an ornamental design for a trigger sprayer, as shown and described.

DESCRIPTION

FIG. 1 is a perspective view of a trigger sprayer showing my new design;

FIG. 2 is a front view of the trigger sprayer shown in FIG. 1;

FIG. 3 is a rear view of the trigger sprayer shown in FIG. 1;

FIG. 4 is a side view of the trigger sprayer shown in FIG. 1;

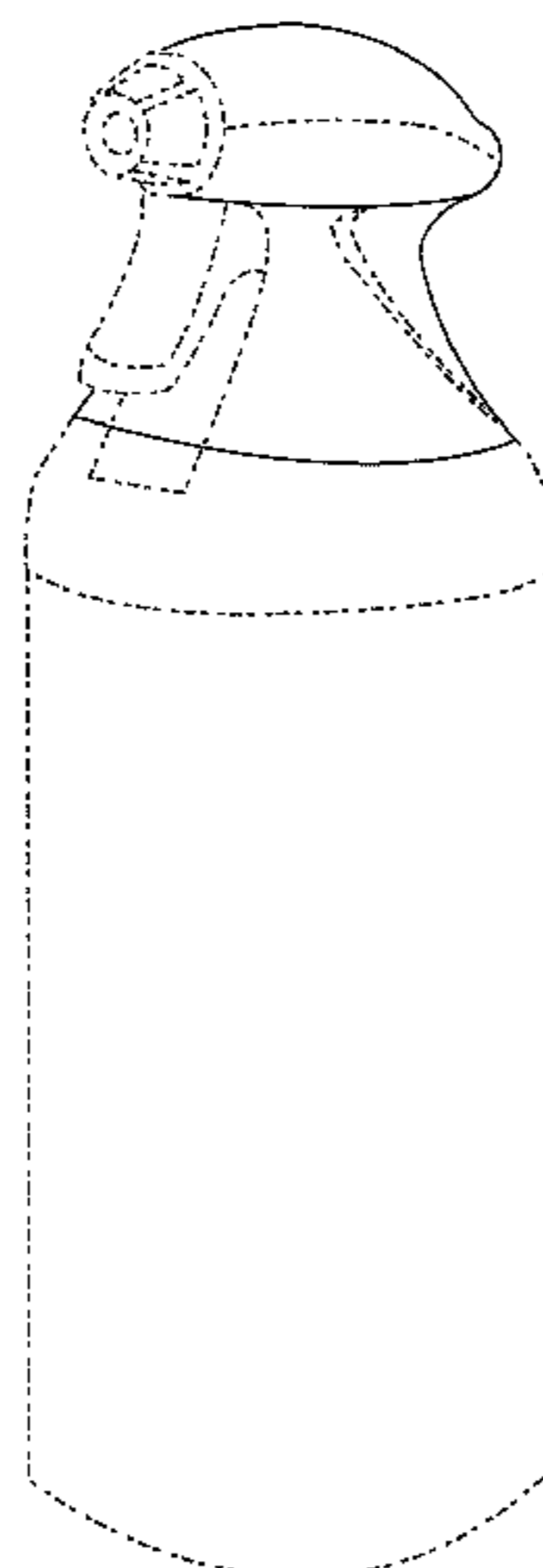
FIG. 5 is a side view of the trigger sprayer shown in FIG. 1;

FIG. 6 is a top view of the trigger sprayer shown in FIG. 1; and,

FIG. 7 is a perspective view of the trigger sprayer shown in FIG. 1.

The broken line representations in FIGS. 1 through 7 are for illustrative purposes only and form no part of the claimed design.

1 Claim, 4 Drawing Sheets



US D571,205 S

Page 2

U.S. PATENT DOCUMENTS

7,219,848	B2 *	5/2007	Sweeton	239/102.2	2005/0082311	A1 *	4/2005	Good et al.	222/1
2002/0070245	A1 *	6/2002	Barriac et al.	222/382	2006/0091160	A1 *	5/2006	Sweeton	222/333
2002/0070246	A1 *	6/2002	Barriac et al.	222/382	2006/0153707	A1 *	7/2006	Sweeton et al.	417/411
2002/0092872	A1 *	7/2002	Barriac et al.	222/383.3	2007/0215724	A1 *	9/2007	Sweeton	239/525

* cited by examiner

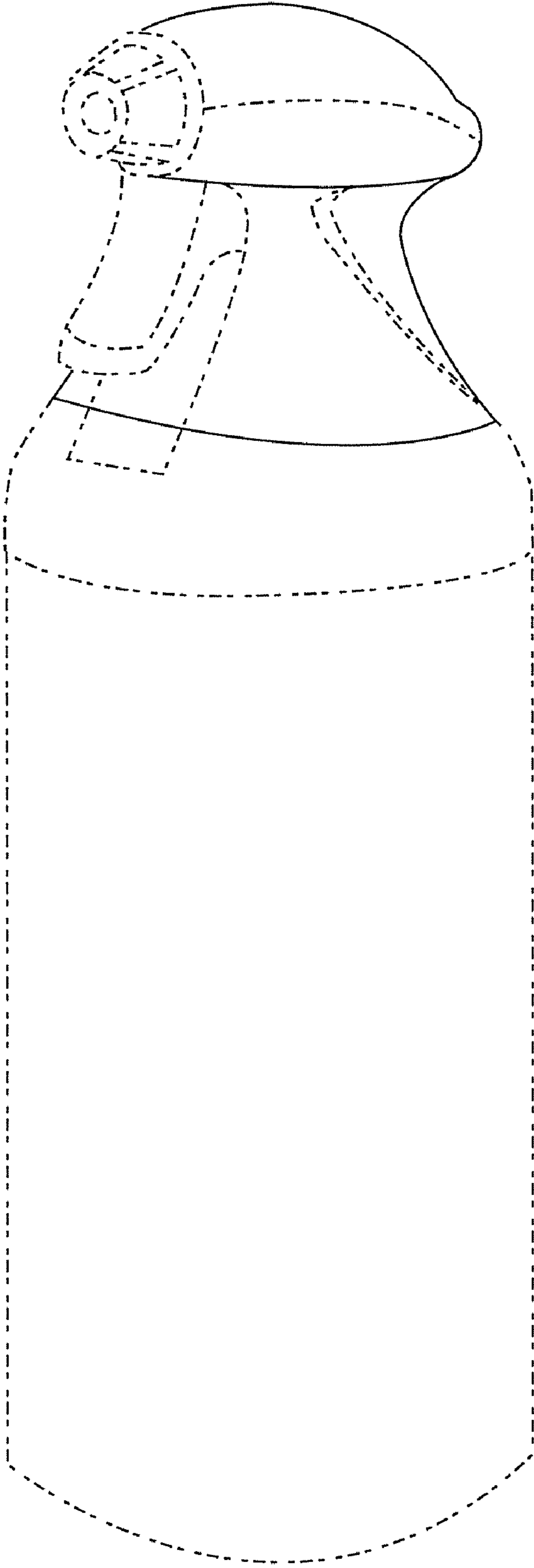


FIG. 1

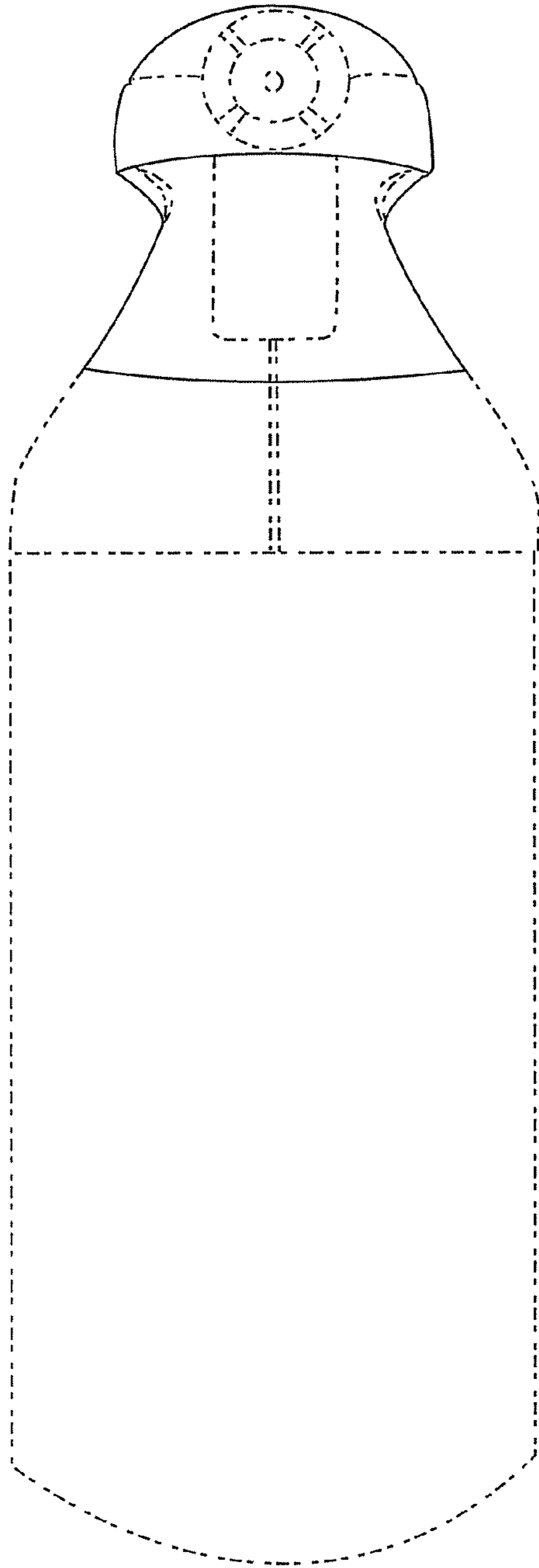


FIG. 2




FIG. 3




FIG. 4




FIG. 5

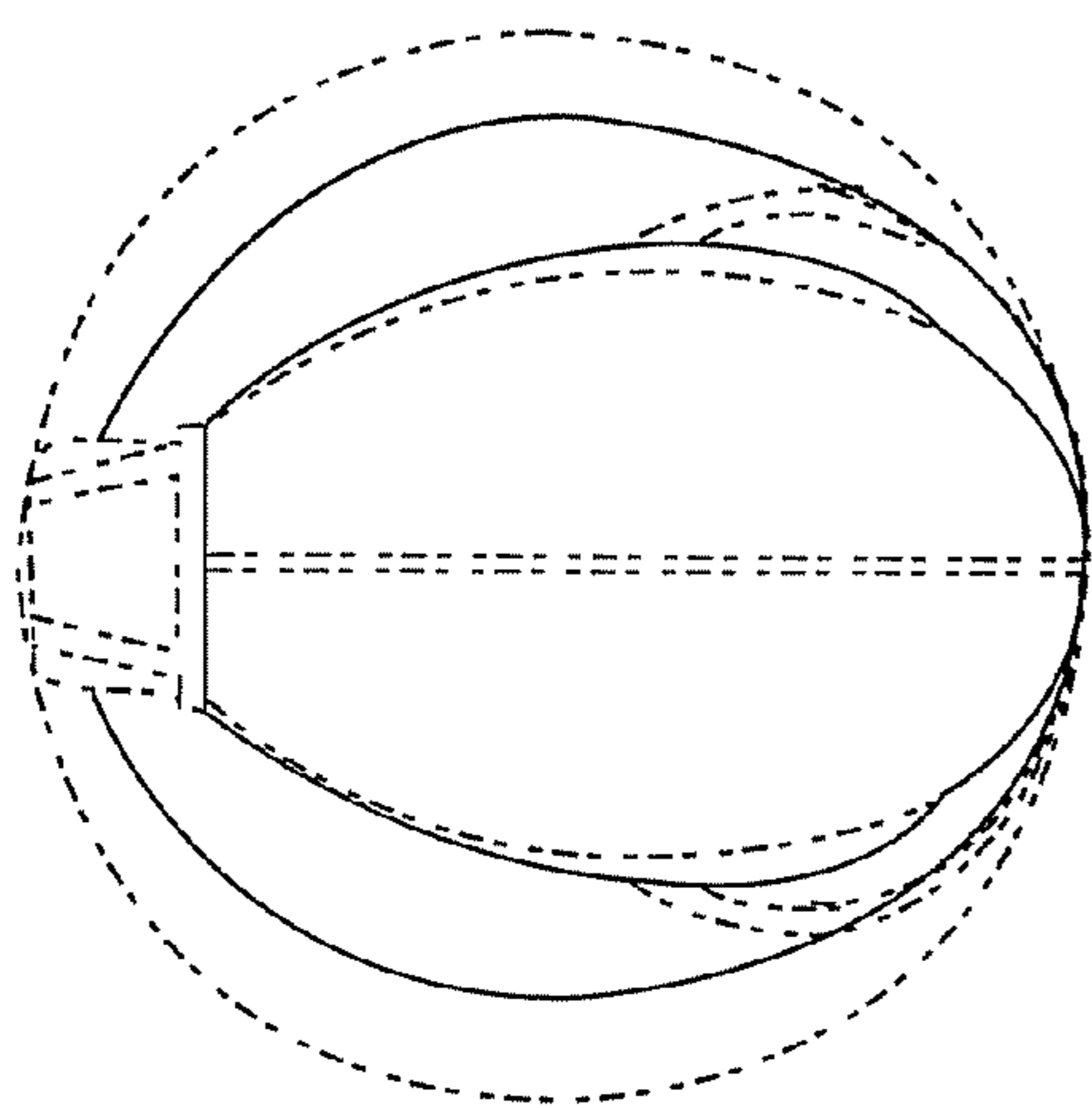


FIG. 6

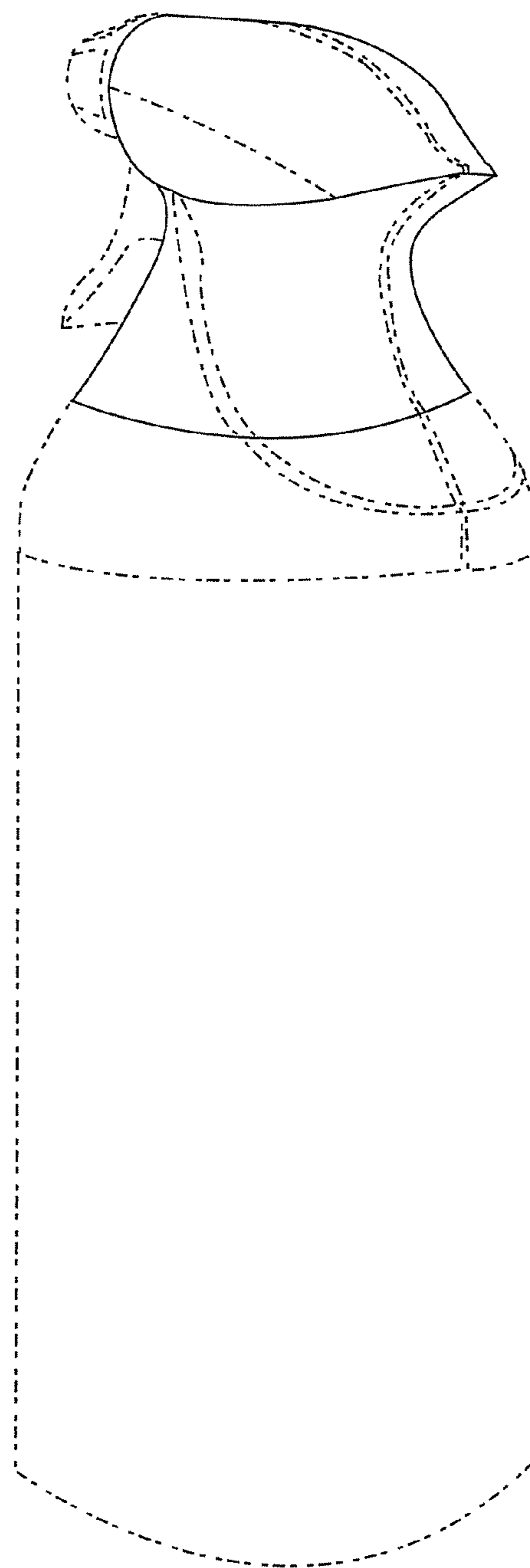


FIG. 7