



US00D571200S

(12) **United States Design Patent**
Bouveret et al.

(10) **Patent No.: US D571,200 S**
(45) **Date of Patent: ** Jun. 17, 2008**

(54) **LID FOR CONTAINER**

(57) **CLAIM**

(75) Inventors: **Nicolas Bouveret**, Mirabel (CA);
Jean-Pierre LaCroix, Bois d'Amont
(FR)

The ornamental design for a lid for container, as shown and described.

(73) Assignee: **North America I.M.L. Containers**, St. Placide (CA)

DESCRIPTION

(**) Term: **14 Years**

FIG. 1 is a perspective view of a lid for container in accordance with a first embodiment of the present design;

(21) Appl. No.: **29/291,511**

FIG. 2 is a front elevation view of the lid for container of FIG. 1, the rear elevation view being a mirror image thereof;

(22) Filed: **Aug. 31, 2007**

FIG. 3 is a right-side elevation view of the lid for container of FIG. 1, the left-side elevation view being a mirror image thereof;

(51) **LOC (8) Cl.** **09-07**

FIG. 4 is a top plan view of the lid for container of FIG. 1;

(52) **U.S. Cl.** **D9/435**

FIG. 5 is a bottom plan view of the lid for container of FIG. 1;

(58) **Field of Classification Search** D9/454,
D9/453, 452, 448, 445, 444, 435, 425; D7/629,
D7/392.1, 391; D3/318; 220/802, 784, 781,
220/780; 215/317, 316, 270
See application file for complete search history.

FIG. 6 is a perspective view of a lid for container in accordance with a second embodiment of the present design;

(56) **References Cited**

U.S. PATENT DOCUMENTS

D238,148 S *	12/1975	Dilot	D7/629
D262,839 S *	2/1982	Daenen et al.	D7/629
D267,703 S *	1/1983	Chase et al.	D9/435
D279,952 S *	8/1985	Daenen et al.	D7/629
D287,573 S *	1/1987	Tyler	D9/435
D289,488 S *	4/1987	Gyebnar	D7/391
D312,406 S *	11/1990	Tyler	D9/452
D330,161 S *	10/1992	Schuh	D9/423
D330,165 S *	10/1992	Brochu et al.	D9/435
D354,655 S *	1/1995	Daenen et al.	D7/392.1
D356,497 S *	3/1995	Zimmerman	D9/435
D358,328 S *	5/1995	Huerto et al.	D9/435
D371,305 S *	7/1996	Kruger	D9/435

FIG. 7 is a front elevation view of the lid for container of FIG. 6, the rear elevation view being a mirror image thereof;

FIG. 8 is a right-side elevation view of the lid for container of FIG. 6, the left-side elevation view being a mirror image thereof;

FIG. 9 is a top plan view of the lid for container of FIG. 6;

FIG. 10 is a bottom plan view of the lid for container of FIG. 6;

FIG. 11 is a perspective view of a lid for container in accordance with a third embodiment of the present design;

FIG. 12 is a front elevation view of the lid for container of FIG. 11, the rear elevation view being a mirror image thereof;

FIG. 13 is a right-side elevation view of the lid for container of FIG. 11, the left-side elevation view being a mirror image thereof;

FIG. 14 is a top plan view of the lid for container of FIG. 11; and,

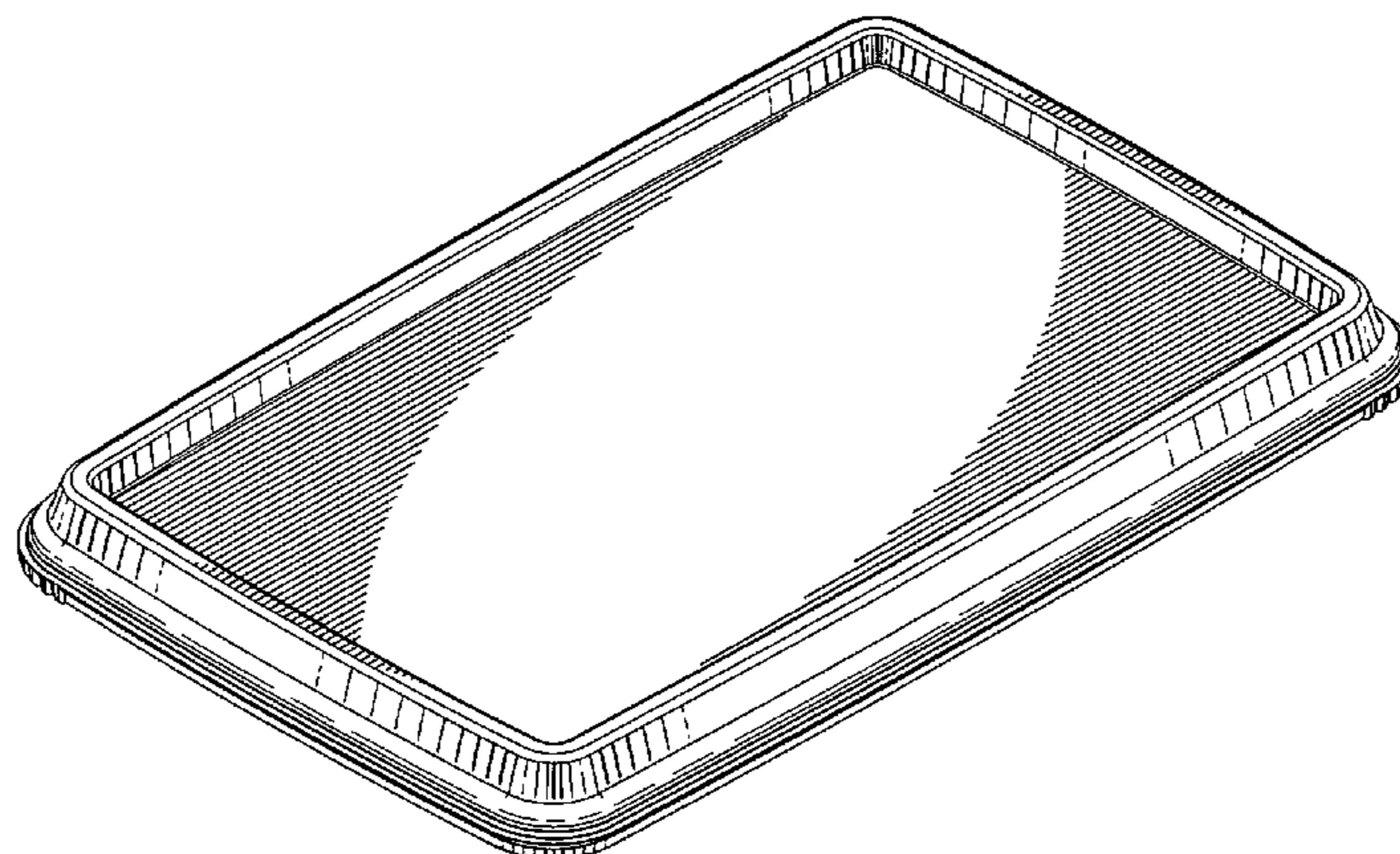
FIG. 15 is a bottom plan view of the lid for container of FIG. 11.

The broken lines in some figures are for illustrative purposes only and form no part of the claimed design.

(Continued)

Primary Examiner—Gary D. Watson
Assistant Examiner—Susan Bennett Hattan
(74) *Attorney, Agent, or Firm*—Carter & Schnedler, P.A.

1 Claim, 9 Drawing Sheets



US D571,200 S

Page 2

U.S. PATENT DOCUMENTS

D377,733 S *	2/1997	Ahern et al.	D7/392.1	D502,049 S *	2/2005	Munson et al.	D7/392.1
D429,640 S *	8/2000	Nielsen et al.	D9/435	D536,248 S *	2/2007	Lesquir	D9/435
D455,605 S *	4/2002	Dretzka et al.	D7/392.1	D551,496 S *	9/2007	Ablo et al.	D7/392.1
D465,382 S *	11/2002	Wolf et al.	D7/392.1	D564,287 S *	3/2008	Bouveret et al.	D7/392.1
D485,468 S *	1/2004	Roth et al.	D7/392.1				

* cited by examiner

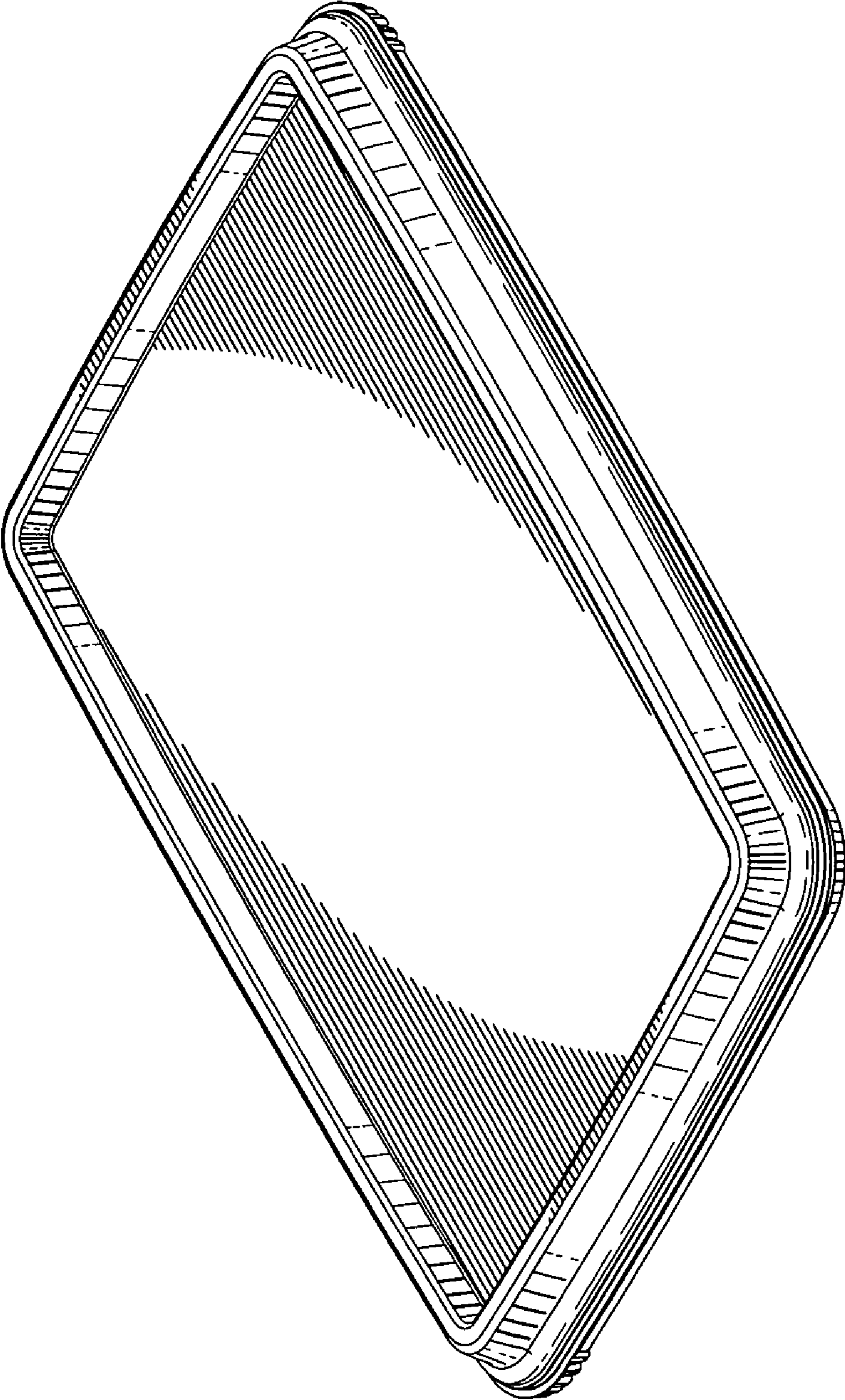


Fig-1




Fig-2




Fig-3




Fig-4

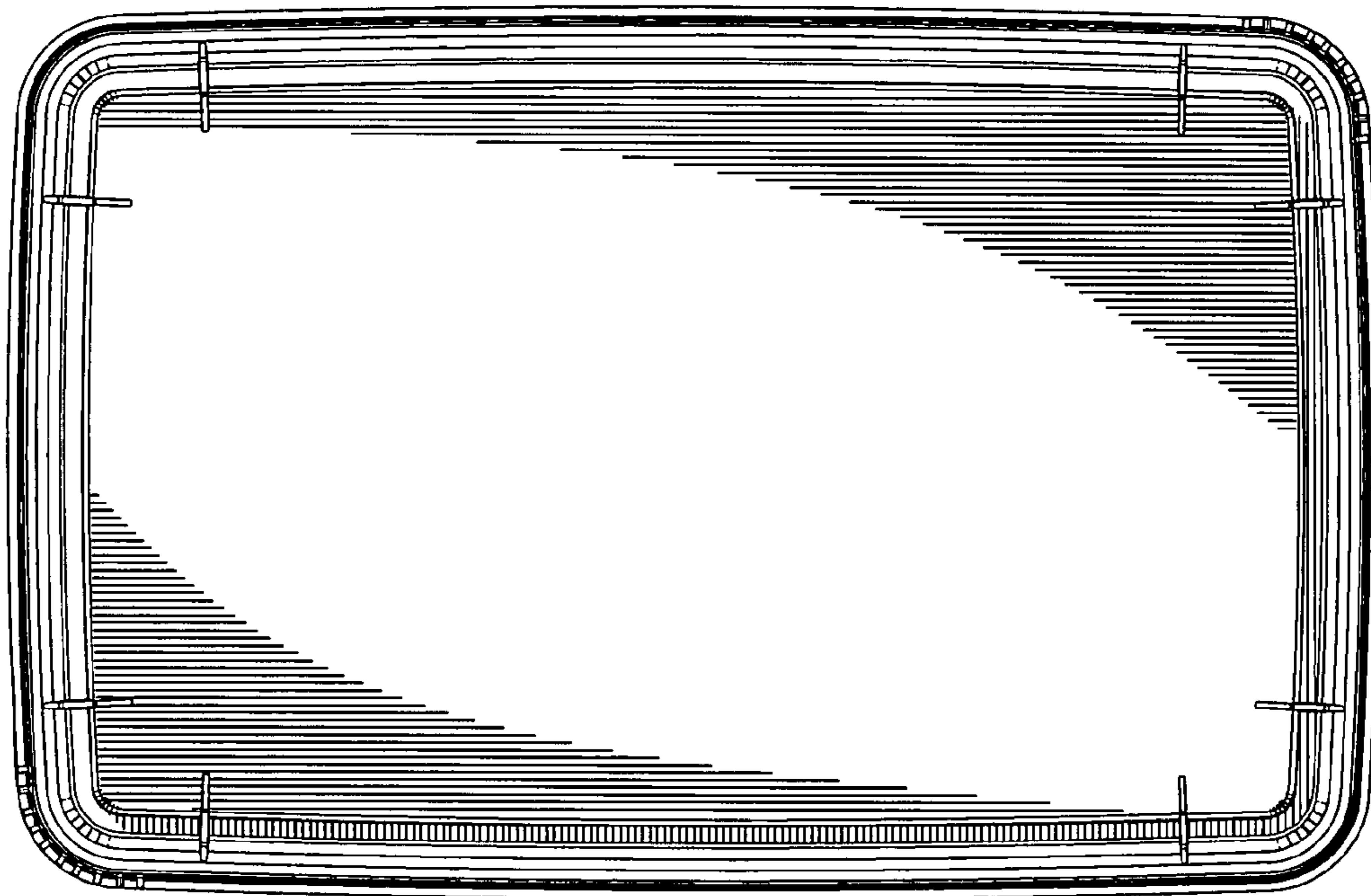


Fig-5

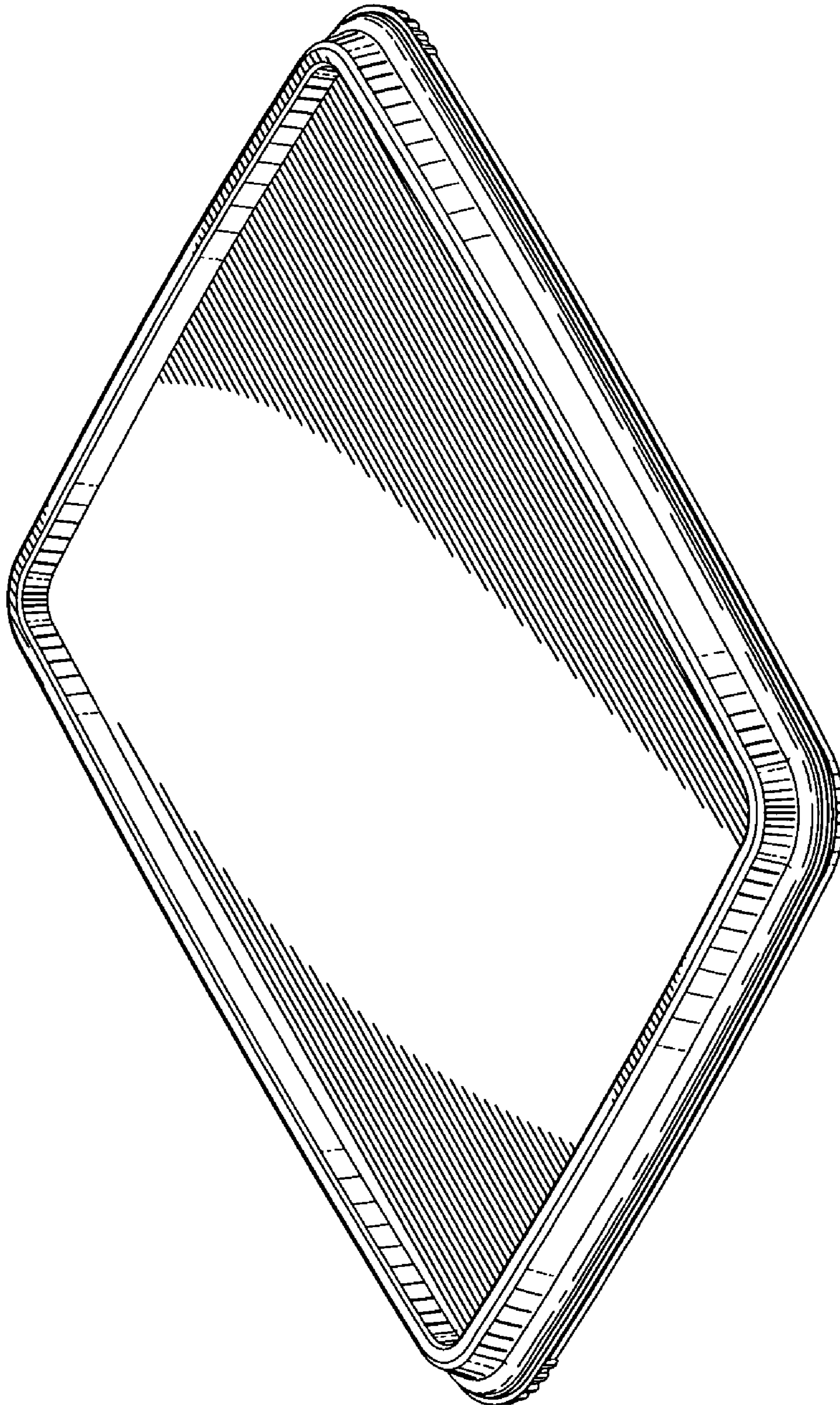


FIG-6




Fig-7




Fig-8




Fig-9

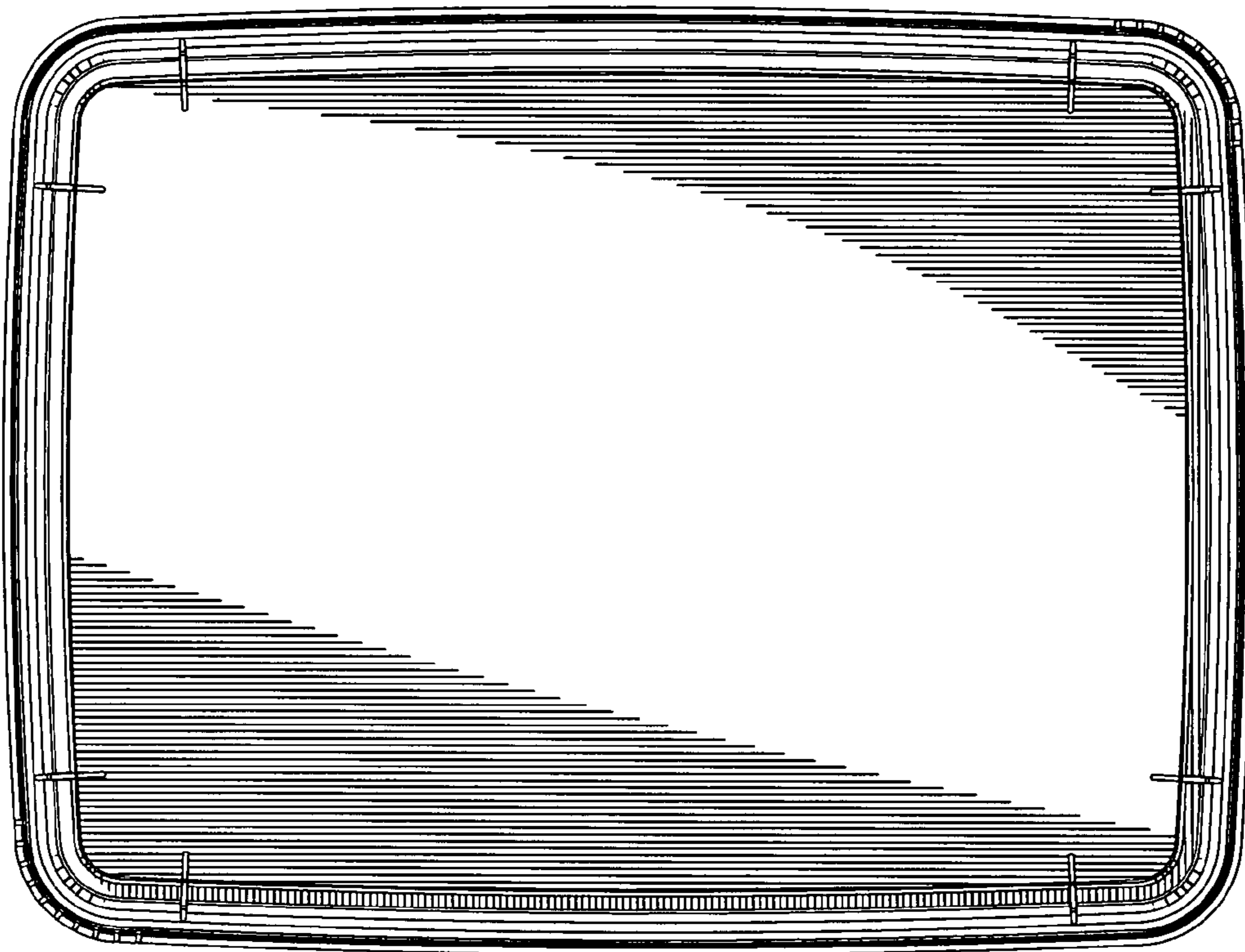


Fig-10

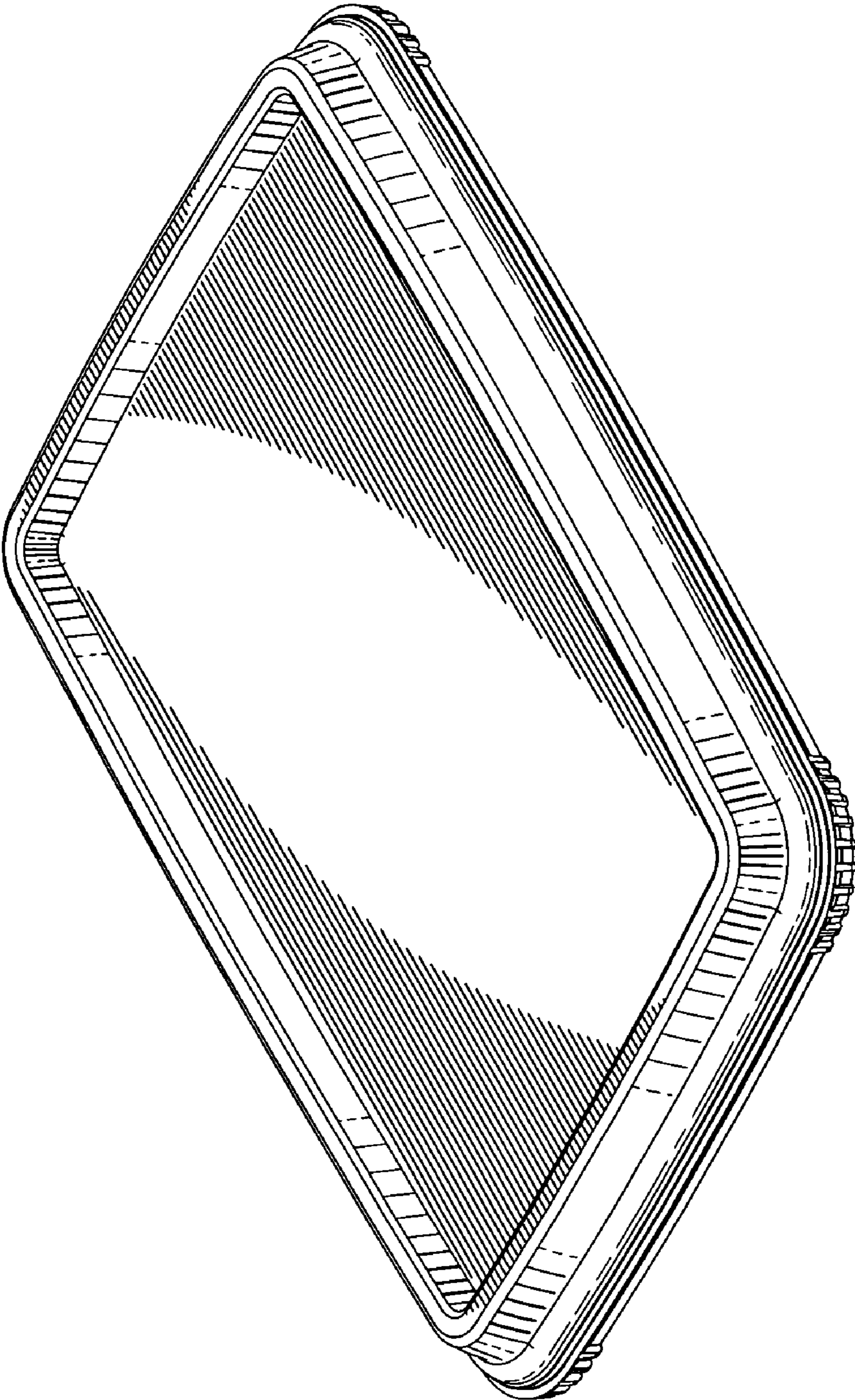


Fig-11




Fig-12




Fig-13

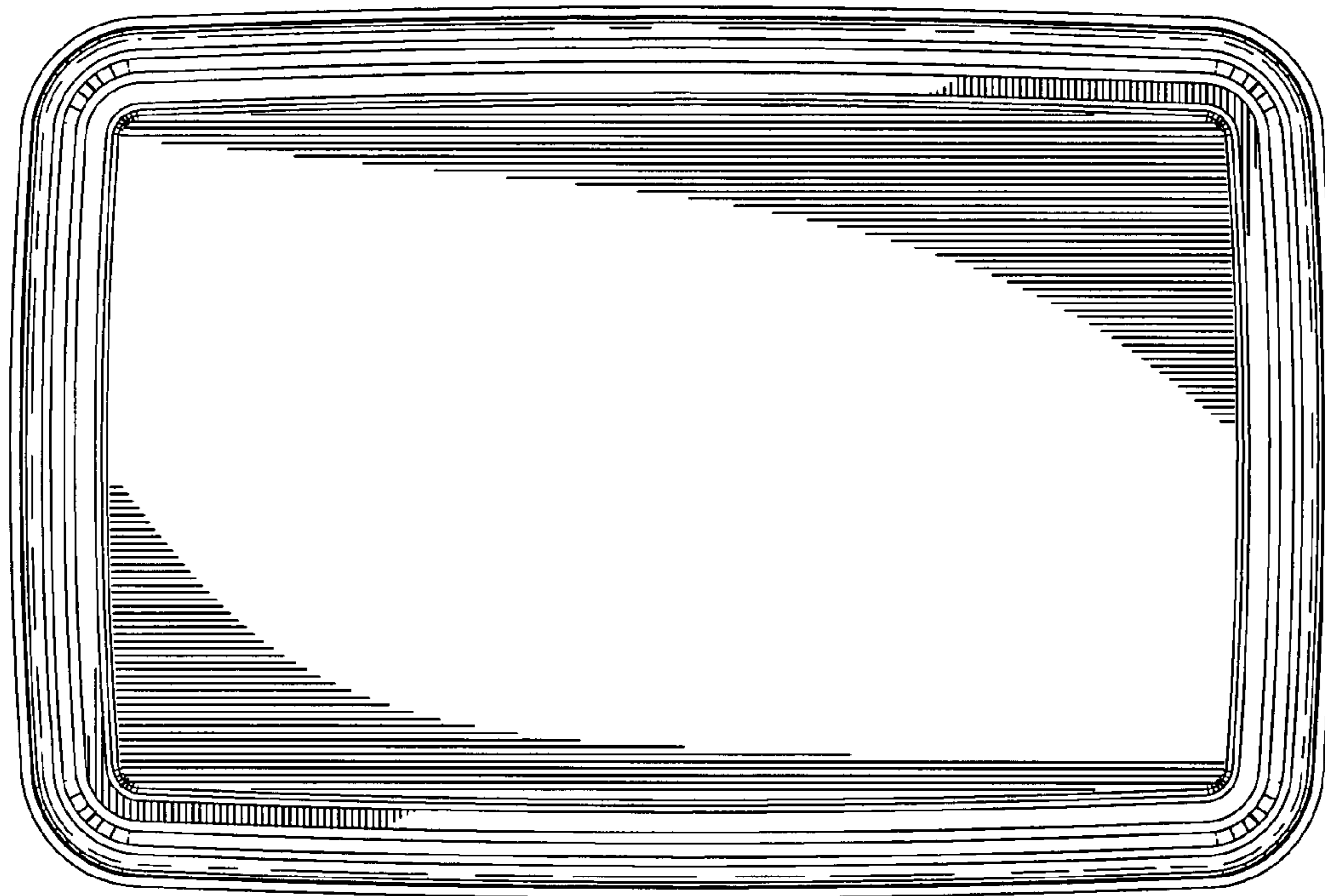


Fig-14

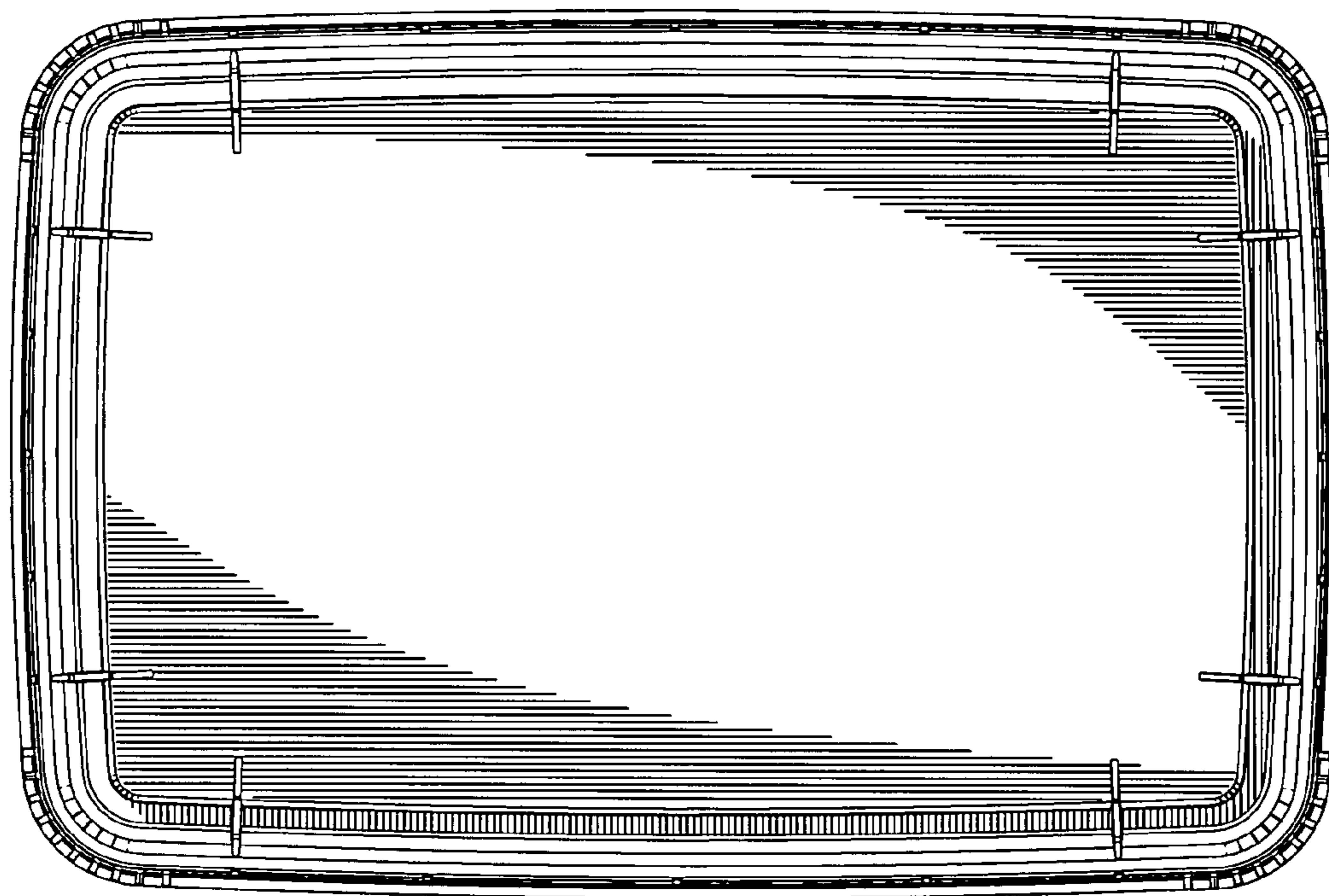


Fig-15