



US00D571193S

(12) **United States Design Patent**  
**Goodman et al.**

(10) **Patent No.:** **US D571,193 S**  
(45) **Date of Patent:** **\*\* Jun. 17, 2008**

(54) **HOOK RACK**

(75) Inventors: **Sheldon H. Goodman**, Solon, OH  
(US); **Kent W. Murphy**, Wooster, OH  
(US)

(73) Assignee: **Spectrum Diversified Designs, Inc.**,  
Streetsboro, OH (US)

(\*\*) Term: **14 Years**

(21) Appl. No.: **29/297,646**

(22) Filed: **Nov. 15, 2007**

**Related U.S. Application Data**

(62) Division of application No. 29/255,637, filed on Mar.  
10, 2006, now Pat. No. Des. 561,013.

(51) **LOC (8) Cl.** ..... **08-05**

(52) **U.S. Cl.** ..... **D8/372**

(58) **Field of Classification Search** ..... D8/370,  
D8/371, 372; D6/320, 323, 566, 569; 211/30,  
211/31, 34, 35, 86, 87; 248/303, 227.4  
See application file for complete search history.

(56) **References Cited**

**U.S. PATENT DOCUMENTS**

843,633 A	2/1907	Schoonmaker	
D324,314 S	3/1992	Licari et al.	
5,221,012 A *	6/1993	Licari	211/105
D355,841 S	2/1995	Goodman et al.	
D355,842 S	2/1995	Goodman et al.	
D387,569 S	12/1997	Goodman et al.	
D390,012 S	2/1998	Goodman et al.	

D419,428 S	1/2000	Goodman et al.	
D421,382 S	3/2000	Abdi	
D422,484 S	4/2000	Goodman et al.	
D436,839 S	1/2001	Goodman et al.	
D459,979 S	7/2002	Goodman et al.	
D461,706 S	8/2002	Goodman et al.	
D465,406 S	11/2002	Goodman et al.	
D465,998 S	11/2002	Goodman et al.	
D555,463 S *	11/2007	Goodman et al.	D8/372
D555,464 S *	11/2007	Goodman et al.	D8/372
D559,089 S *	1/2008	Goodman et al.	D8/372
2007/0131832 A1	6/2007	Adams	

\* cited by examiner

*Primary Examiner*—T. Chase Nelson

*Assistant Examiner*—Barbara B Lohr

(74) *Attorney, Agent, or Firm*—Pearne & Gordon LLP

(57) **CLAIM**

The ornamental design for a hook rack, as shown and described.

**DESCRIPTION**

FIG. 1 is a perspective view of a hook rack showing our new design;

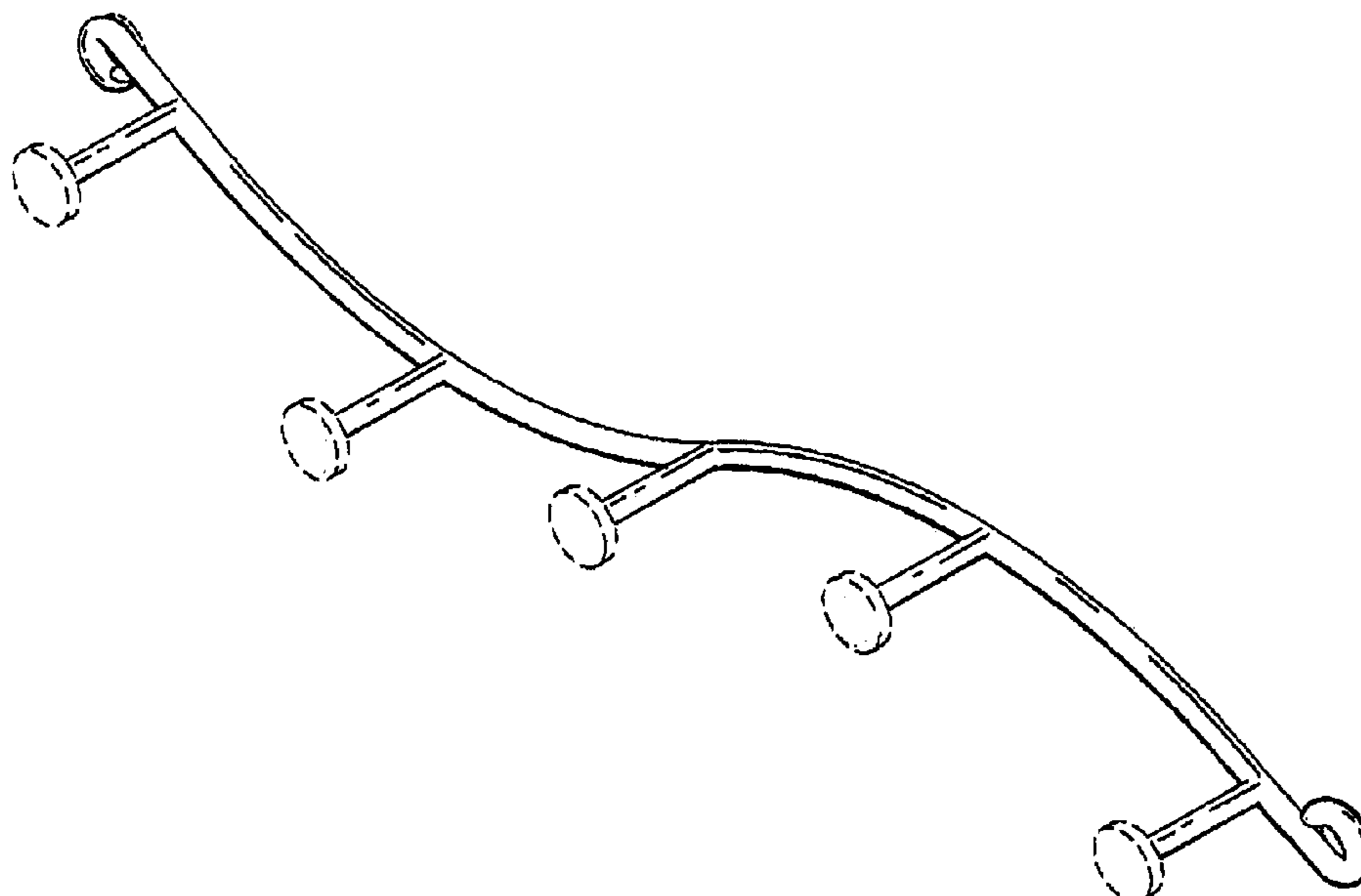
FIG. 2 is a front elevational view thereof;

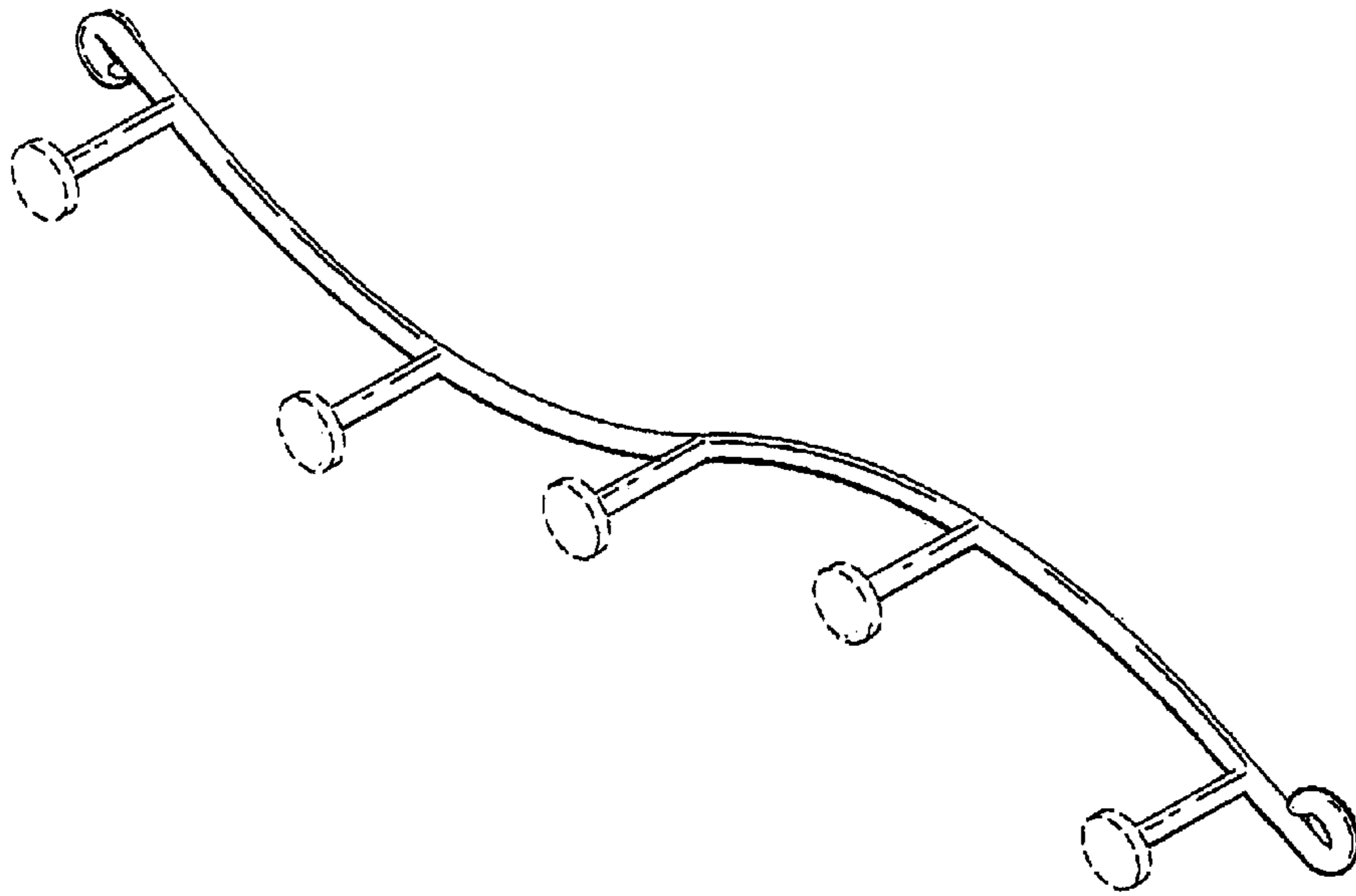
FIG. 3 is a top plan view thereof; and,

FIG. 4 is a side elevation view thereof.

The broken-line disclosure of elements in the views is for illustrative purposes only and forms no part of the claimed design.

**1 Claim, 2 Drawing Sheets**





**FIG. 1**

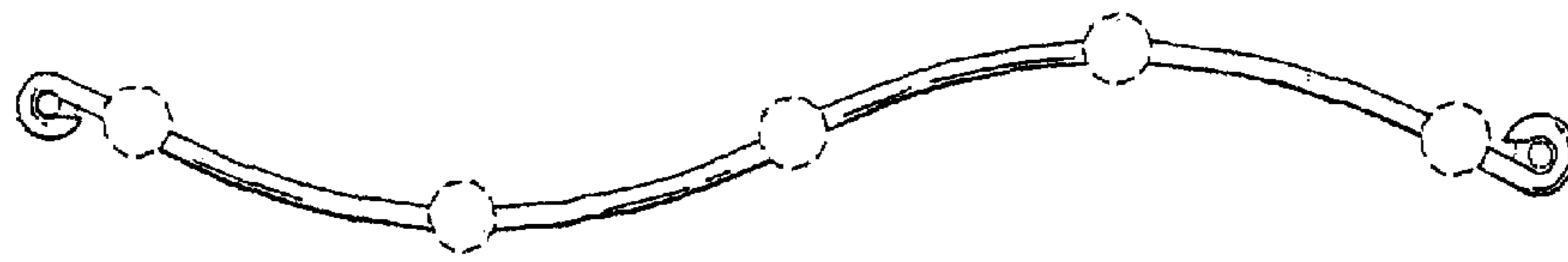


FIG. 2

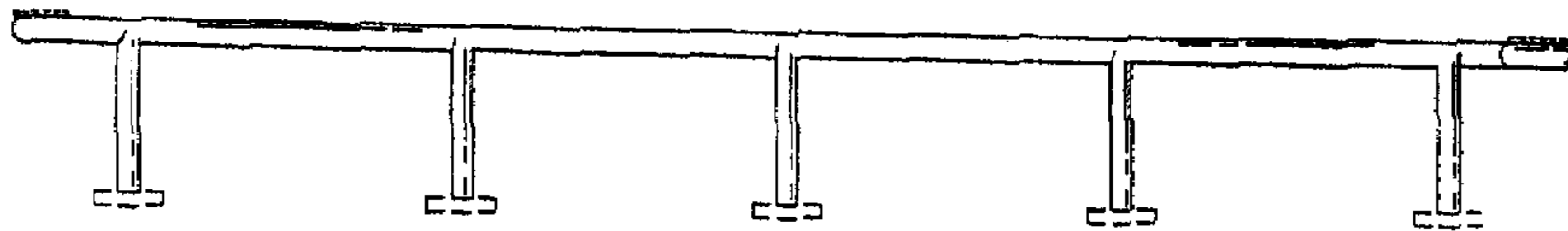


FIG. 3

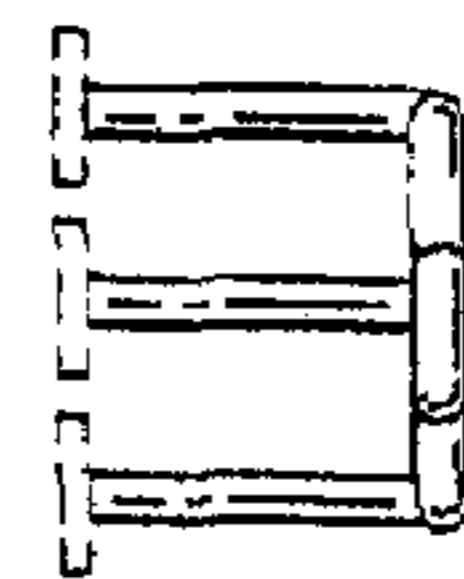


FIG. 4