

US00D571190S

(12) **United States Design Patent**
Spadotto

(10) **Patent No.:** **US D571,190 S**

(45) **Date of Patent:** **** Jun. 17, 2008**

(54) **WALL HANGER FOR WATERING HOSE
AND HOSE FITTINGS**

(75) Inventor: **Oliviano Spadotto**, Pordenone (IT)

(73) Assignee: **Claber S.p.A.**, Fiume Veneto (PN) (IT)

(**) Term: **14 Years**

(21) Appl. No.: **29/269,980**

(22) Filed: **Dec. 13, 2006**

(30) **Foreign Application Priority Data**

Jun. 15, 2006 (EM) 000545058

(51) **LOC (8) Cl.** **08-08**

(52) **U.S. Cl.** **D8/356**

(58) **Field of Classification Search** D8/105,
D8/107, 333, 349, 354, 356, 358, 360, 360.1,
D8/367, 373, 382, 383, 394-396, 400; D23/261;
D26/38; 24/18, 197, 561; 174/153 G, 650,
174/656; 242/400.1, 405.1, 405.2, 600, 603,
242/604, 604.1, 607, 608, 608.6, 608.7, 609,
242/916; 248/65, 74.1-74.4, 201, 214, 215,
248/229.26, 302, 304, 319.7, 316.8; 439/501,
439/535; 16/2.1; D13/147; 385/137

See application file for complete search history.

(56) **References Cited**

U.S. PATENT DOCUMENTS

D183,487 S * 9/1958 Irvin D8/373
3,029,933 A * 4/1962 Sutter 206/577
D243,426 S * 2/1977 Joslyn D6/567
4,202,090 A * 5/1980 Cook 29/417
D274,487 S * 7/1984 Eads et al. D8/356
D322,746 S * 12/1991 Sassano D8/356
5,427,339 A * 6/1995 Pauli et al. 248/75
5,699,987 A * 12/1997 Romaneschi et al. 248/89
D408,270 S * 4/1999 Tisbo et al. D8/356
D421,714 S * 3/2000 Moscovitch et al. D8/373
6,059,215 A * 5/2000 Finnis 242/400.1

6,310,294 B1 * 10/2001 Di Girolamo et al. 174/101
D462,254 S * 9/2002 Wright et al. D8/356
D463,971 S * 10/2002 Lillelund et al. D8/367
6,464,178 B1 * 10/2002 Kidd, III 248/51
6,488,240 B1 * 12/2002 Brooker et al. 248/89
D494,452 S * 8/2004 Sheldon et al. D8/367
7,007,978 B1 * 3/2006 Purdom 280/809
D556,021 S * 11/2007 Sexton D8/356

FOREIGN PATENT DOCUMENTS

BE 000600416-0001 * 10/2006
DE 000021670-0001 * 4/2003

* cited by examiner

Primary Examiner—T. Chase Nelson

Assistant Examiner—Karen Acker

(74) *Attorney, Agent, or Firm*—Jacobson Holman PLLC

(57) **CLAIM**

I claim the ornamental design for wall hanger for watering hose and hose fittings, as shown and described.

DESCRIPTION

FIG. 1 shows a perspective top view of a wall hanger for watering hose and hose fittings;

FIG. 2 shows a top view of the wall hanger for watering hose and hose fittings of FIG. 1;

FIG. 3 shows a bottom view of the wall hanger for watering hose and hose fittings of FIG. 1;

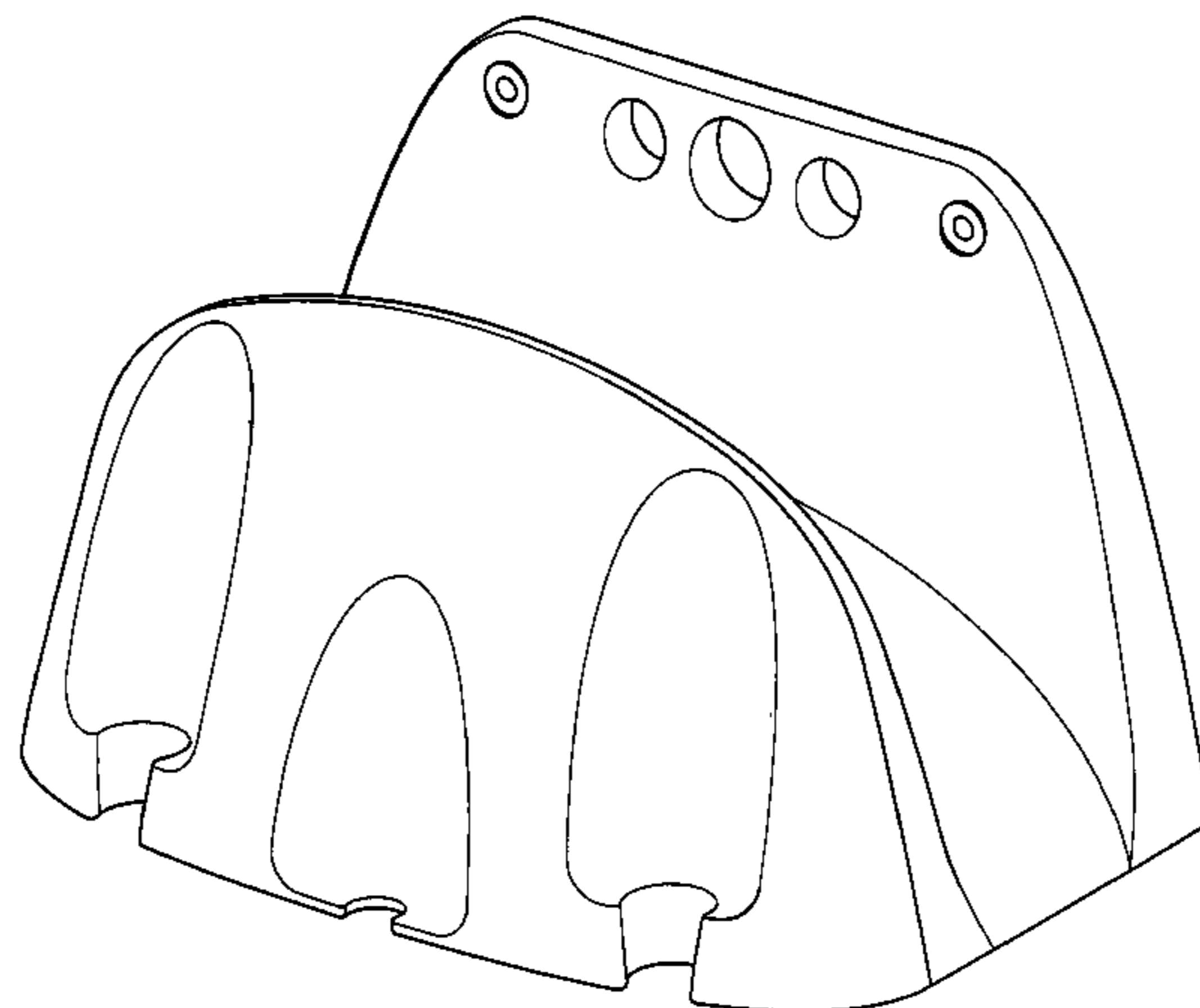
FIG. 4 shows a frontal view of the wall hanger for watering hose and hose fittings of FIG. 1;

FIG. 5 shows a back of the wall hanger for watering hose and hose fittings of FIG. 1;

FIG. 6 shows a left-hand lateral view of the wall hanger for watering hose and hose fittings of FIG. 1; and,

FIG. 7 shows a right-hand lateral view of the wall hanger for watering hose and hose fittings of FIG. 1.

1 Claim, 7 Drawing Sheets



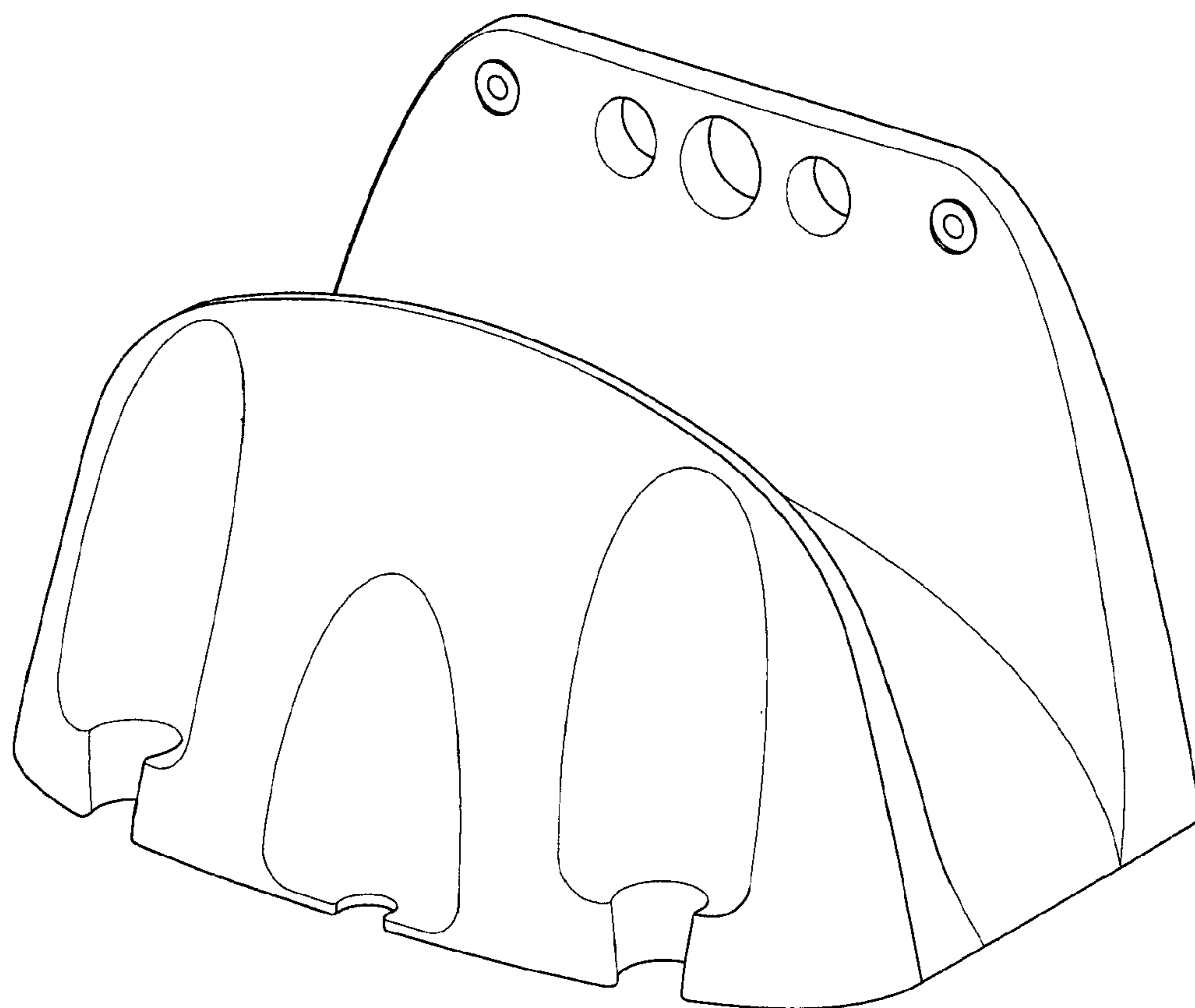


FIG.1




FIG.2




FIG.3

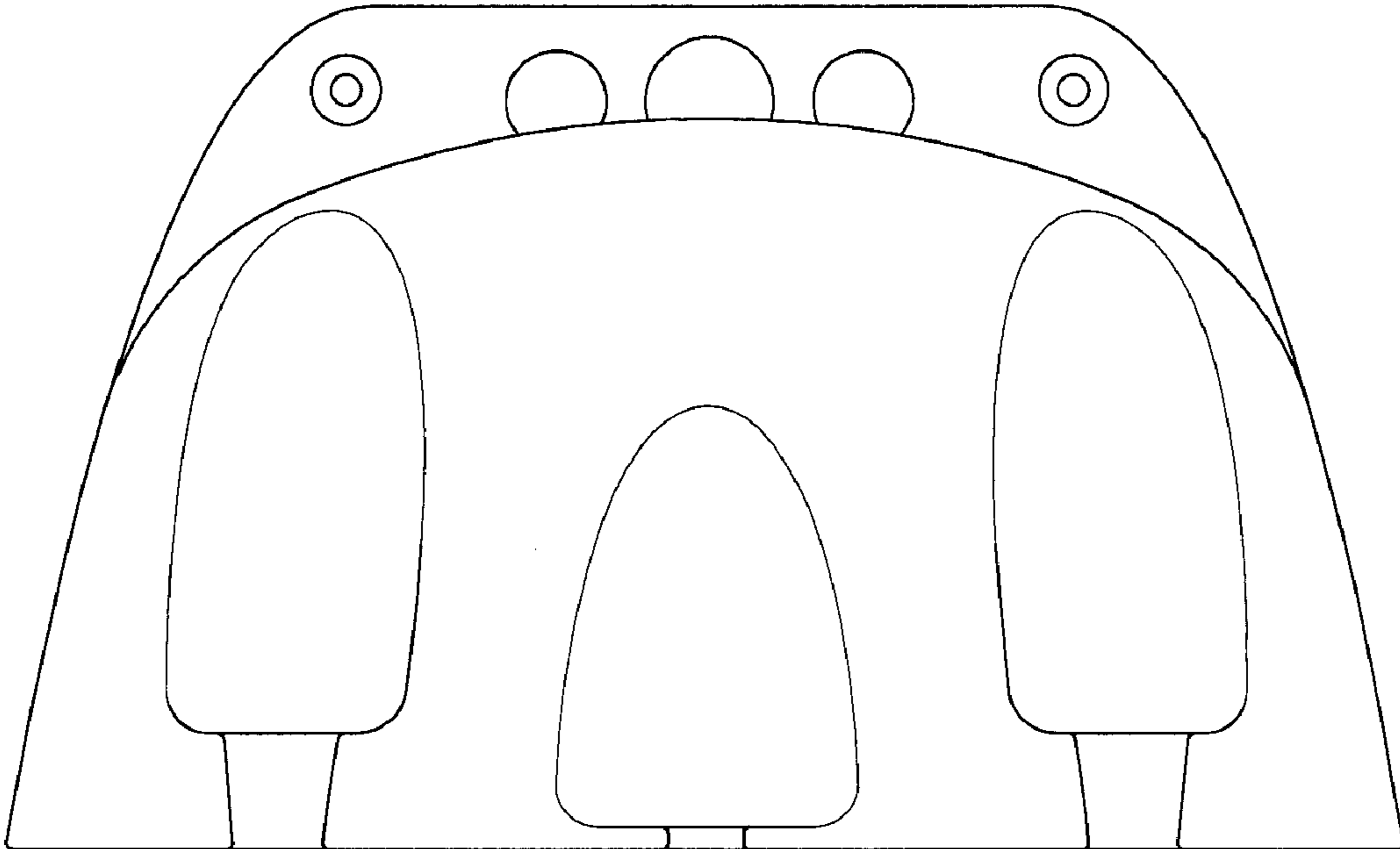


FIG.4

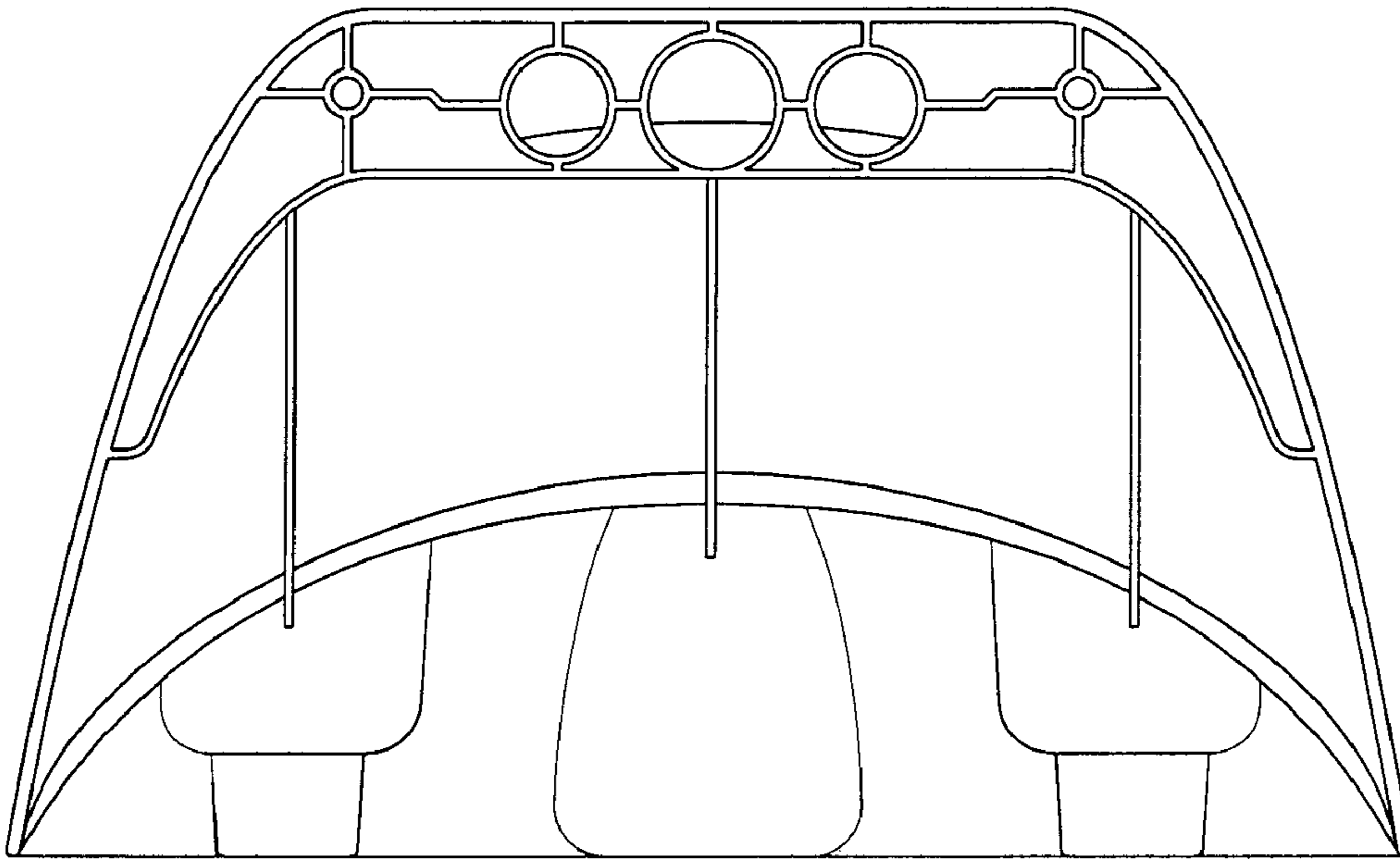


FIG.5

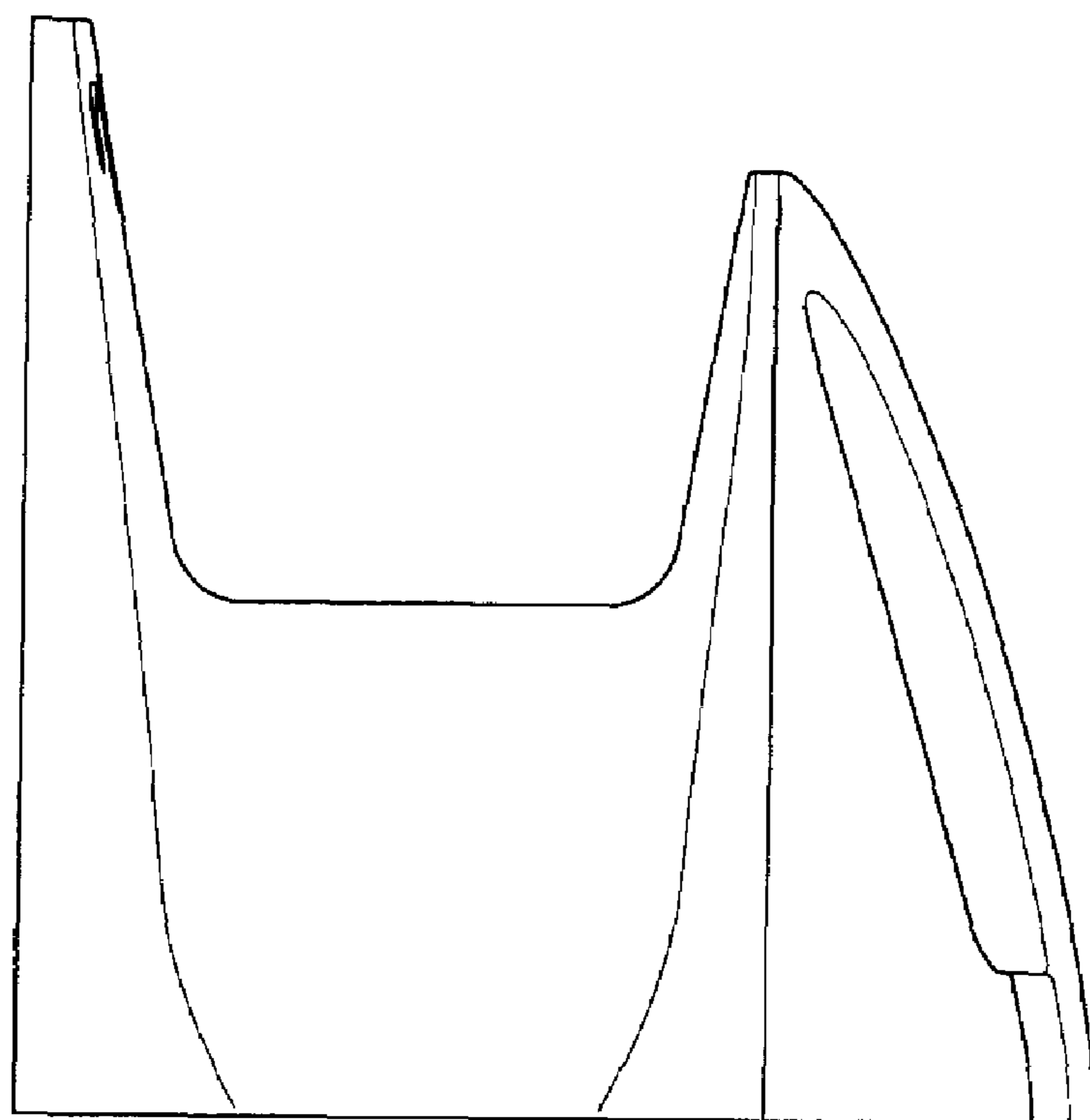


FIG.6

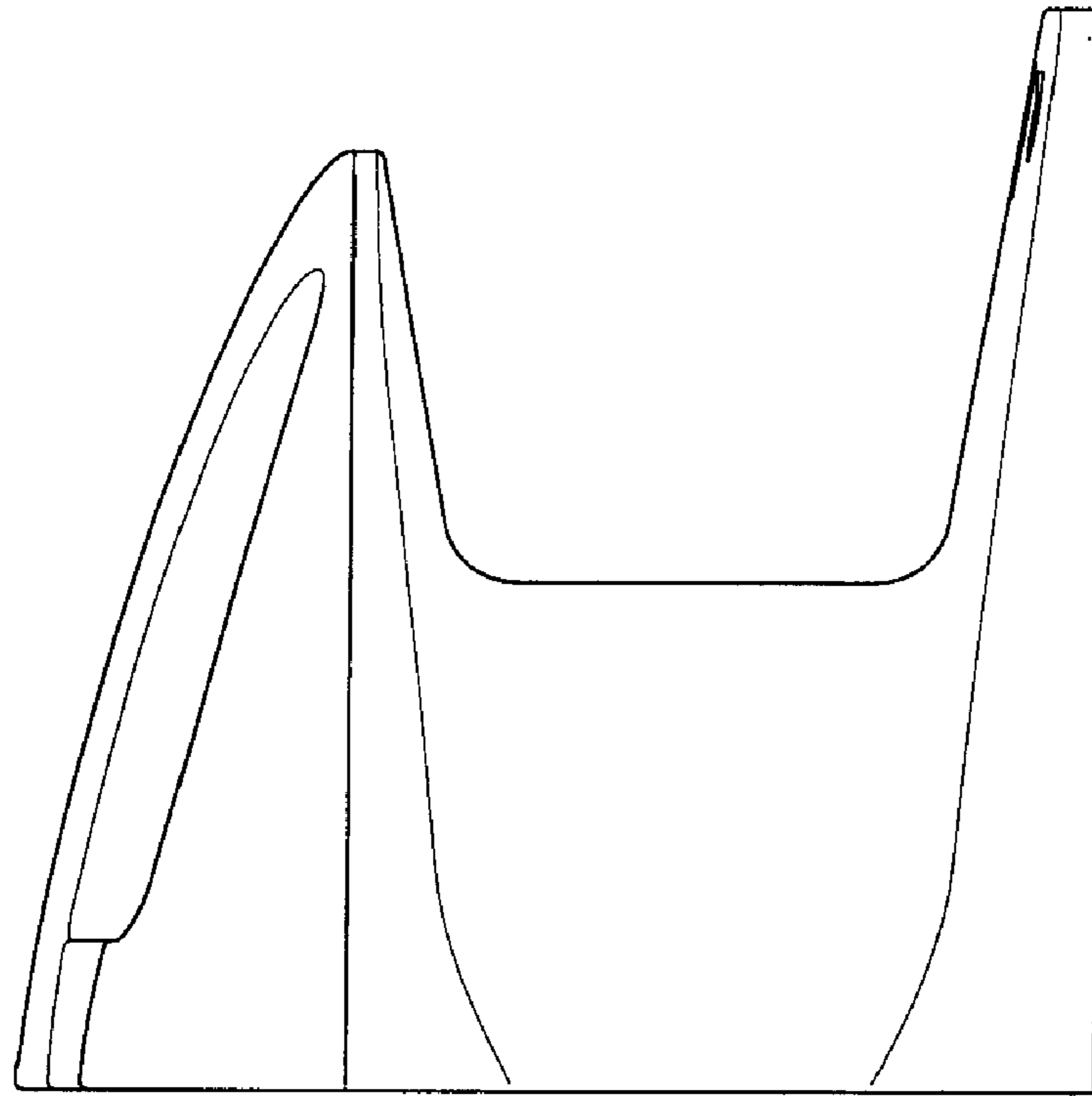


FIG. 7