



US00D571185S

(12) **United States Design Patent**
Phillips et al.

(10) **Patent No.:** **US D571,185 S**
(45) **Date of Patent:** **** Jun. 17, 2008**

(54) **STEERING WHEEL LOCK**
(75) Inventors: **Brian Thomas Phillips**, Christ Church (BB); **Thomas Garfield Phillips**, Surrey (CA); **Julie Patricia Esther Phillips**, Surrey (CA)
(73) Assignee: **Sixty6 Investments Ltd.**, Tortola (VG)
(**) Term: **14 Years**

5,471,855 A 12/1995 Wu
D368,421 S * 4/1996 Jensen, Sr. D8/331
5,557,956 A 9/1996 Merz
5,566,561 A 10/1996 Huckaall
D399,409 S 10/1998 Chelaru
5,865,044 A 2/1999 Wu
D427,880 S 7/2000 Sombatjirakal
D429,456 S 8/2000 Chen
6,734,788 B1 5/2004 Winner
D516,409 S 3/2006 Phillips et al.

(21) Appl. No.: **29/285,484**
(22) Filed: **Mar. 27, 2007**

* cited by examiner

Primary Examiner—Stella M. Reid
Assistant Examiner—Shanda C. Hill

(30) **Foreign Application Priority Data**
Sep. 29, 2006 (CA) 117779

(74) *Attorney, Agent, or Firm*—Graybeal, Jackson Haley, LLP

(51) **LOC (8) Cl.** **08-07**
(52) **U.S. Cl.** **D8/331; D8/335**
(58) **Field of Classification Search** D8/330, D8/331, 333, 335, 336, 338, 339, 341, 342; D21/722, 725, 780; 473/564; 70/209, 237; 340/321, 322, 426.1; 180/287; 292/8, 9, 292/11, 12, 16, 24
See application file for complete search history.

(57) **CLAIM**

The ornamental design for a steering wheel lock, as shown and described.

(56) **References Cited**

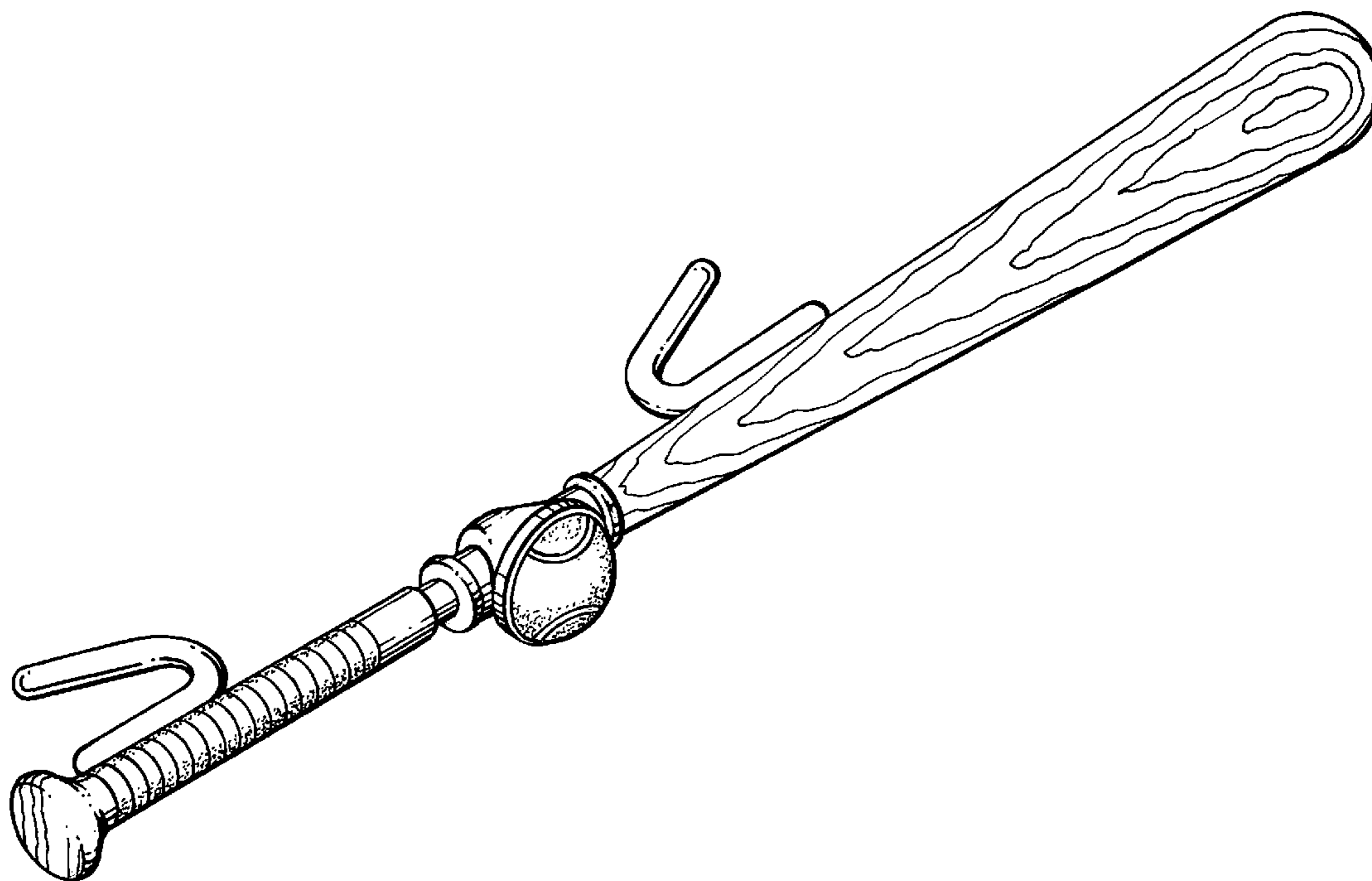
DESCRIPTION

FIG. 1 is a perspective view of a steering wheel lock showing our new design;
FIG. 2 is a top view of FIG. 1;
FIG. 3 is a front view of FIG. 1;
FIG. 4 is a bottom view of FIG. 1;
FIG. 5 is a rear view of FIG. 1;
FIG. 6 is a end view of FIG. 1; and,
FIG. 7 is an opposite end view of FIG. 1.

U.S. PATENT DOCUMENTS

D325,157 S 4/1992 Chen
D328,233 S 7/1992 Rong
D342,886 S 1/1994 Su
D343,109 S * 1/1994 Charet et al. D8/331
D349,839 S * 8/1994 Gilardelli D8/331
5,440,907 A 8/1995 Shen

1 Claim, 4 Drawing Sheets



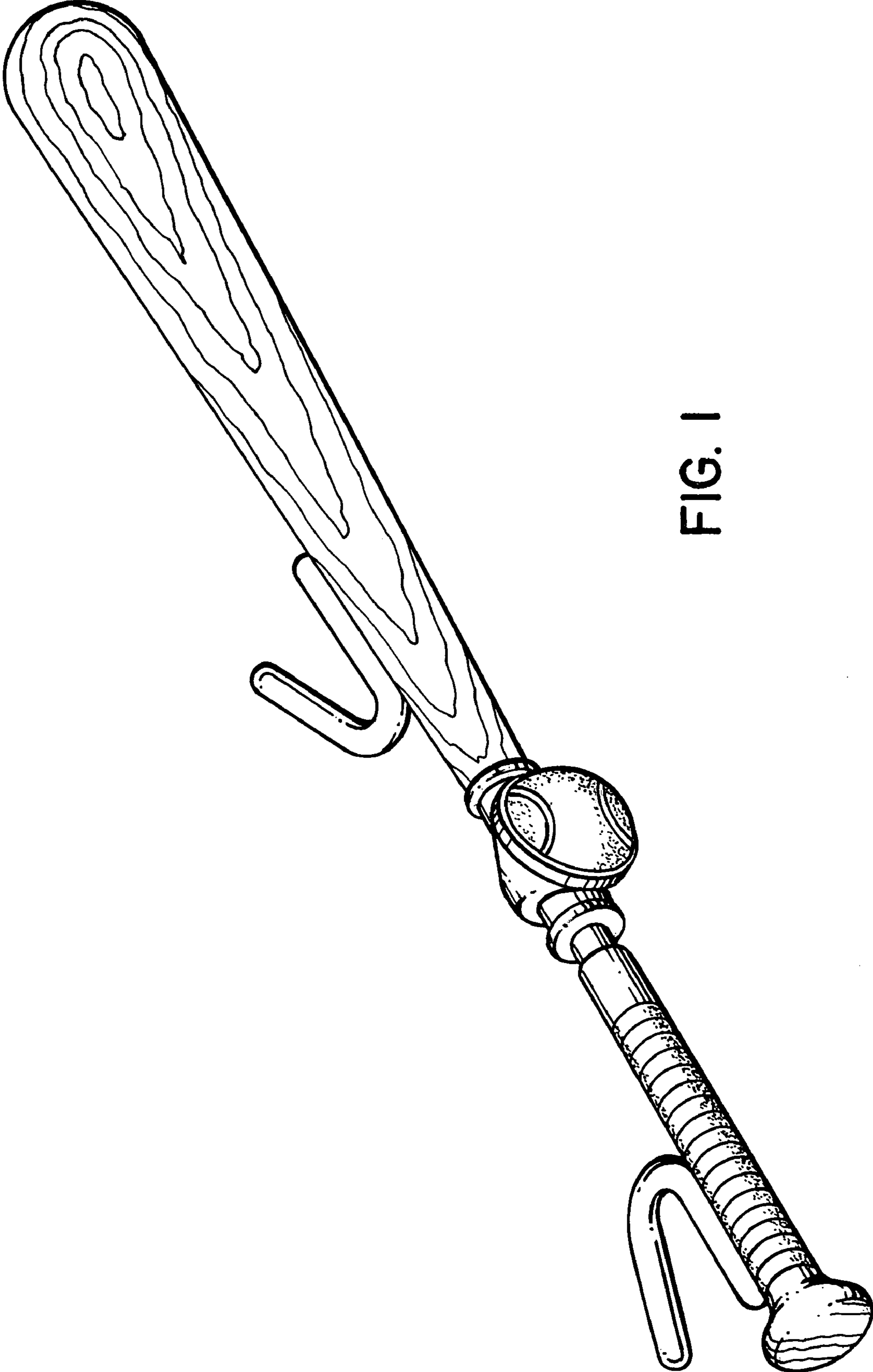


FIG. 1

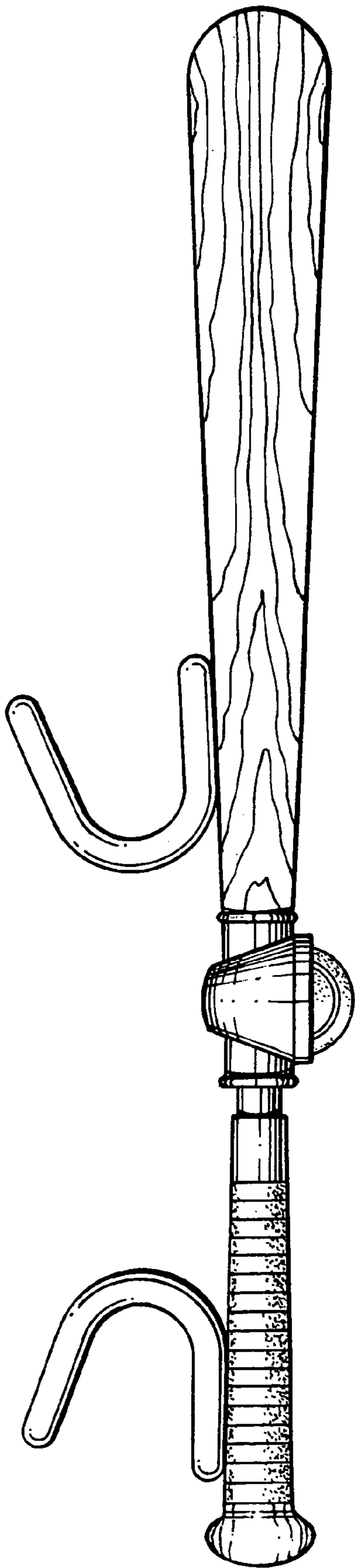


FIG. 2

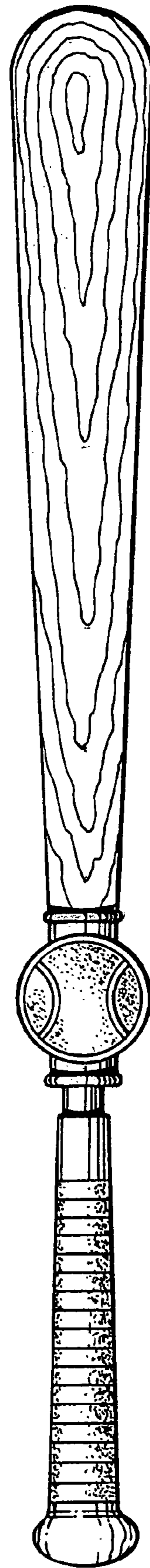


FIG. 3

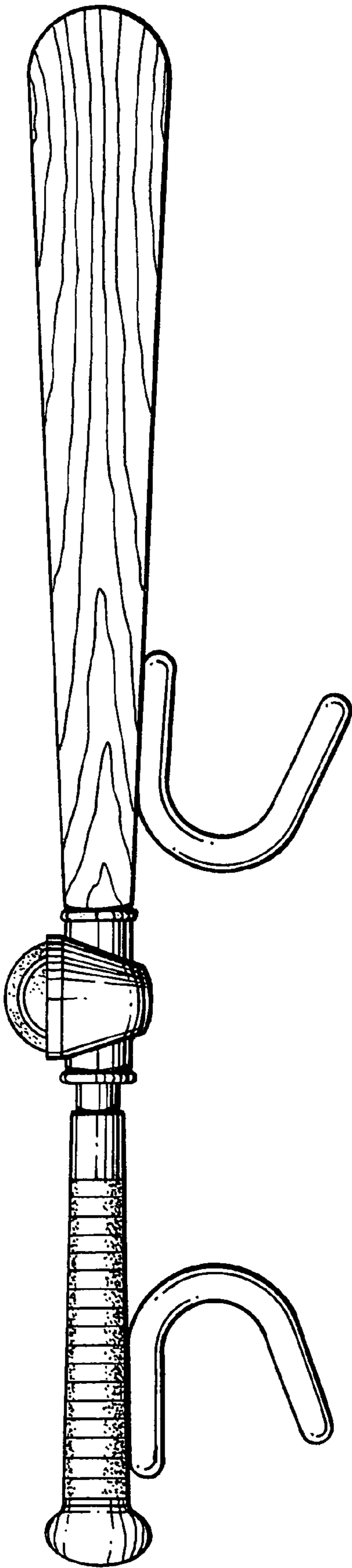


FIG. 4

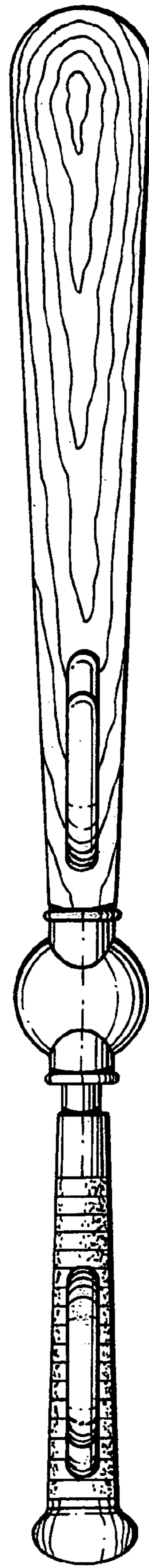


FIG. 5

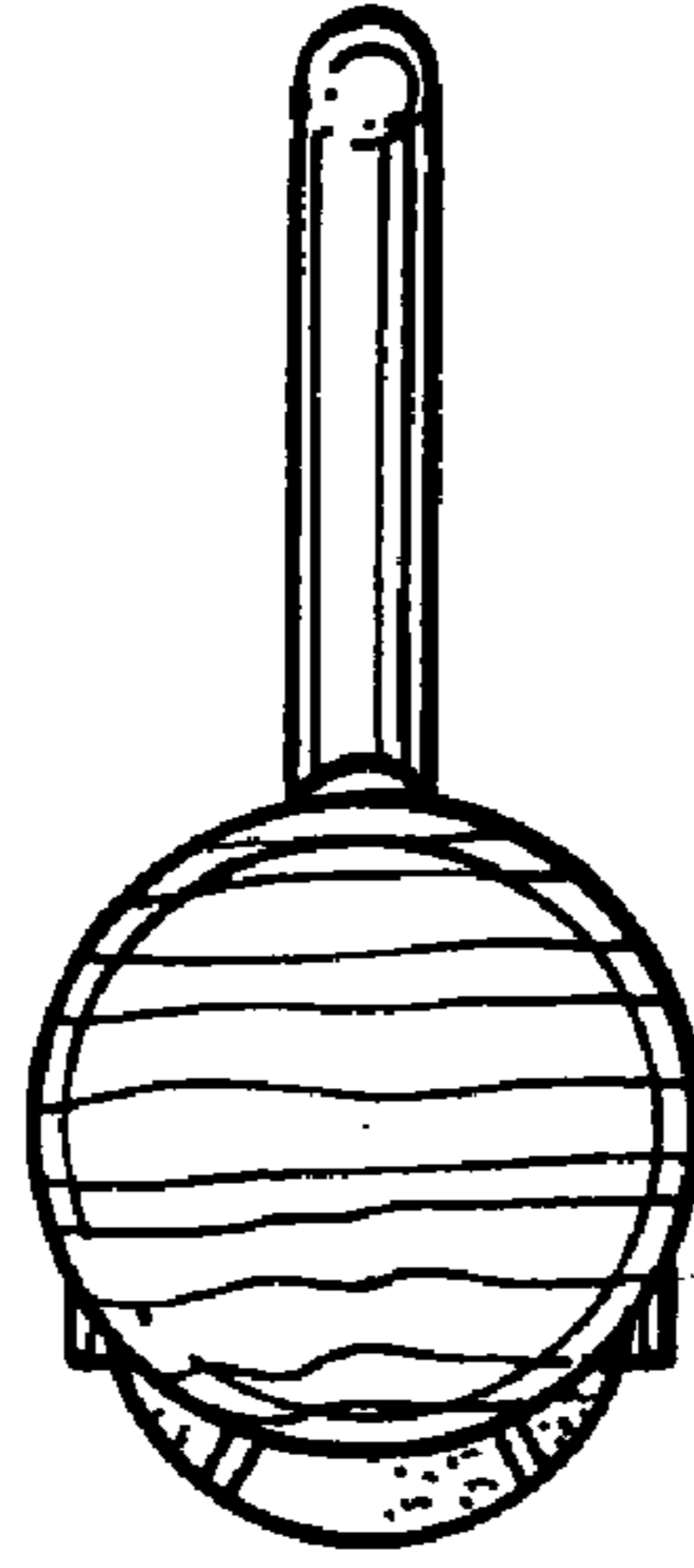


FIG. 7




FIG. 6