

US00D571169S

(12) **United States Design Patent**
Pollock et al.

(10) **Patent No.:** **US D571,169 S**
(45) **Date of Patent:** **** Jun. 17, 2008**

(54) **PRUNER**

(75) Inventors: **Nathan Pollock**, Victoria (AU); **James Collins**, Victoria (AU); **Lee Rodezno**, Victoria (AU); **Peter Williams**, New South Wales (AU)

(73) Assignee: **ITW Australia Pty Ltd.**, Victoria (AU)

(**) Term: **14 Years**

(21) Appl. No.: **29/276,386**

(22) Filed: **Jan. 24, 2007**

(30) **Foreign Application Priority Data**

Jul. 24, 2006	(AU)	13182/2006
Jul. 24, 2006	(AU)	13183/2006
Jul. 24, 2006	(AU)	13184/2006
Jul. 24, 2006	(AU)	13194/2006

(51) **LOC (8) Cl.** **08-01**

(52) **U.S. Cl.** **D8/5**

(58) **Field of Classification Search** D8/4,
D8/5, 57, 9; 30/261, 262, 194
See application file for complete search history.

(56) **References Cited**

U.S. PATENT DOCUMENTS

298,548	A *	5/1884	Bubach	30/261
3,672,053	A	6/1972	Wiss		
4,156,311	A	5/1979	Gosselin		
D266,478	S *	10/1982	Bladen	D8/5
D267,144	S *	12/1982	Harrison et al.	D8/5
D268,982	S *	5/1983	Harrison et al.	D8/5
4,567,656	A *	2/1986	Wallace et al.	30/262
D289,250	S *	4/1987	Pittaway	D8/5
D323,769	S *	2/1992	Ishida et al.	D8/5
D336,412	S *	6/1993	Wensley et al.	D8/5
D337,033	S *	7/1993	DeVille	D8/5
5,243,762	A *	9/1993	Orthey	30/254

D341,527	S *	11/1993	Clivio	D8/5
5,263,254	A *	11/1993	Orthey	30/254
D342,657	S *	12/1993	Choi	D8/5
5,335,418	A	8/1994	Krivec		
D354,890	S *	1/1995	Concari et al.	D8/5
D427,859	S *	7/2000	Deville	D8/5
D458,816	S *	6/2002	Meyerratken	D8/5
D463,227	S *	9/2002	Choi	D8/5
D467,476	S *	12/2002	Lai et al.	D8/5
D478,256	S *	8/2003	Shih	D8/5
D499,317	S *	12/2004	Tatic	D8/5
D500,236	S *	12/2004	Albert et al.	D8/5
D501,379	S *	2/2005	Lipscomb et al.	D8/5
D506,906	S *	7/2005	Wu	D8/5

FOREIGN PATENT DOCUMENTS

GB 916412 A 1/1963

* cited by examiner

Primary Examiner—Holly H. Baynham

Assistant Examiner—Sheryl Friedman

(74) *Attorney, Agent, or Firm*—Lowe, Hauptman, Ham & Berner, LLP

(57) **CLAIM**

A new original design for a pruner, as shown and described herein.

DESCRIPTION

FIG. 1 is a perspective view of a pruner intended for use as floral snips in accordance with an embodiment;

FIG. 2 is a front view of FIG. 1;

FIG. 3 is a left side view of FIG. 1;

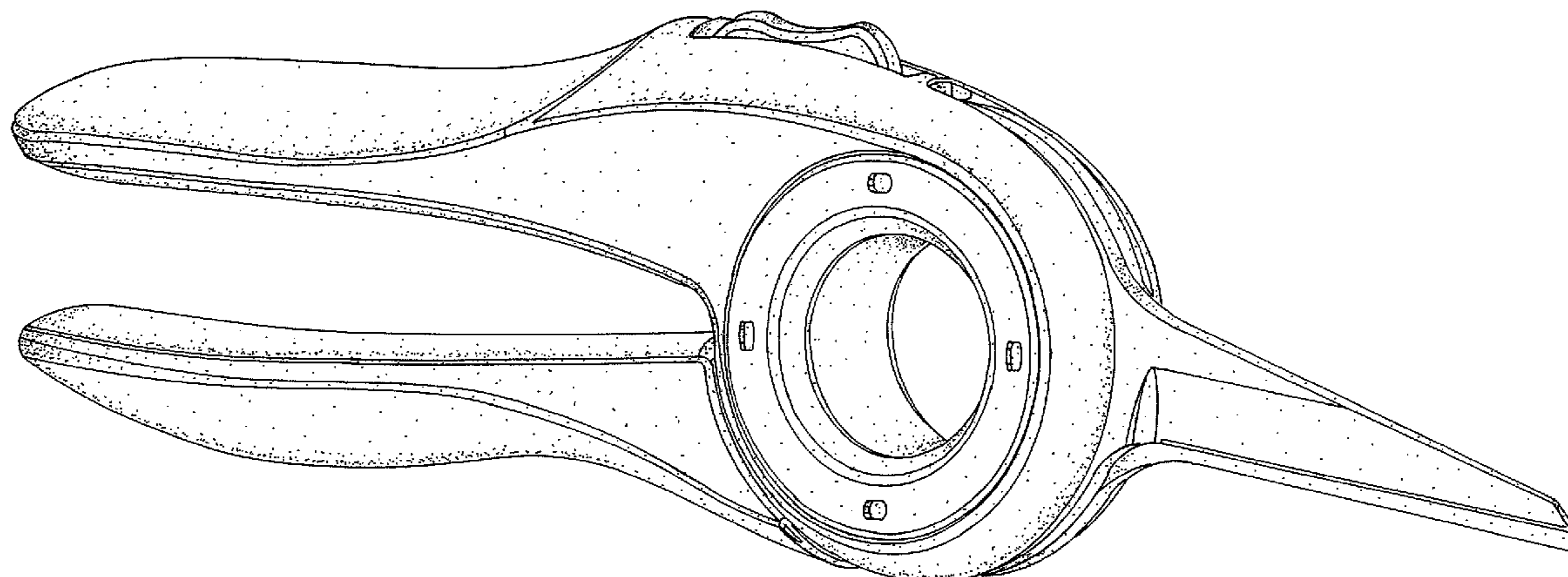
FIG. 4 is a rear view of FIG. 1;

FIG. 5 is a right side view of FIG. 1;

FIG. 6 is a top view of FIG. 1; and,

FIG. 7 is an underside view of FIG. 1.

1 Claim, 7 Drawing Sheets



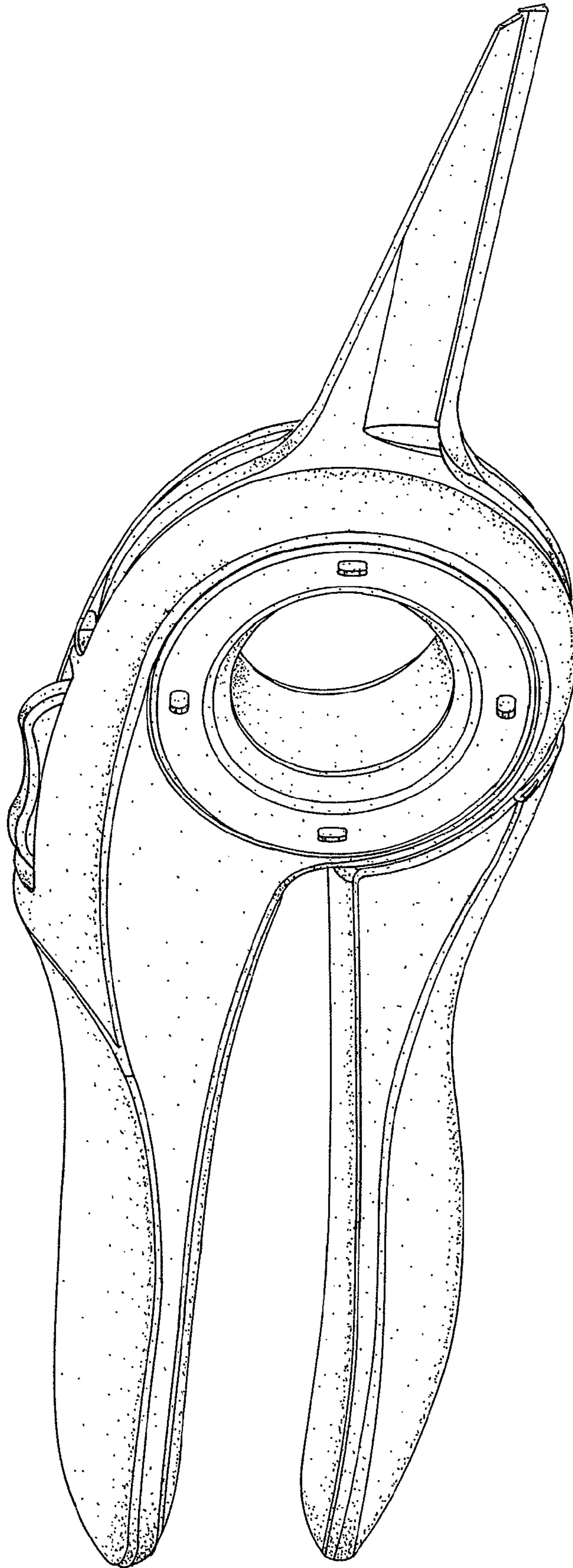


FIG. 1

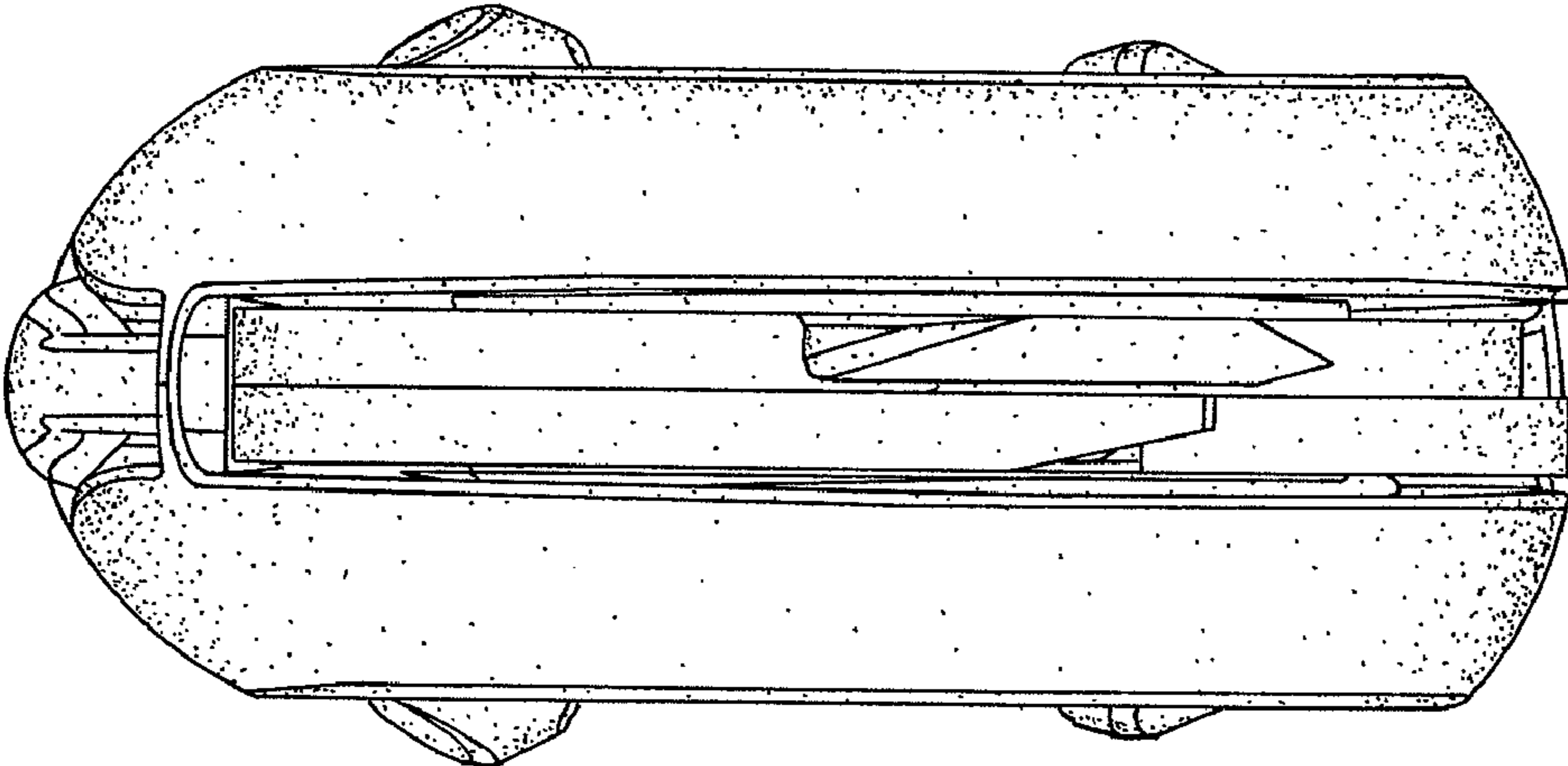


FIG. 2

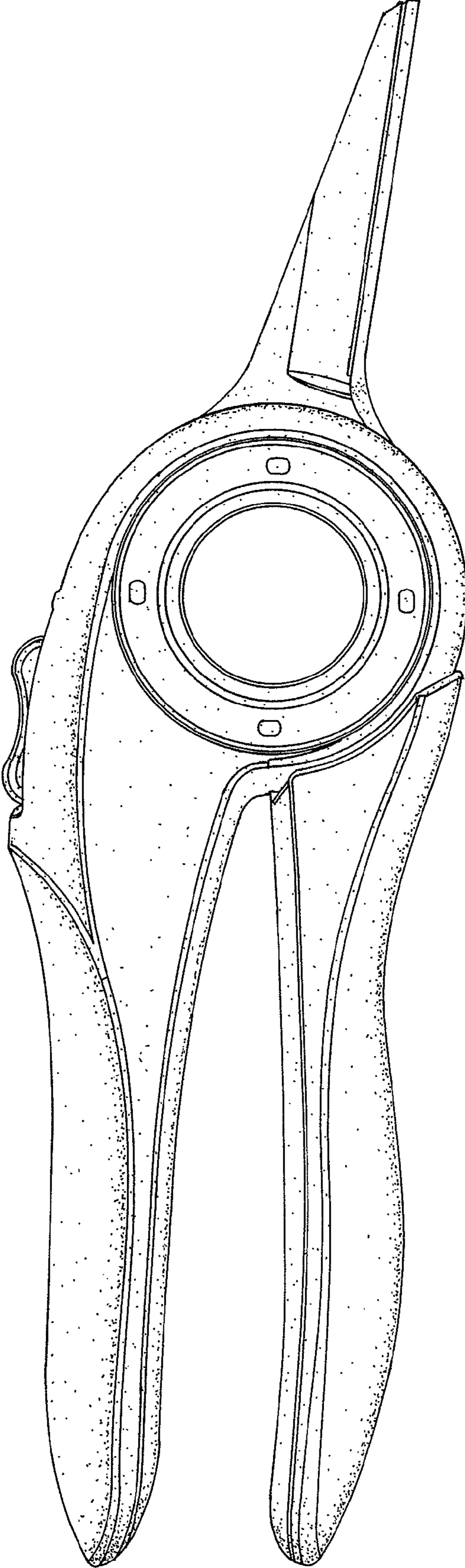


FIG. 3

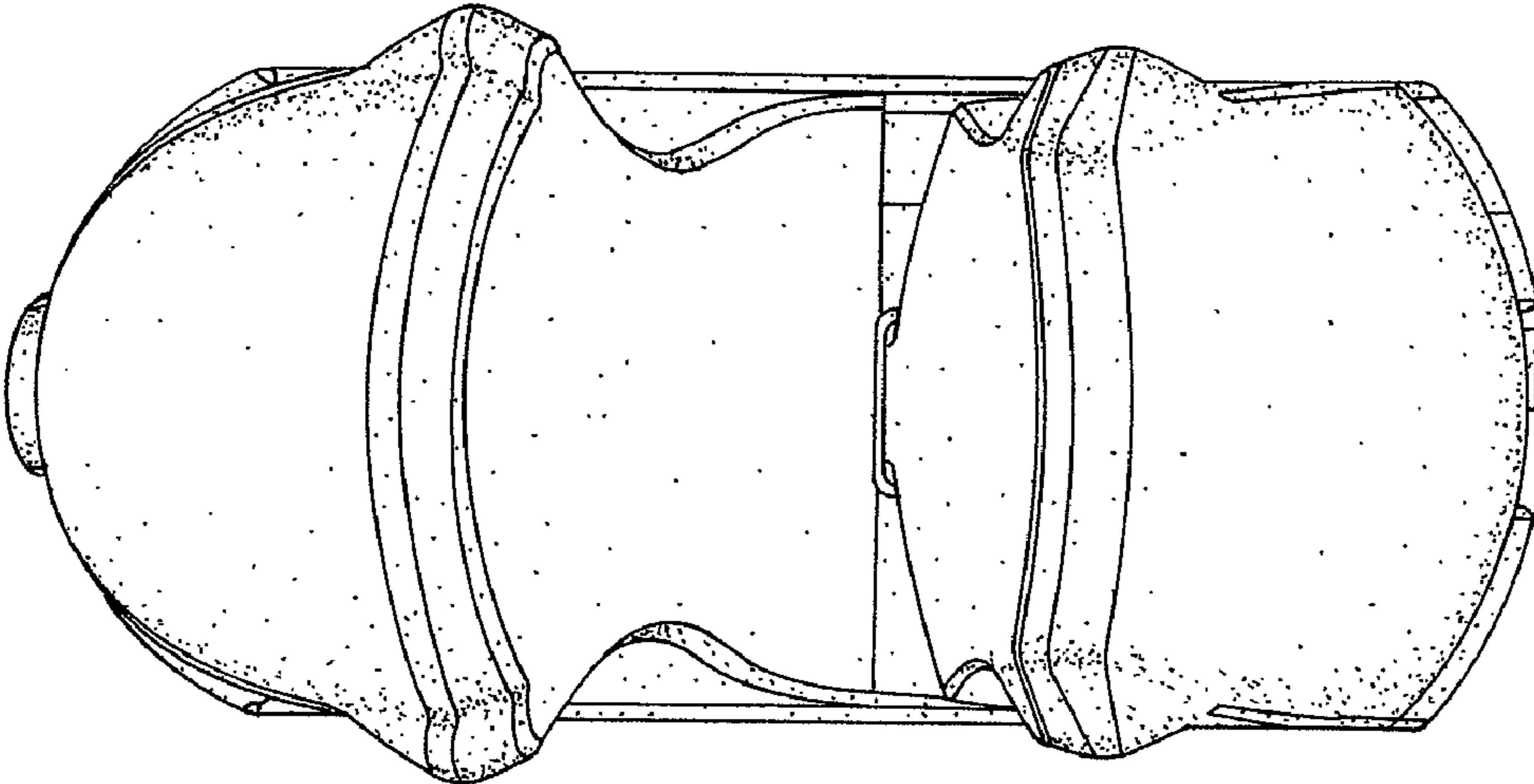


FIG. 4

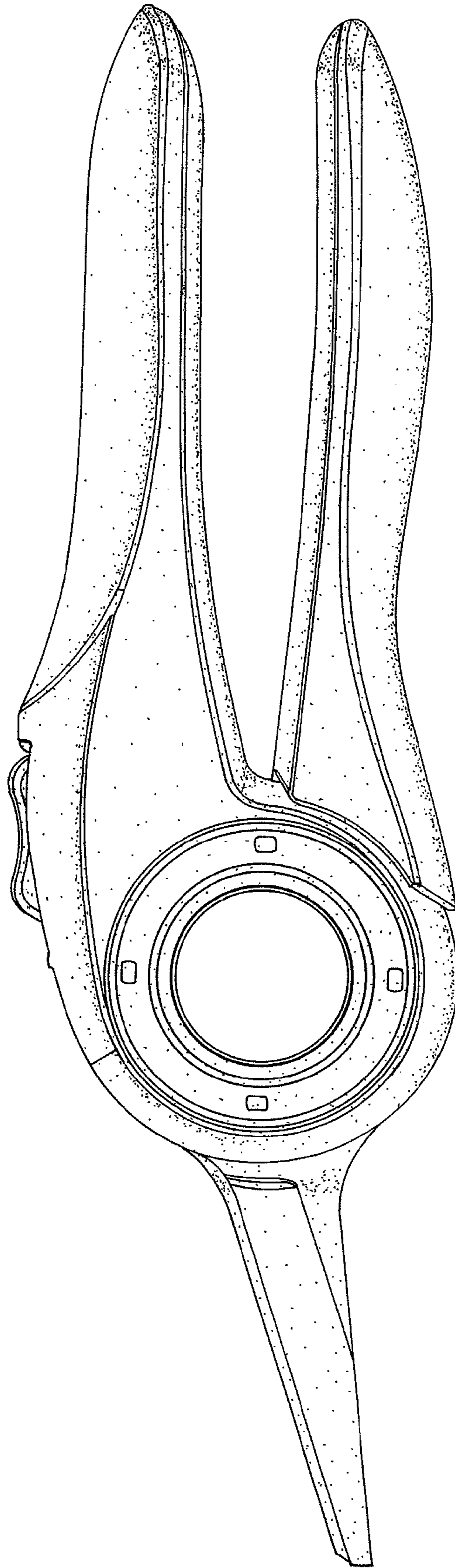


FIG. 5

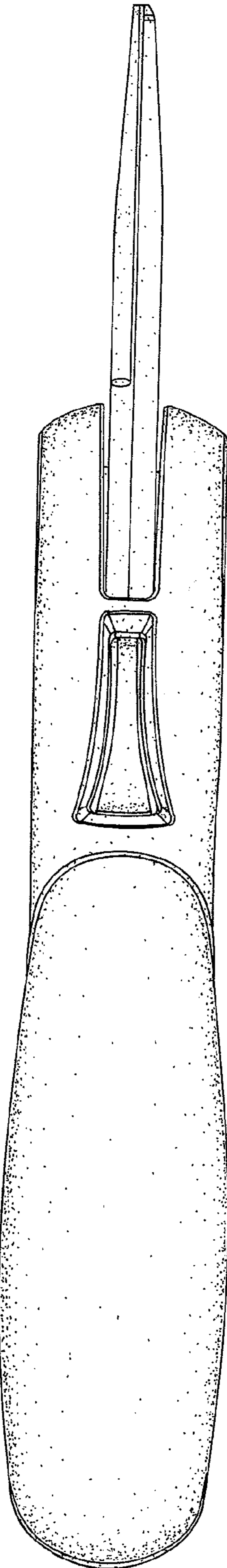


FIG. 6




FIG. 7