

US00D571156S

(12) **United States Design Patent**
Gartz et al.

(10) **Patent No.:** **US D571,156 S**
(45) **Date of Patent:** **** Jun. 17, 2008**

- (54) **INTERLOCKING CONTAINER**
- (75) Inventors: **Mark R. Gartz**, Mt. Prospect, IL (US);
H. Bernard Kirkland, Lindenhurst, IL (US);
Jonathan C. Smith, Gurnee, IL (US)
- (73) Assignee: **Pactiv Corporation**, Lake Forest, IL (US)
- (**) Term: **14 Years**
- (21) Appl. No.: **29/251,975**
- (22) Filed: **Jan. 17, 2006**
- (51) **LOC (8) Cl.** **07-01**
- (52) **U.S. Cl.** **D7/545**
- (58) **Field of Classification Search** D7/501,
D7/550.1, 552.2, 553.1, 553.2, 553.5, 553.6,
D7/545, 553.7, 554.1, 554.4, 555, 557, 546,
D7/548, 584, 586, 565, 587; 220/574, 575,
220/516; 206/557, 564; 294/172; D9/428
See application file for complete search history.

- D272,595 S 2/1984 Chase et al.
- D280,296 S 8/1985 Holden
- D280,297 S 8/1985 Holden
- 4,533,585 A 8/1985 Holden
- D280,489 S 9/1985 Holden
- D287,104 S 12/1986 Holden
- D288,295 S 2/1987 Holden
- 4,765,500 A 8/1988 Ingram
- 4,813,570 A 3/1989 Pontoppidan
- D309,431 S 7/1990 Sheehan
- D315,100 S 3/1991 Sheehan
- 5,036,980 A 8/1991 Vigue et al.
- 5,060,851 A 10/1991 Lorenz
- D323,114 S 1/1992 Sheehan
- 5,220,999 A 6/1993 Goulette
- 5,332,114 A 7/1994 Sano et al.
- 5,356,023 A 10/1994 Krupa
- D353,327 S 12/1994 Castner et al.
- 5,377,860 A 1/1995 Littlejohn et al.
- 5,390,807 A 2/1995 Galaburda
- 5,595,769 A 1/1997 Castner et al.
- 5,605,231 A 2/1997 Borsboom et al.
- D379,431 S 5/1997 Magla
- D386,081 S 11/1997 Hayes et al.

(Continued)

(56) **References Cited**

U.S. PATENT DOCUMENTS

- D197,574 S * 2/1964 Gulotta D7/545
- 3,442,433 A 5/1969 Lombardi et al.
- D216,146 S * 11/1969 Bateman et al. D7/545
- 3,565,146 A 2/1971 Arnolds
- 3,620,403 A 11/1971 Rump et al.
- 3,902,540 A 9/1975 Commisso
- 3,933,295 A 1/1976 Congleton
- 4,150,777 A 4/1979 Cyr et al.
- D251,895 S 5/1979 Belmuth et al.
- 4,201,301 A 5/1980 Aggio
- D259,543 S 6/1981 Commisso et al.
- 4,273,249 A 6/1981 Florian
- 4,294,371 A 10/1981 Davis
- D262,944 S 2/1982 Commisso
- D263,023 S 2/1982 Commisso
- 4,349,146 A 9/1982 Holden
- 4,360,118 A 11/1982 Stern
- D269,854 S 7/1983 Commisso

Primary Examiner—Charles A Rademaker
(74) *Attorney, Agent, or Firm*—Nixon Peabody LLP

(57) **CLAIM**

The ornamental design for an interlocking container, as shown and described.

DESCRIPTION

FIG. 1 is a perspective view of an interlocking container showing our new design;

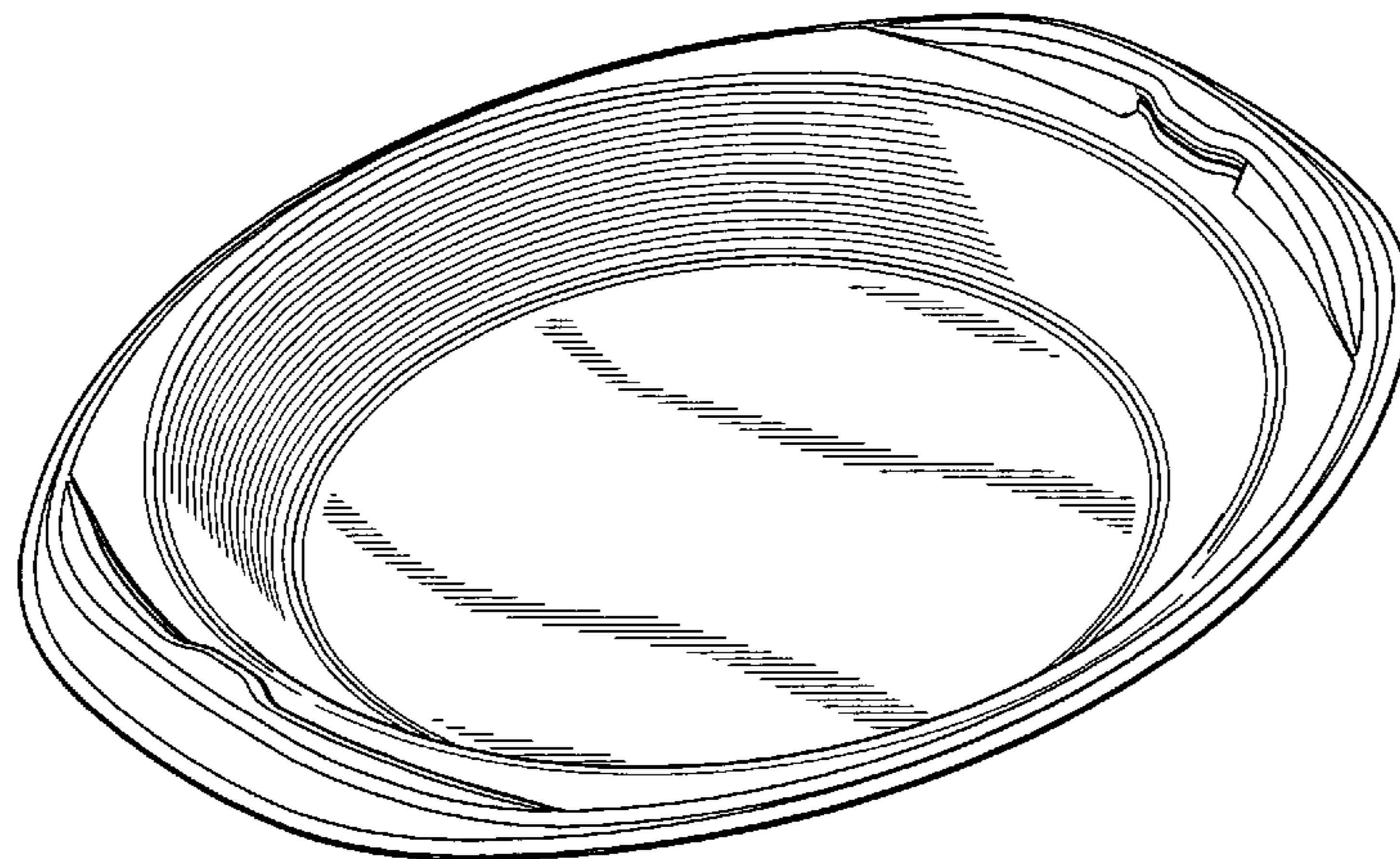
FIG. 2 is a top plan view thereof;

FIG. 3 is a bottom plan view thereof;

FIG. 4 is a side elevation view thereof, the side opposite being identical; and,

FIG. 5 is an end elevation view thereof, the end opposite being identical.

1 Claim, 2 Drawing Sheets



US D571,156 S

Page 2

U.S. PATENT DOCUMENTS

| | | | | | |
|-------------|---------|-----------------|-----------------|---------|-------------------------------|
| D387,986 S | 12/1997 | Hayes et al. | 5,984,130 A | 11/1999 | Hayes et al. |
| 5,693,388 A | 12/1997 | Castner et al. | 6,021,903 A | 2/2000 | Hanson |
| D388,699 S | 1/1998 | Hayes et al. | D432,914 S | 10/2000 | Hayes et al. |
| D388,703 S | 1/1998 | Hayes et al. | D433,334 S | 11/2000 | Hayes et al. |
| D389,057 S | 1/1998 | Hayes et al. | D433,878 S * | 11/2000 | Joergensen D7/552.1 |
| D392,884 S | 3/1998 | Hayes | 6,257,401 B1 | 7/2001 | Mangla et al. |
| 5,730,313 A | 3/1998 | Hayes et al. | D466,762 S * | 12/2002 | Cote et al. D7/545 |
| 5,772,070 A | 6/1998 | Hayes et al. | 6,491,185 B1 | 12/2002 | Azzarello et al. |
| 5,857,583 A | 1/1999 | Chantaca et al. | D475,579 S * | 6/2003 | Joergensen D7/545 |
| 5,860,530 A | 1/1999 | Simmons et al. | D484,001 S * | 12/2003 | Levien D7/554.2 |
| D409,909 S | 5/1999 | Hayes et al. | D499,936 S * | 12/2004 | Wiedmeyer et al. D7/545 |
| D409,910 S | 5/1999 | Hayes et al. | D508,822 S * | 8/2005 | Smith et al. D7/545 |
| 5,947,321 A | 9/1999 | Vadney | 7,121,422 B2 * | 10/2006 | Gitschlag et al. 220/575 |
| 5,979,687 A | 11/1999 | Hayes et al. | 2002/0175164 A1 | 11/2002 | Dees et al. |

* cited by examiner

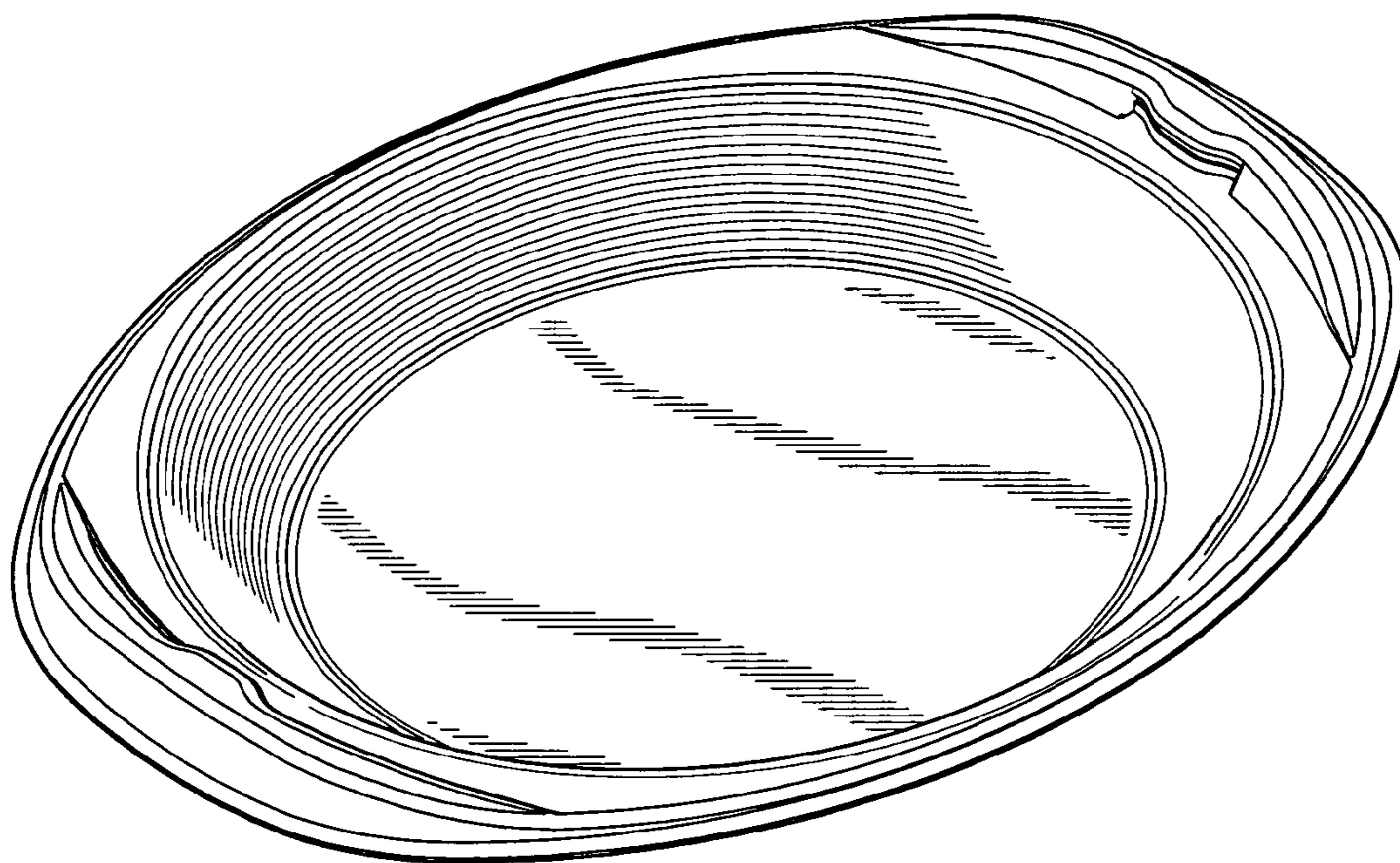


Fig.1




Fig.2

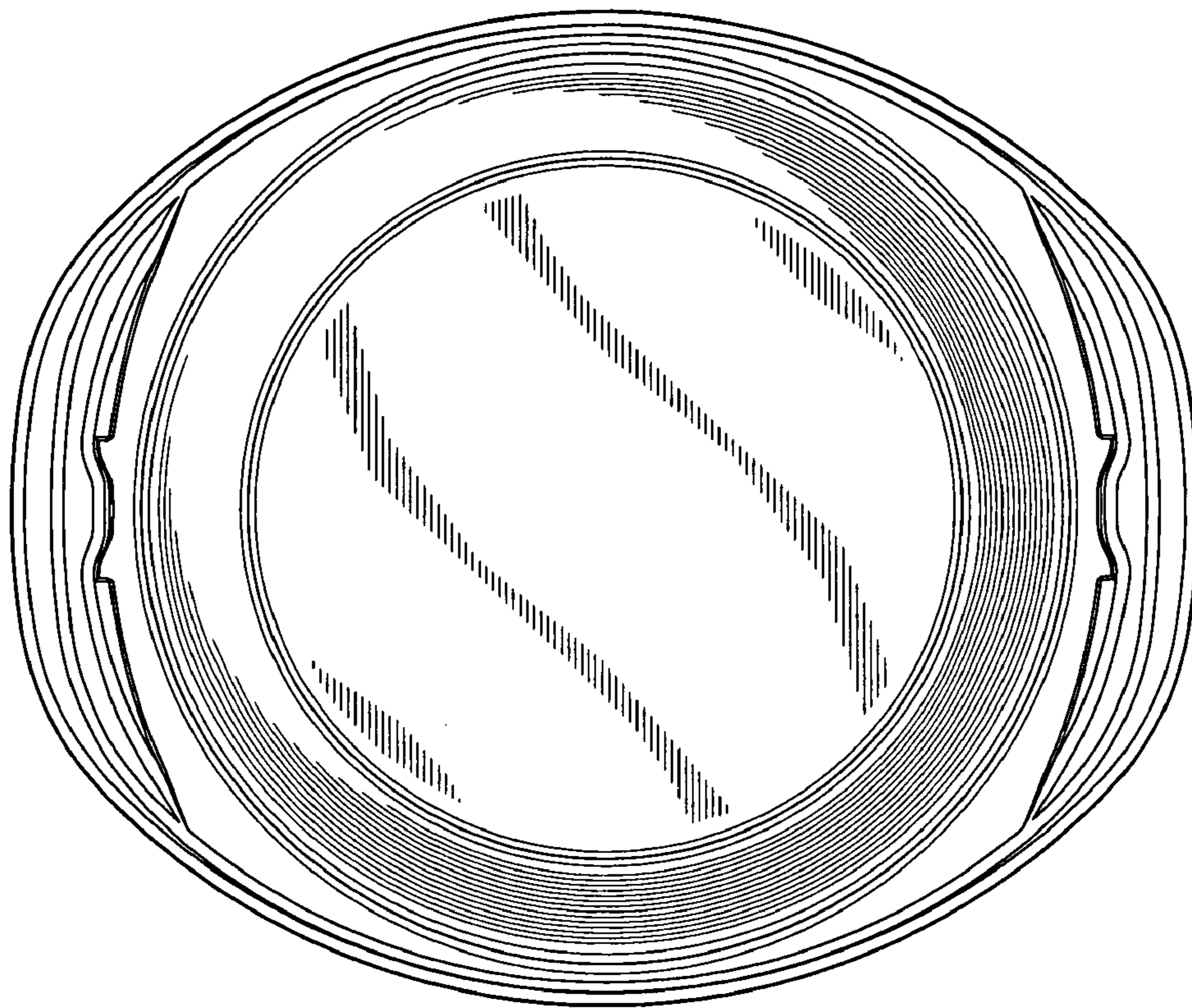


Fig.3




Fig.4




Fig.5