

US00D571150S

(12) **United States Design Patent**
Franco

(10) **Patent No.:** **US D571,150 S**
(45) **Date of Patent:** **** Jun. 17, 2008**

(54) **MUG WITH SPOON HOLDER**

(76) Inventor: **Abraham Franco**, 800 W. 44 Ct.,
Miami Beach, FL (US) 33140

(**) Term: **14 Years**

(21) Appl. No.: **29/285,617**

(22) Filed: **Apr. 3, 2007**

(51) **LOC (8) Cl.** **07-01**

(52) **U.S. Cl.** **D7/507; D7/536**

(58) **Field of Classification Search** D9/516;
D7/629, 507, 505, 533, 536; 220/703, 735,
220/23.3, DIG. 5, 574.1; 215/227; 206/217
See application file for complete search history.

(56) **References Cited**

U.S. PATENT DOCUMENTS

700,653	A	5/1902	Johnson	
1,240,072	A	9/1917	Maiden	
1,276,018	A	8/1918	Blaetus	
1,662,146	A	3/1928	Elliot	
D168,327	S *	12/1952	Alper D7/507
2,745,586	A *	5/1956	Thoma 229/401
2,840,292	A *	6/1958	Stoddard 229/401
3,069,046	A	12/1962	Gram	
D216,407	S	12/1969	Kull et al.	
4,027,779	A *	6/1977	De Long 220/23.83
D309,401	S	7/1990	Lombardi	
D309,545	S *	7/1990	Ancona et al. D7/507
D309,550	S	7/1990	Pozzi	
D337,920	S	8/1993	Rowe	
D360,809	S	8/1995	Longin et al.	
D368,629	S	4/1996	Verbovszky	
5,508,498	A *	4/1996	Rheinish et al. 219/730
5,518,211	A	5/1996	Gaskill et al.	
5,823,483	A *	10/1998	Gaskill 248/37.6

D400,789	S	11/1998	Rupert	
D436,804	S *	1/2001	Wolfe D7/536
D443,475	S *	6/2001	Miura D7/507
D449,961	S *	11/2001	Miura D7/507
D455,048	S *	4/2002	Marck D7/536
D455,933	S *	4/2002	Marck D7/536
D497,079	S *	10/2004	Paggio D7/507
D499,609	S *	12/2004	Bodum D7/536
D522,312	S *	6/2006	Bodum D7/536
D530,852	S *	10/2006	Zheng D27/148
D549,523	S *	8/2007	Montes D7/536
D552,931	S *	10/2007	Bodum D7/536
D557,563	S *	12/2007	Bodum D7/536
D557,564	S *	12/2007	Bodum D7/536
D557,985	S *	12/2007	Arcangeli D7/536

* cited by examiner

Primary Examiner—Marianne Pandozzi

Assistant Examiner—J. Scott

(74) *Attorney, Agent, or Firm*—Malloy & Malloy, P.A.


(57) **CLAIM**

The ornamental design for a mug with spoon holder, as shown and described.

DESCRIPTION

FIG. 1 is a top perspective view illustrating my design for a mug with spoon holder;
FIG. 2 is a front view thereof;
FIG. 3 is a left side view thereof;
FIG. 4 is a top view thereof;
FIG. 5 is a right side view thereof;
FIG. 6 is a bottom view thereof; and,
FIG. 7 is a rear view thereof.

1 Claim, 4 Drawing Sheets






FIG. 1




FIG. 2

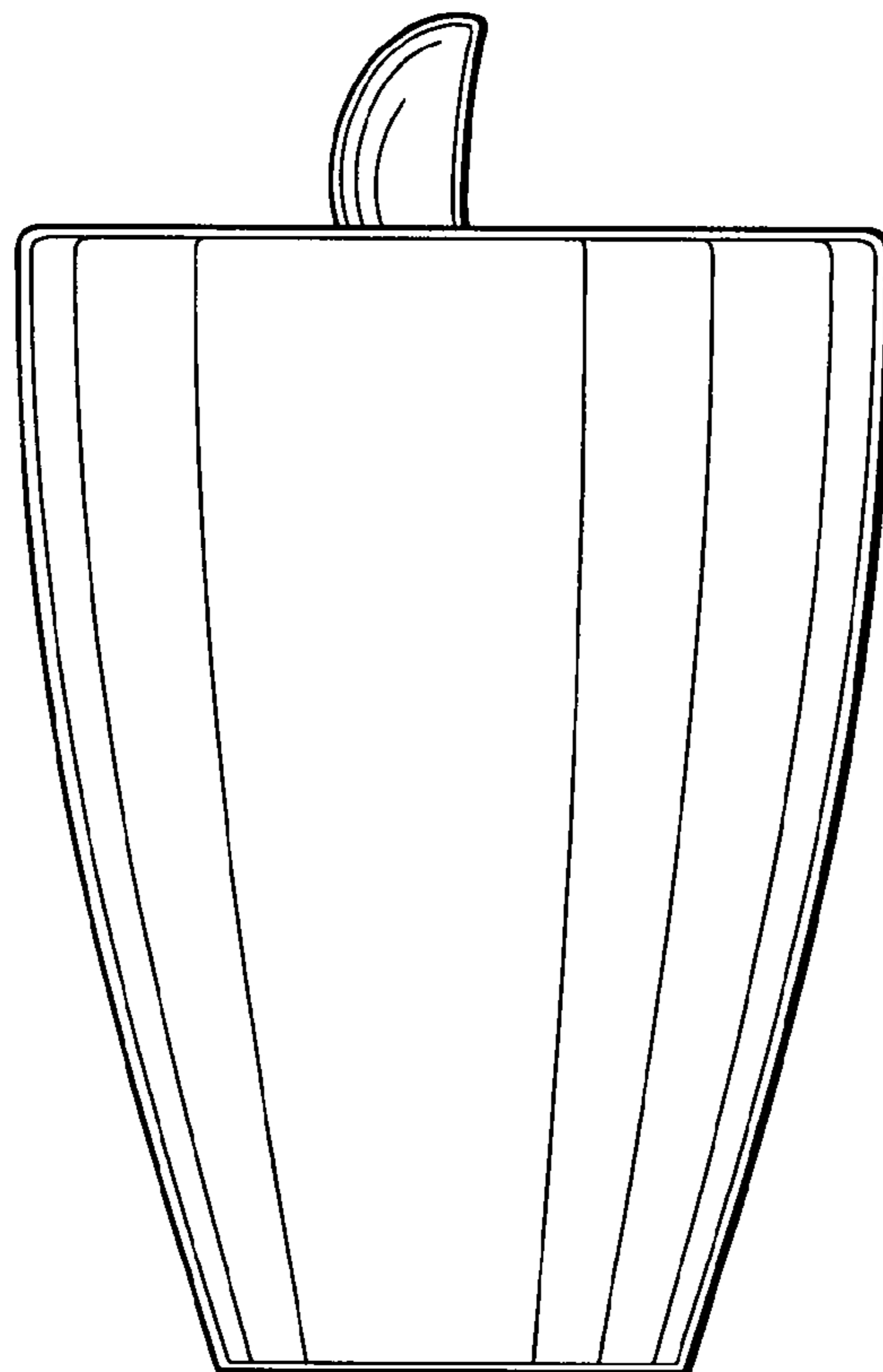


FIG. 3

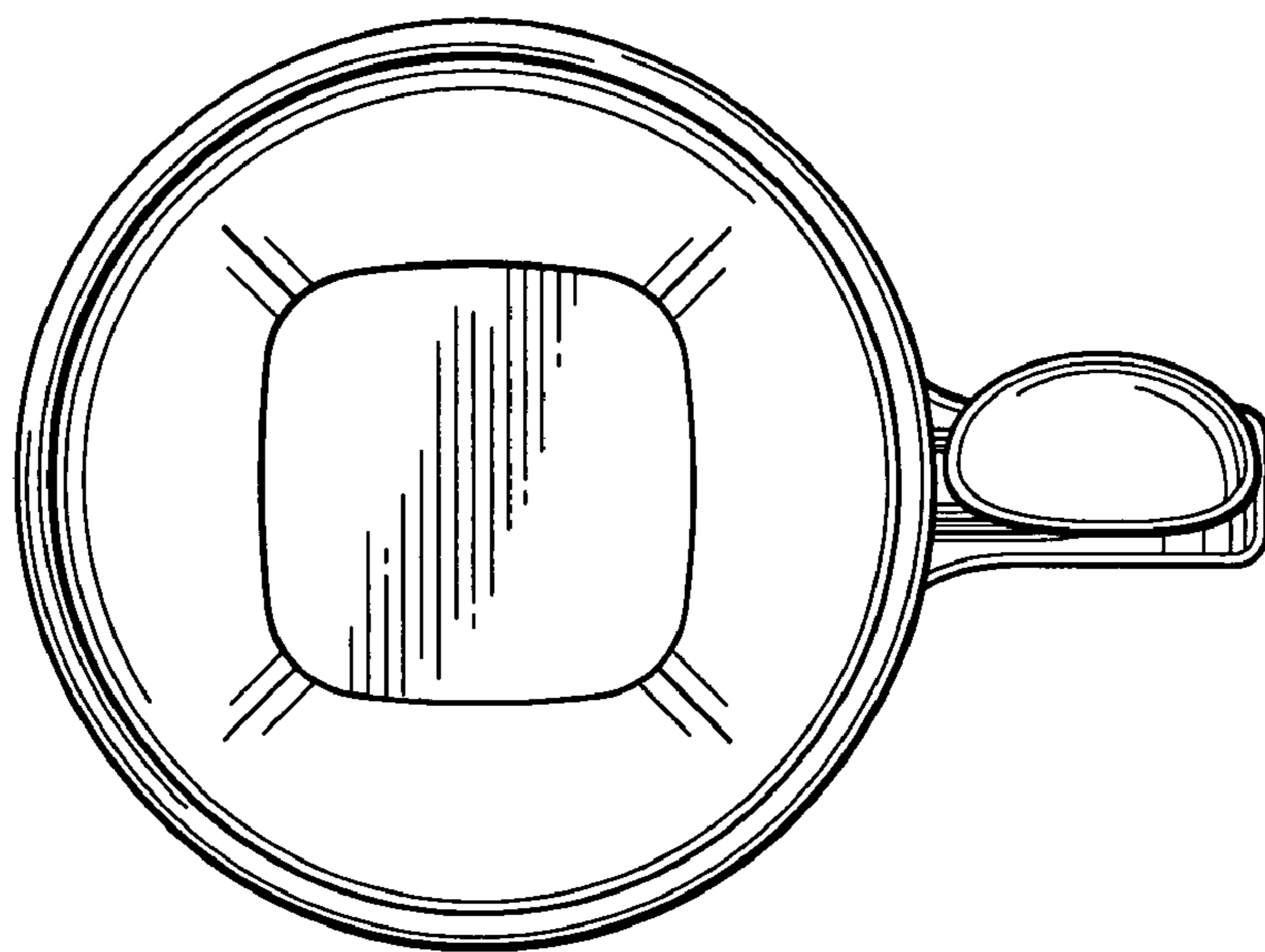


FIG. 4

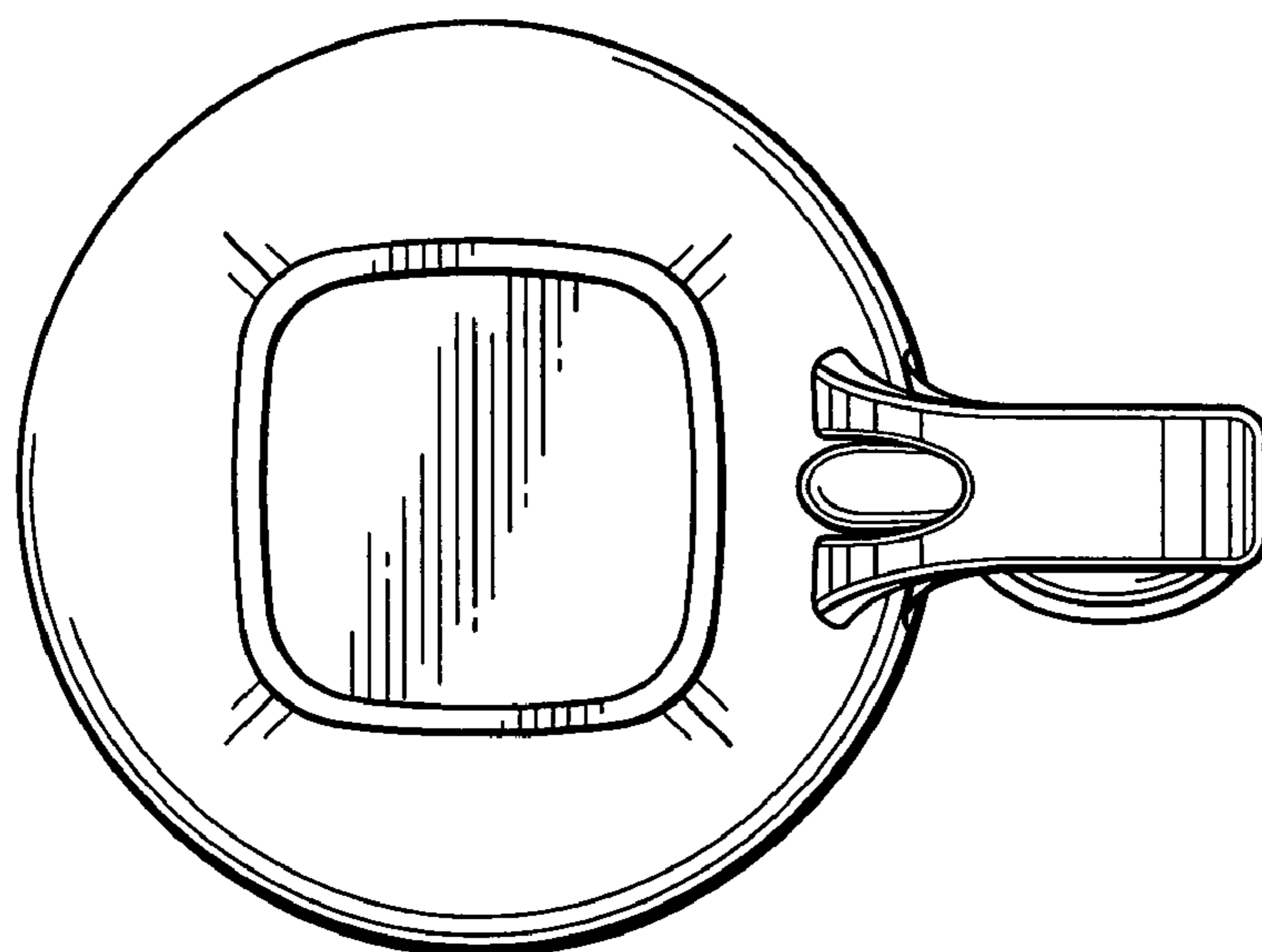


FIG. 6

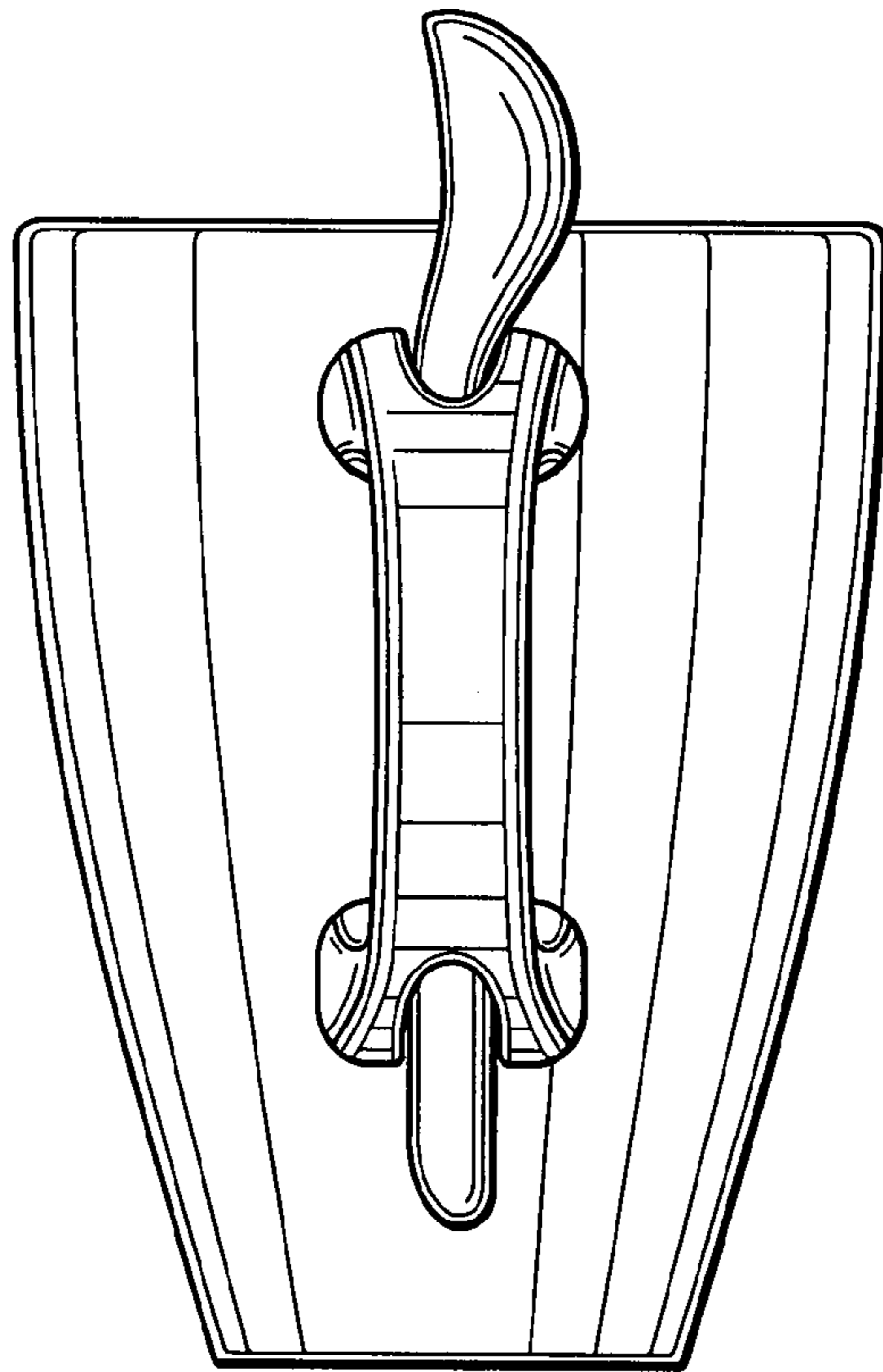


FIG. 5




FIG. 7