



US00D571141S

(12) **United States Design Patent**
Roosmalen et al.

(10) **Patent No.:** **US D571,141 S**
(45) **Date of Patent:** **** Jun. 17, 2008**

(54) **UPRIGHT BEVERAGE CONDITIONING AND DISPENSING APPARATUS**

(75) Inventors: **Kerry D. Roosmalen**, Madison, MS (US); **Christian J. Kulujian**, Chicago, IL (US); **Shawn O. Barrett**, Libertyville, IL (US); **George W. Knoll**, Belvidere, IL (US)

(73) Assignee: **Natural Choice Corporation**, Rockford, IL (US)

(**) Term: **14 Years**

(21) Appl. No.: **29/271,925**

(22) Filed: **Jan. 29, 2007**

(51) **LOC (8) Cl.** **07-01**

(52) **U.S. Cl.** **D7/307; D7/308; D7/311; D7/313**

(58) **Field of Classification Search** D7/300, D7/306-308, 311, 312, 313; D20/5; 222/105, 222/146.6, 129, 146.1; 62/338, 394
See application file for complete search history.

(56) **References Cited**

U.S. PATENT DOCUMENTS

- 3,060,703 A * 10/1962 Benua et al. 62/394
- D290,330 S * 6/1987 Lagace D7/306
- D317,544 S * 6/1991 Bermingham D7/307

- D359,649 S * 6/1995 Salkeld et al. D7/307
- D367,797 S * 3/1996 Hauser et al. D7/307
- D399,088 S * 10/1998 Chaney D7/307
- D498,969 S * 11/2004 Nicol D7/306
- D554,930 S * 11/2007 Lavy D7/307

* cited by examiner

Primary Examiner—Marianne Pandozzi

(74) *Attorney, Agent, or Firm*—John R. Hoffman

(57) **CLAIM**


The ornamental design of an upright beverage conditioning and dispensing apparatus, as shown and described.

DESCRIPTION

FIG. 1 is a front perspective view of our Design;
 FIG. 2 is a front elevational view of our Design;
 FIG. 3 is a side elevational view of our Design, looking at the left-hand side of FIGS. 1 and 2;
 FIG. 4 is a side elevational view of our Design, looking at the right-hand side of FIGS. 1 and 2; and,
 FIG. 5 is an enlarged top plan view thereof.

The bottom and rear of the claimed design are not shown because they are not part of our claimed design and simply are generally planar and totally hidden from view when the apparatus is supported on a floor against a wall as is intended.

1 Claim, 5 Drawing Sheets






FIG. 1




FIG. 2

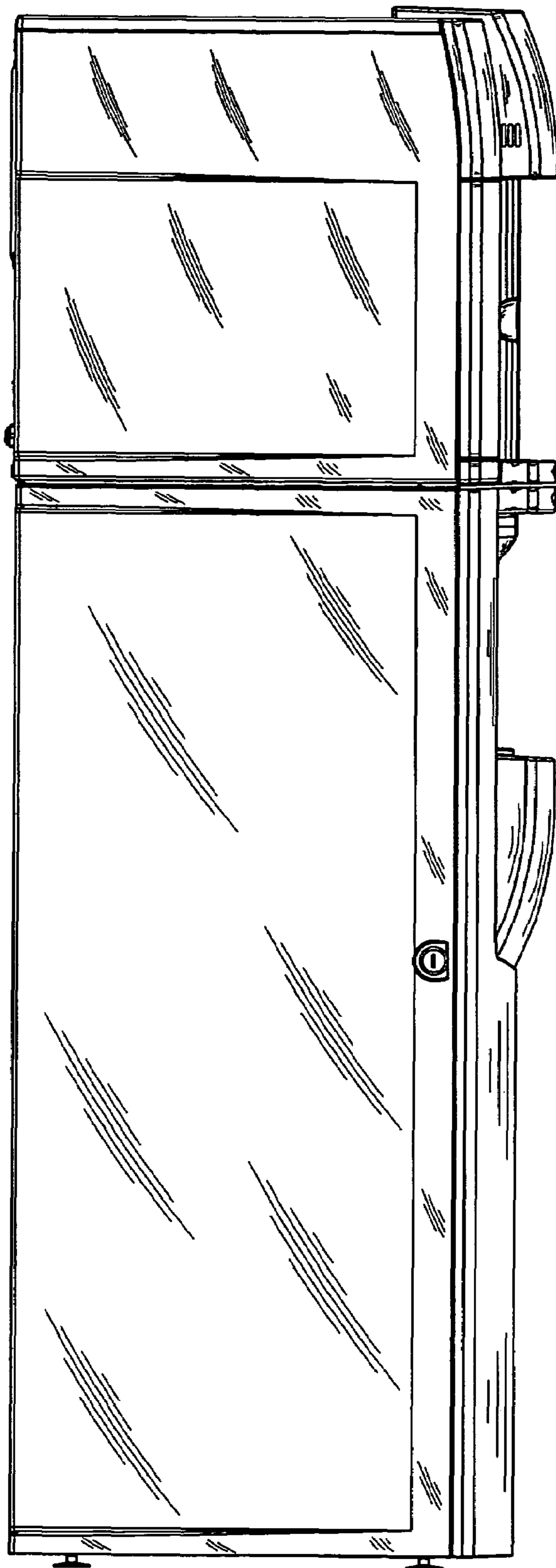


FIG. 3

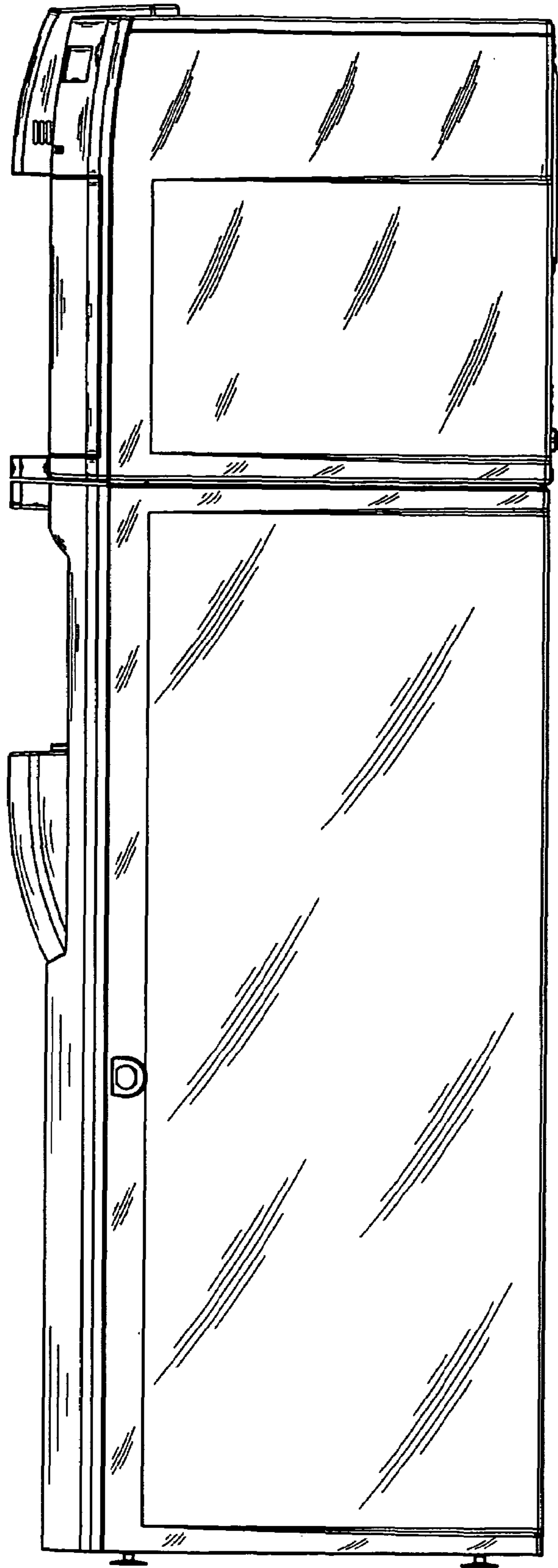


FIG. 4




FIG. 5