



US00D571128S

(12) **United States Design Patent**
Thompson

(10) **Patent No.:** **US D571,128 S**
(45) **Date of Patent:** **** Jun. 17, 2008**

(54) **FURNITURE COMPONENT**

(75) Inventor: **David W. Thompson**, New Albany, OH
(US)

(73) Assignee: **American Signature, Inc.**, Columbus,
OH (US)

(**) Term: **14 Years**

(21) Appl. No.: **29/296,527**

(22) Filed: **Oct. 23, 2007**

Related U.S. Application Data

(62) Division of application No. 29/258,322, filed on Apr.
20, 2006.

(51) **LOC (8) Cl.** **06-06**

(52) **U.S. Cl.** **D6/495**

(58) **Field of Classification Search** D6/480-489,
D6/495, 498, 491, 349, 432; 248/188, 188.1,
248/188.7, 188.8, 188.9; 108/153.1, 155,
108/156, 157.1, 161

See application file for complete search history.

(56) **References Cited**

U.S. PATENT DOCUMENTS

D66,293 S * 12/1924 Kehoe D6/480

D245,302 S * 8/1977 Pratt D6/480
D449,187 S * 10/2001 Maitland-Smith D6/480
D455,298 S * 4/2002 McDaniel et al. D6/480
D455,912 S * 4/2002 McDaniel et al. D6/432
D558,487 S * 1/2008 Everson et al. D6/480

* cited by examiner

Primary Examiner—Janice E Seeger

(74) *Attorney, Agent, or Firm*—Wood, Herron & Evans,
L.L.P.

(57) **CLAIM**

The ornamental design for a furniture component, as shown
and described.

DESCRIPTION

FIG. 1 is a front elevational view of a furniture component
incorporating my new design.

FIG. 2 is a right-side elevational view thereof; and,

FIG. 3 is a top plan view thereof.

The rear and left-side elevational views are identical to
FIGS. 1 and 2, respectively.

The bottom plan view is identical to FIG. 3.

1 Claim, 2 Drawing Sheets

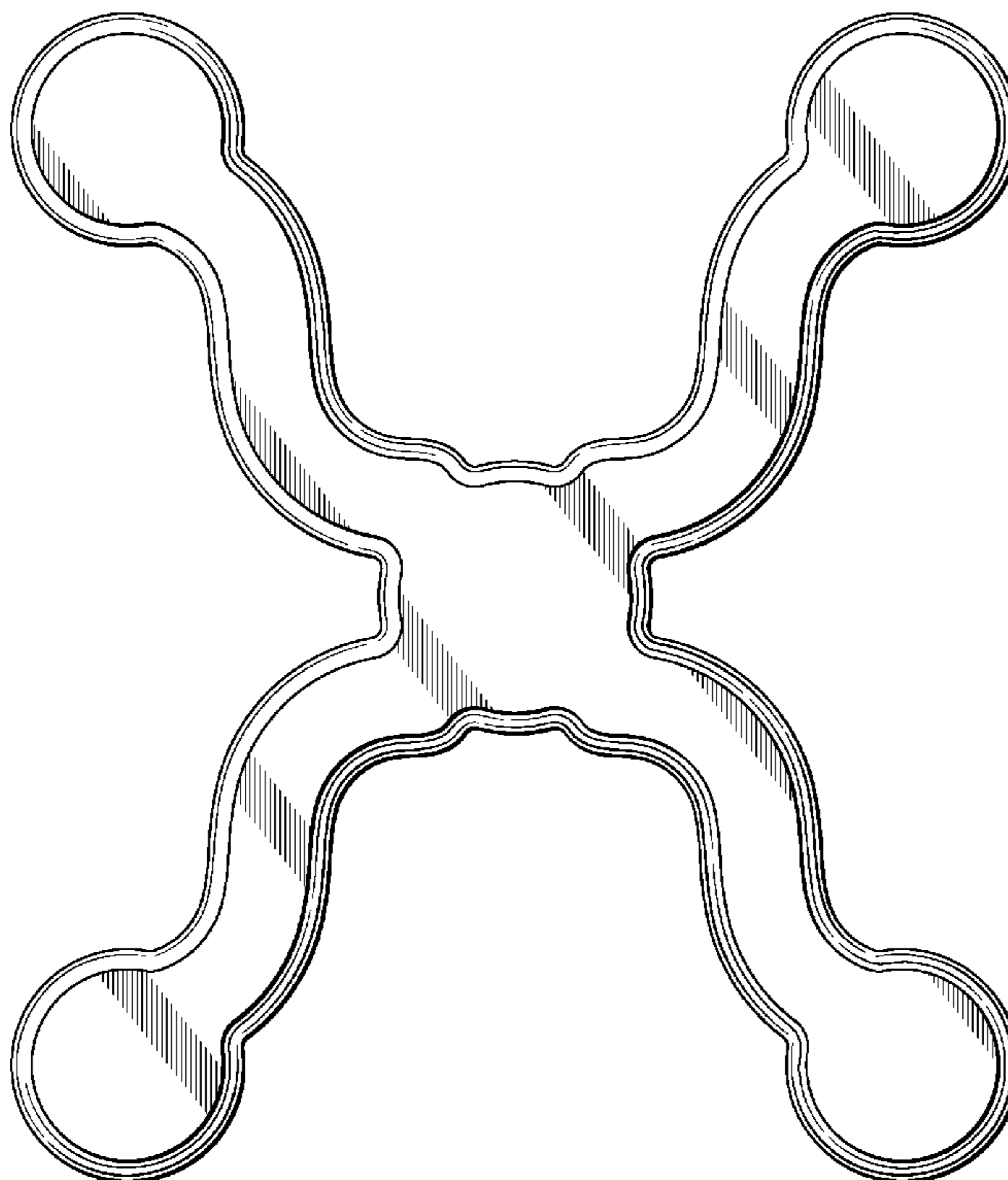




FIG. 1

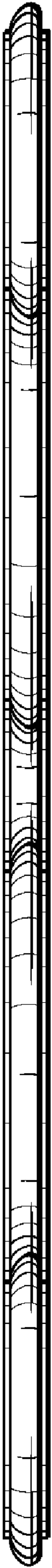


FIG. 2

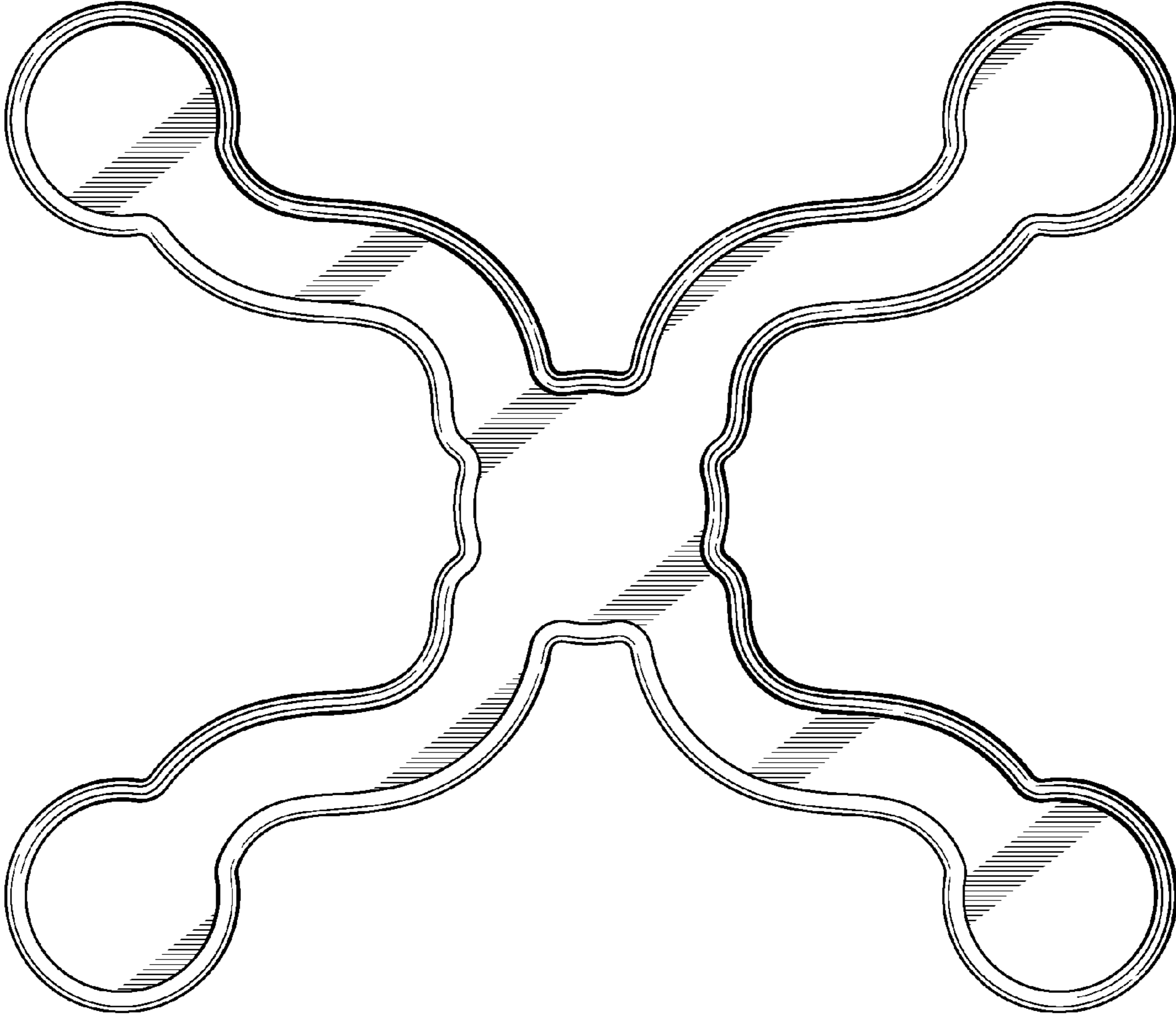


FIG. 3