



US00D571108S

(12) **United States Design Patent**  
**Slabaugh**

(10) **Patent No.:** **US D571,108 S**

(45) **Date of Patent:** **\*\* Jun. 17, 2008**

(54) **PAW SHAPED PICTURE FRAME**

D493,036 S \* 7/2004 O'Neal ..... D6/300  
D494,500 S \* 8/2004 Brown et al. .... D11/133  
D507,119 S \* 7/2005 Reeves, Jr. .... D6/304

(76) Inventor: **David C. Slabaugh**, 217 S. 155th Ave.,  
Omaha, NE (US) 68154

(\*\*) Term: **14 Years**

(21) Appl. No.: **29/292,847**

(22) Filed: **Oct. 30, 2007**

(51) **LOC (8) Cl.** ..... **06-04**

(52) **U.S. Cl.** ..... **D6/310**

(58) **Field of Classification Search** ..... D6/300-304,  
D6/308-314; 40/700, 711, 714-716, 720-722,  
40/738, 744, 745, 754, 765, 768; D20/29-32;  
D11/131, 133

See application file for complete search history.

(56) **References Cited**

**U.S. PATENT DOCUMENTS**

D357,588 S \* 4/1995 Fachinger ..... D6/304  
D360,304 S \* 7/1995 Fachinger ..... D6/304  
D421,186 S \* 2/2000 Fairweather ..... D6/304  
D426,074 S \* 6/2000 Fairweather ..... D6/304

\* cited by examiner

*Primary Examiner*—Caron D. Veynar

*Assistant Examiner*—Sydney R Buffalow

(74) *Attorney, Agent, or Firm*—Suiter Swantz pc llo

(57) **CLAIM**

The ornamental design for a paw shaped picture frame, as shown and described.

**DESCRIPTION**

FIG. 1 is a perspective view showing my new design;

FIG. 2 is a top elevational view thereof;


FIG. 3 is front view thereof;

FIG. 4 is a side plan view thereof;

FIG. 5 is a back plan view thereof; and,

FIG. 6 is a back elevational view thereof.

**1 Claim, 3 Drawing Sheets**






FIG. 1

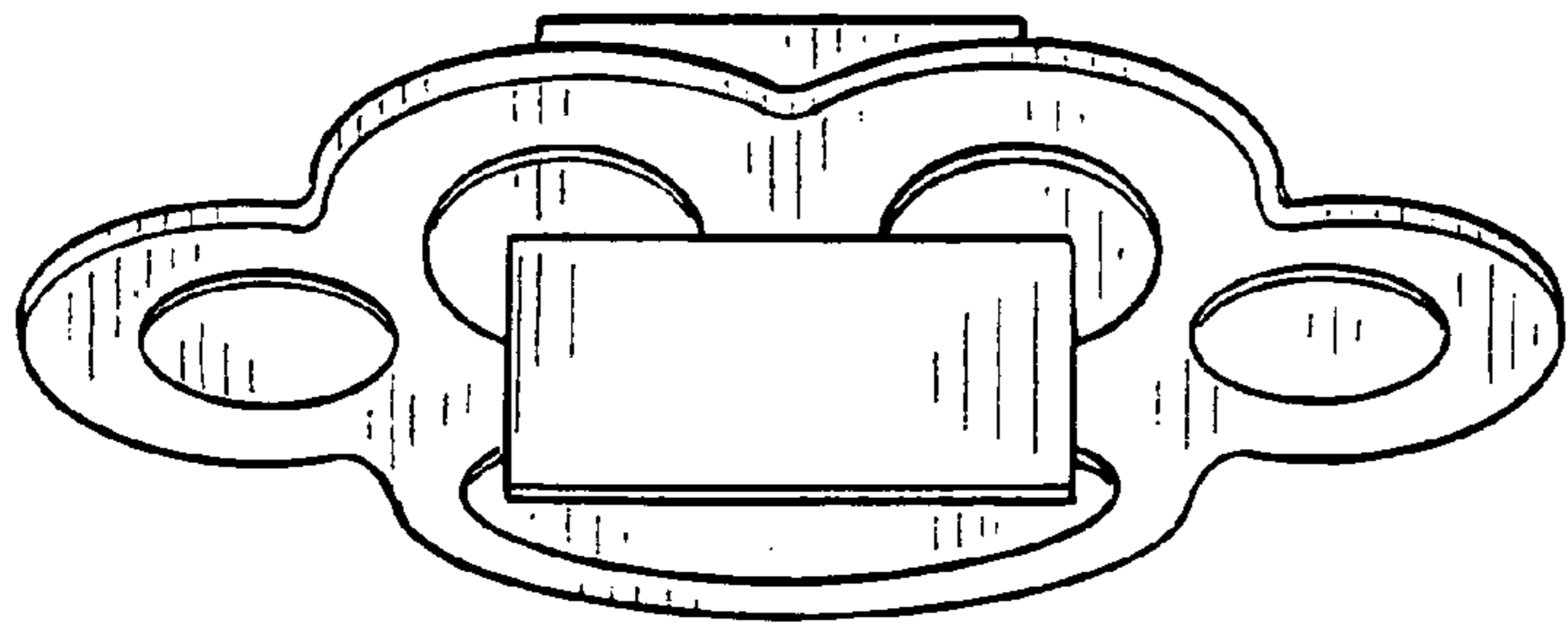


FIG. 2

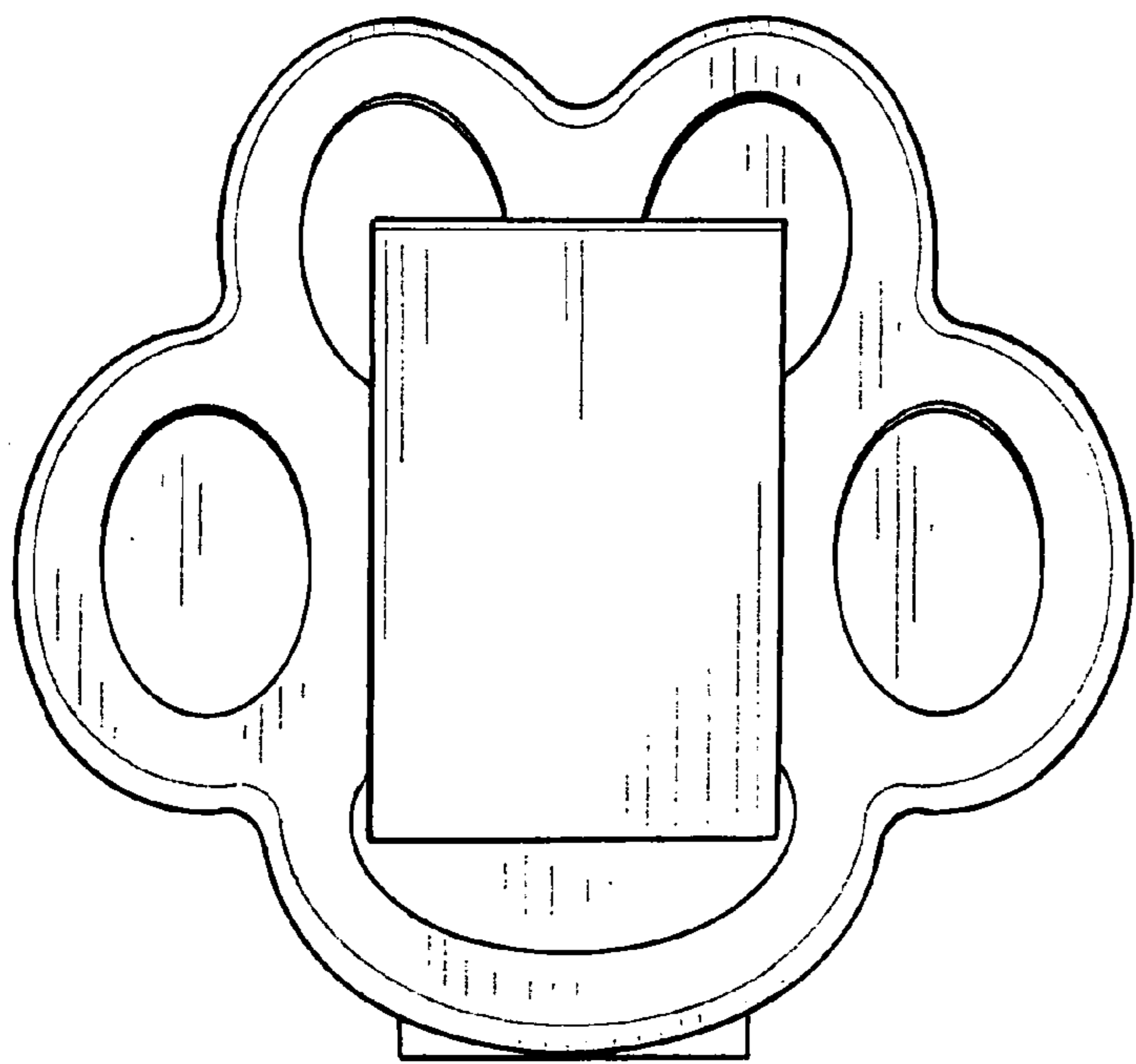


FIG. 3

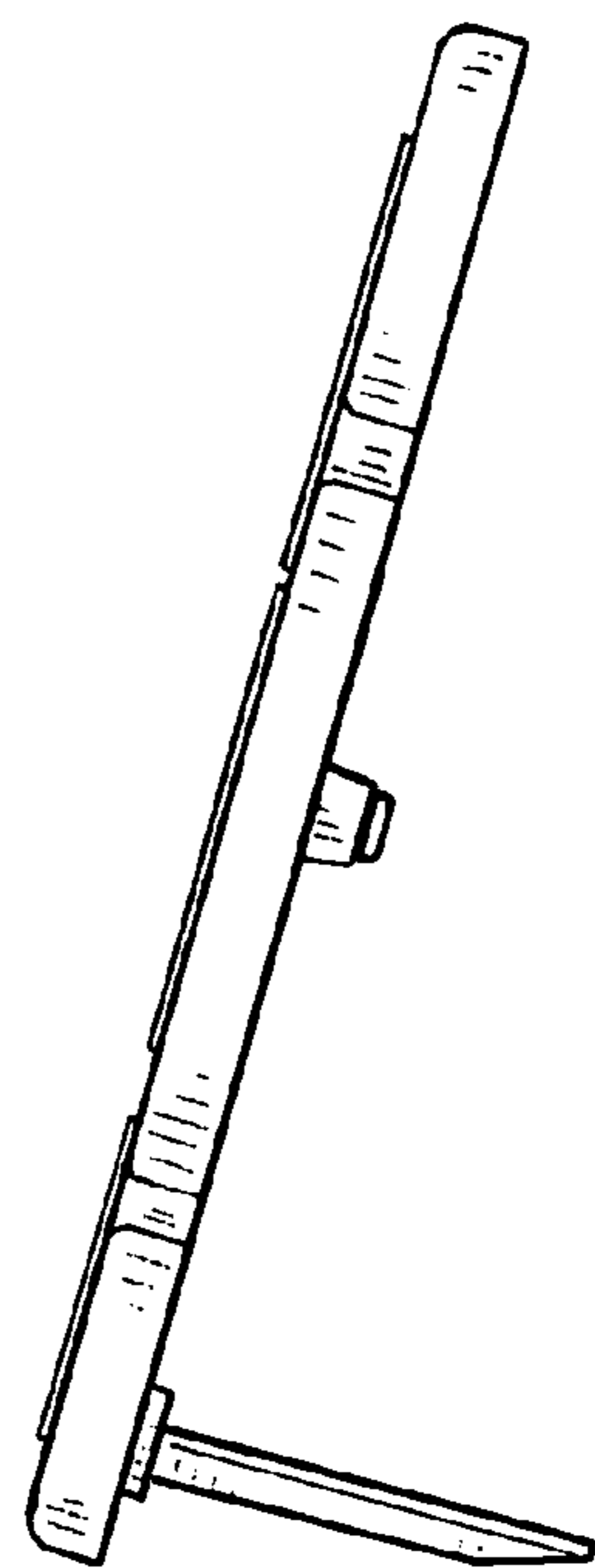


FIG. 4




FIG. 5

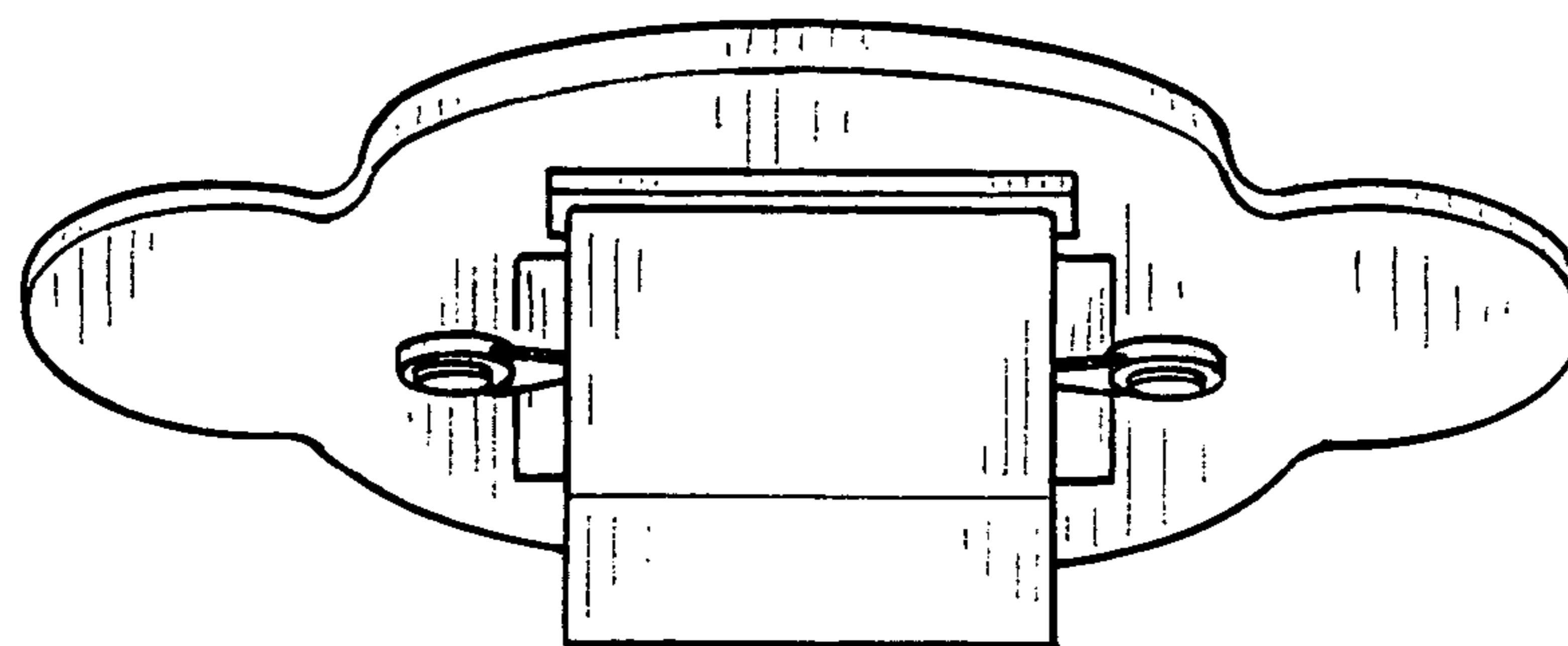


FIG. 6