



US00D571099S

(12) **United States Design Patent**
Swartz et al.

(10) **Patent No.:** **US D571,099 S**
(45) **Date of Patent:** **** Jun. 17, 2008**

(54) **POCKET DEVICE WITH STRAP AND KNOB**

D455,900 S * 4/2002 Tecson D3/228
D495,485 S * 9/2004 Gordon D3/226
D498,047 S * 11/2004 Giaquinto D3/226

(75) Inventors: **John R. Swartz**, Ridgewood, NJ (US);
Aaron Lown, Tuxedo, NY (US)

* cited by examiner

(73) Assignee: **Built NY, Inc.**, New York, NY (US)

Primary Examiner—Catherine R. Oliver

(**) Term: **14 Years**

(74) *Attorney, Agent, or Firm*—Lackenbach Siegel LLP

(21) Appl. No.: **29/249,148**

(57) **CLAIM**

(22) Filed: **Sep. 22, 2006**

The ornamental design for a pocket device with strap and knob, as shown and described.

(51) **LOC (8) Cl.** **03-01**

(52) **U.S. Cl.** **D3/201**

(58) **Field of Classification Search** D3/201,
D3/236, 202, 205, 215, 219, 221, 226, 225,
D3/228, 232, 233, 263–266; 224/240, 245,
224/673–674, 677, 684, 681; 150/100, 110,
150/107; 190/190, 900

DESCRIPTION

See application file for complete search history.

FIG. 1 is a front view of one embodiment of the present invention.

FIG. 2 is a top view of the embodiment shown in FIG. 1.

FIG. 3 is a right side view of the embodiment shown in FIG. 1.

FIG. 4 is a rear view of the embodiment shown in FIG. 1; and,
FIG. 5 is a bottom view of the embodiment shown in FIG. 1.

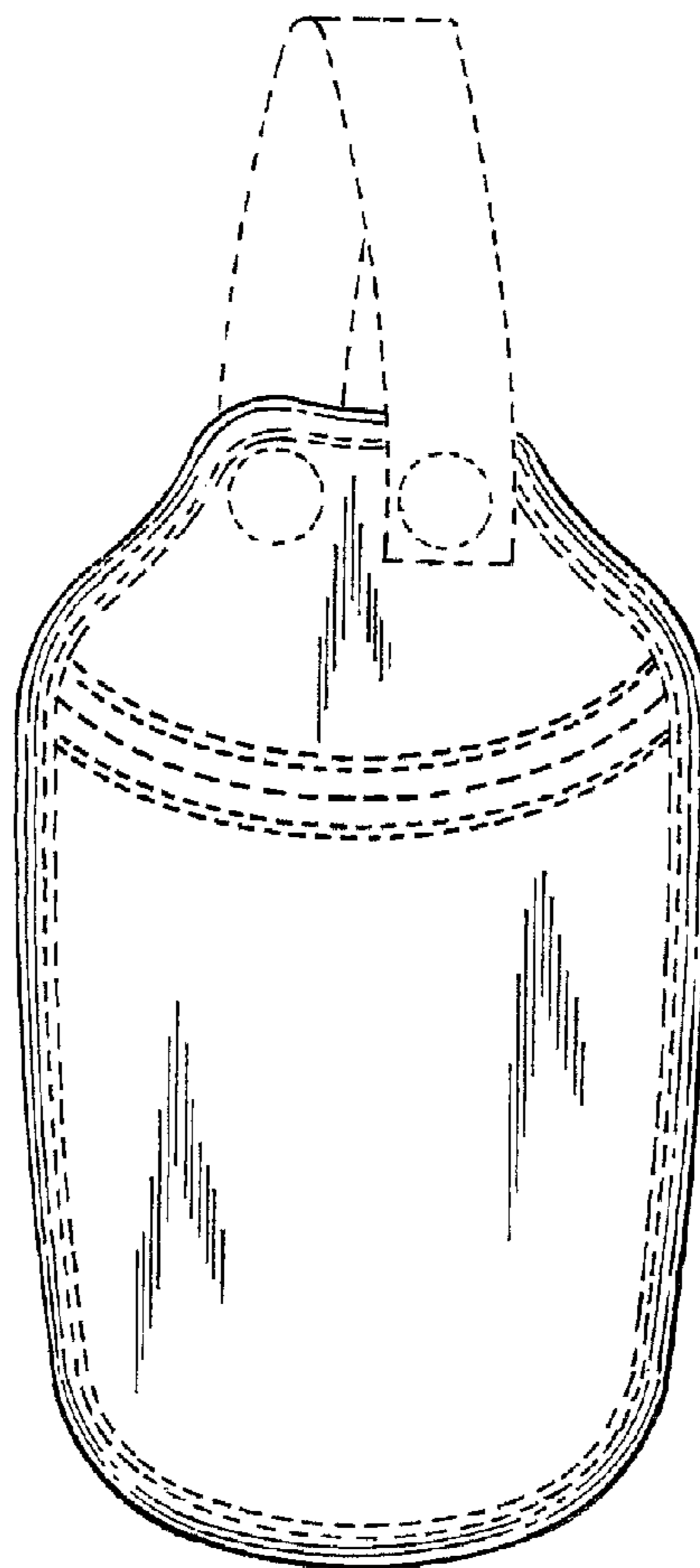
Items shown in phantom are for illustrative purposes only and do not constitute a part of the claimed design.

(56) **References Cited**

U.S. PATENT DOCUMENTS

D424,787 S * 5/2000 Hinton et al. D3/201
D440,041 S * 4/2001 Fermin D3/226

1 Claim, 2 Drawing Sheets



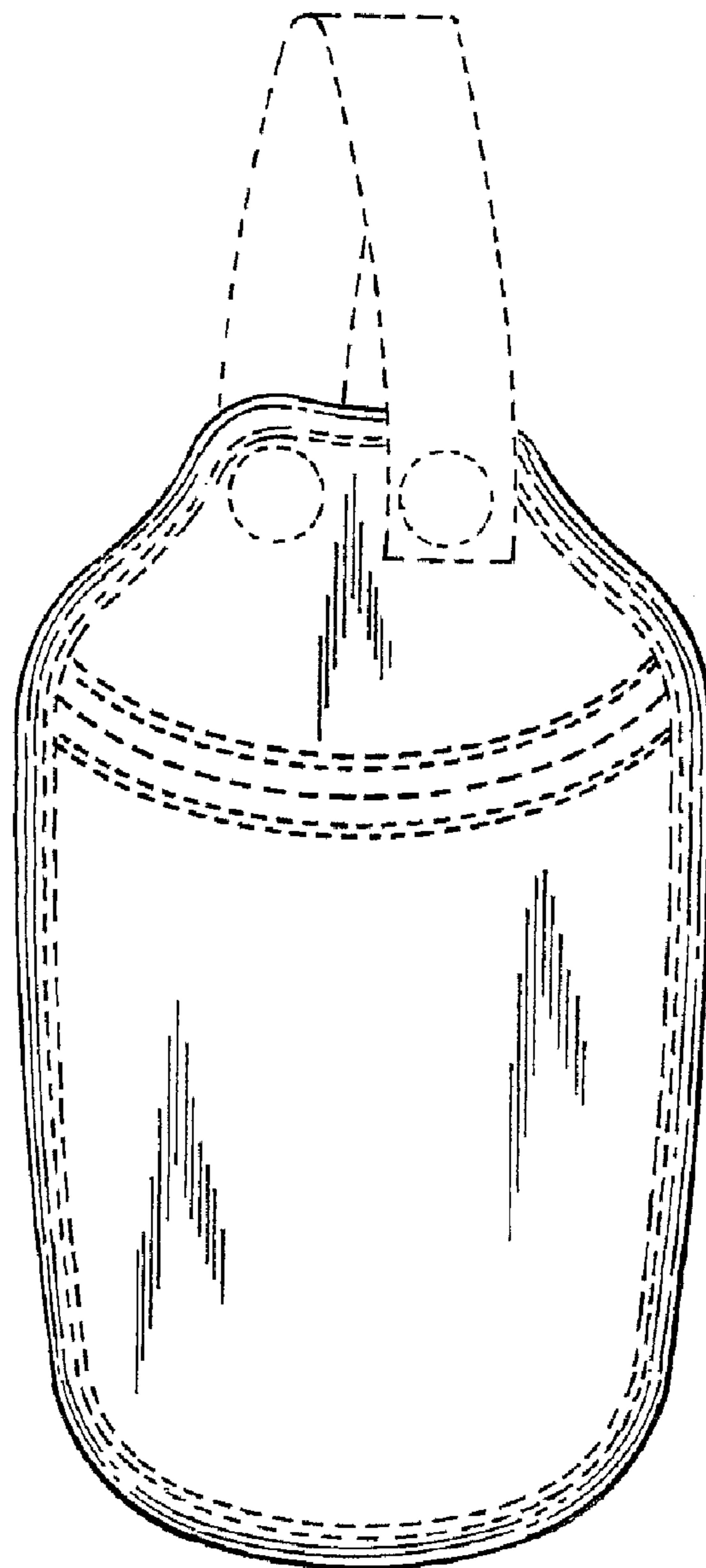


Fig. 1




Fig. 2

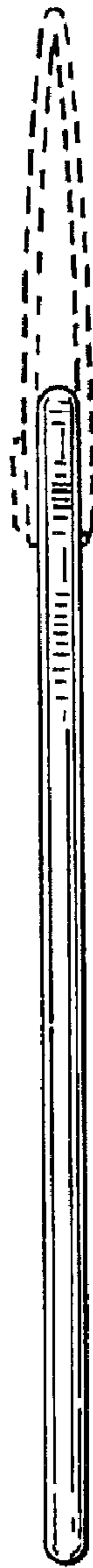


Fig. 3

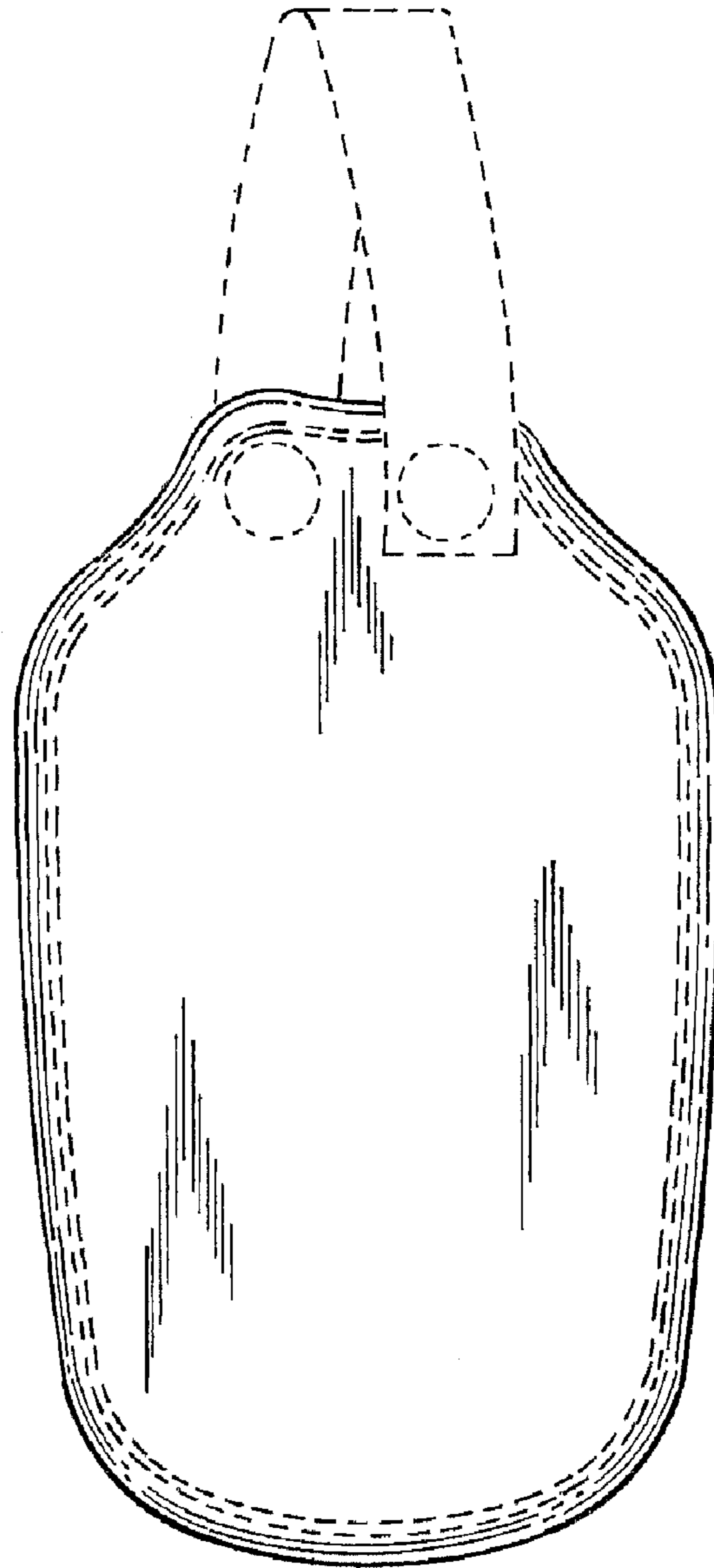


Fig. 4




Fig. 5