



US00D571098S

(12) **United States Design Patent**
Jones

(10) **Patent No.:** **US D571,098 S**
(45) **Date of Patent:** **** Jun. 17, 2008**

(54) **KNITTING NEEDLE**

D298,698 S * 11/1988 Okada D3/28
D526,477 S * 8/2006 Jost D3/28

(76) Inventor: **Jerry Lee Jones**, 98 W. Jeffrey Pl.,
Columbus, OH (US) 43214

* cited by examiner

(**) Term: **14 Years**

Primary Examiner—Louis S Zarfes

Assistant Examiner—Anhdao Doan

(21) Appl. No.: **29/279,422**

(74) *Attorney, Agent, or Firm*—Jason H. Foster; Kremblas,
Foster, Phillips & Pollick

(22) Filed: **Apr. 30, 2007**

(57) **CLAIM**

(51) **LOC (8) Cl.** **02-07**

The ornamental design for a knitting needle, as shown.

(52) **U.S. Cl.** **D3/28**

(58) **Field of Classification Search** D3/18-29;
D7/300.2; 66/116, 117, 118, 1 A; 223/102,
223/103; 289/16; 112/2.2, 80.03, 80.05;
D15/66

DESCRIPTION

See application file for complete search history.

FIG. 1 is a left perspective view of a knitting needle showing
my new design.

FIG. 2 is a left side view thereof. The right side view is a
mirror image of the left side view.

(56) **References Cited**

U.S. PATENT DOCUMENTS


- 2,341,403 A * 2/1944 Williams D3/28
- 2,378,544 A * 6/1945 Fosse et al. 66/117
- 2,443,540 A * 6/1948 Lewis 66/117
- 2,730,881 A * 1/1956 Sornin De Leysat 66/117
- D271,062 S * 10/1983 Okada D3/28

FIG. 3 is a top view thereof. The bottom view is a mirror
image of the top view.

FIG. 4 is a front view thereof; and,

FIG. 5 is a rear thereof.

1 Claim, 2 Drawing Sheets






Fig. 1



Fig. 2




Fig. 3



Fig. 4



Fig. 5