



US00D571093S

(12) **United States Design Patent**  
**Hatfield et al.**

(10) **Patent No.:** **US D571,093 S**  
(45) **Date of Patent:** **\*\* Jun. 17, 2008**

(54) **SHOE OUTSOLE**

(75) Inventors: **Tinker L. Hatfield**, Portland, OR (US);  
**Mark J. Smith**, Portland, OR (US);  
**Thomas Foxen**, Portland, OR (US);  
**Thomas Berend**, Beaverton, OR (US);  
**Jeffrey Christopher Spanks**, Portland,  
OR (US)

(73) Assignee: **NIKE, Inc.**, Beaverton, OR (US)

(\*\*) Term: **14 Years**

(21) Appl. No.: **29/297,386**

(22) Filed: **Nov. 9, 2007**

(51) **LOC (8) Cl.** ..... **02-04**

(52) **U.S. Cl.** ..... **D2/959**; D2/951

(58) **Field of Classification Search** ..... None  
See application file for complete search history.

(56) **References Cited**

U.S. PATENT DOCUMENTS

D85,333 S *	10/1931	Heilhecker	.....	D2/954
D119,291 S *	3/1940	Watanabe	.....	D2/959
2,668,374 A	2/1954	Seigle		
D334,657 S	4/1993	Smith		
D350,222 S	9/1994	Hase		
D350,641 S	9/1994	Kayano et al.		
D356,663 S	3/1995	Ueda		
D356,884 S *	4/1995	Ho	.....	D2/902
D380,287 S *	7/1997	Chen	.....	D2/901
D380,289 S *	7/1997	Sand	.....	D2/959
D395,742 S	7/1998	Wurfbain et al.		
D402,450 S	12/1998	Munns		

D403,846 S	1/1999	Bove et al.		
D414,023 S *	9/1999	Cretinon et al.	.....	D2/957
D414,319 S *	9/1999	Werman	.....	D2/959
D433,790 S	11/2000	Oliver		
D440,386 S *	4/2001	James	.....	D2/968
D470,297 S	2/2003	Wilson		
D484,298 S	12/2003	Navatier		
D495,480 S	9/2004	Laberge		
D496,148 S	9/2004	Kayano et al.		
D518,279 S	4/2006	Schoenborn et al.		
D554,835 S *	11/2007	Peydro	.....	D2/946
D555,337 S *	11/2007	Feller	.....	D2/947
D558,434 S *	1/2008	Roth	.....	D2/959
D561,439 S *	2/2008	Schoenborn et al.	.....	D2/957
D561,441 S *	2/2008	Matis et al.	.....	D2/959

\* cited by examiner

*Primary Examiner*—Celia A Murphy

(74) *Attorney, Agent, or Firm*—Banner & Witcoff, Ltd.

(57) **CLAIM**

The ornamental design of a shoe outsole, as shown and described.

**DESCRIPTION**

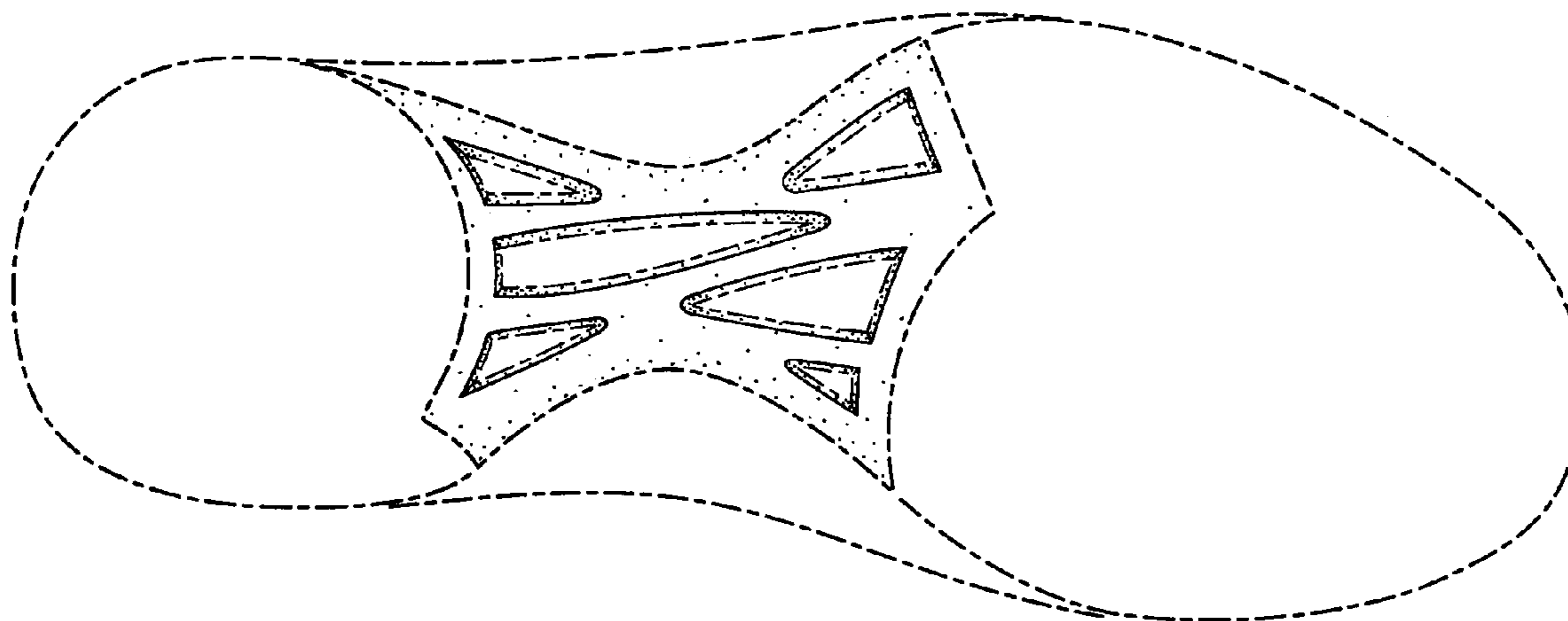
FIG. 1 is a bottom front perspective view of a shoe outsole showing our new design;

FIG. 2 is a bottom rear perspective view thereof; and,

FIG. 3 is a bottom plan view thereof.

The broken line showing immediately adjacent to the shaded area represents an unclaimed boundary of the design. The broken line showing of the remainder of the shoe is for illustrative purposes only and forms no part of the claimed design.

**1 Claim, 3 Drawing Sheets**



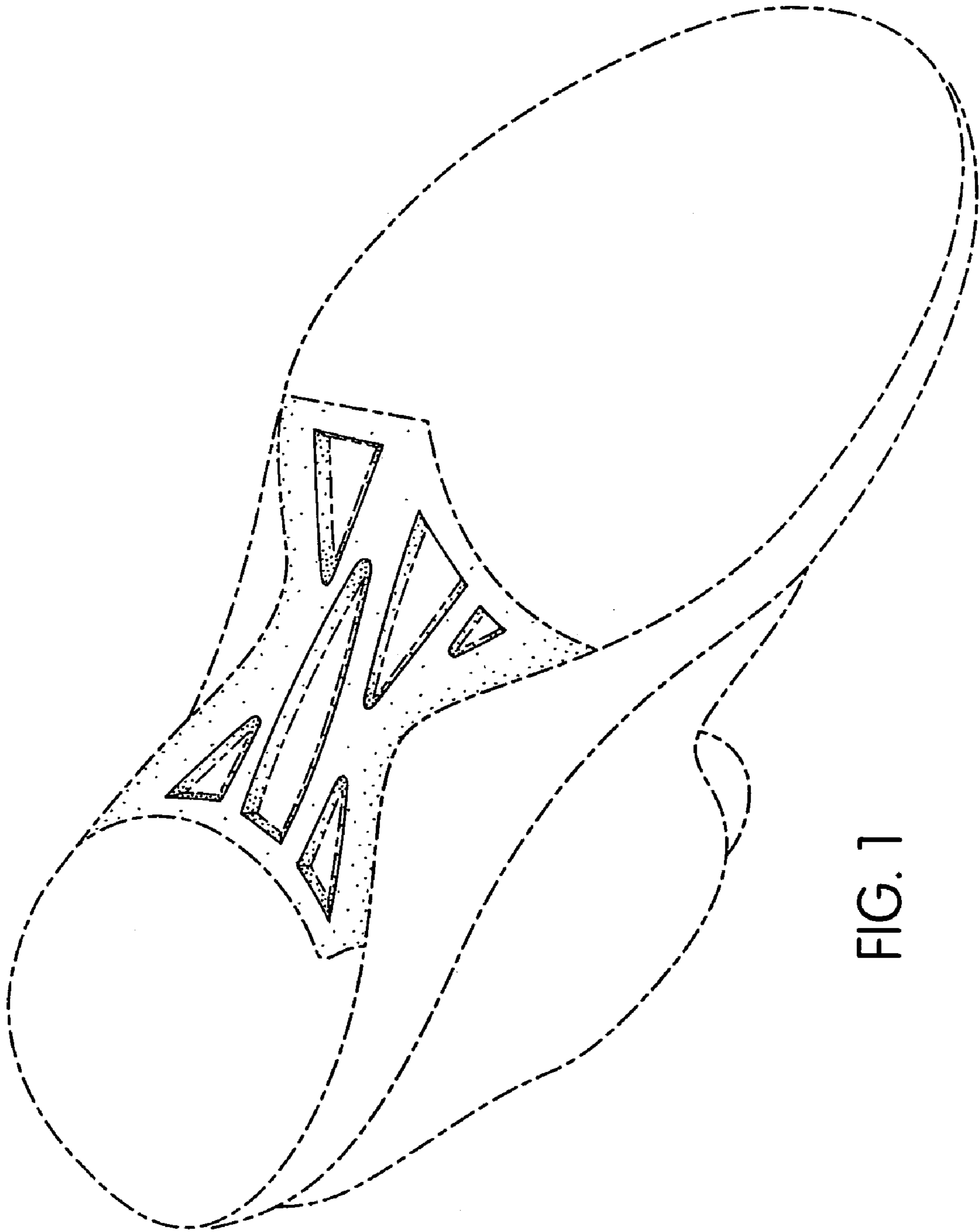


FIG. 1

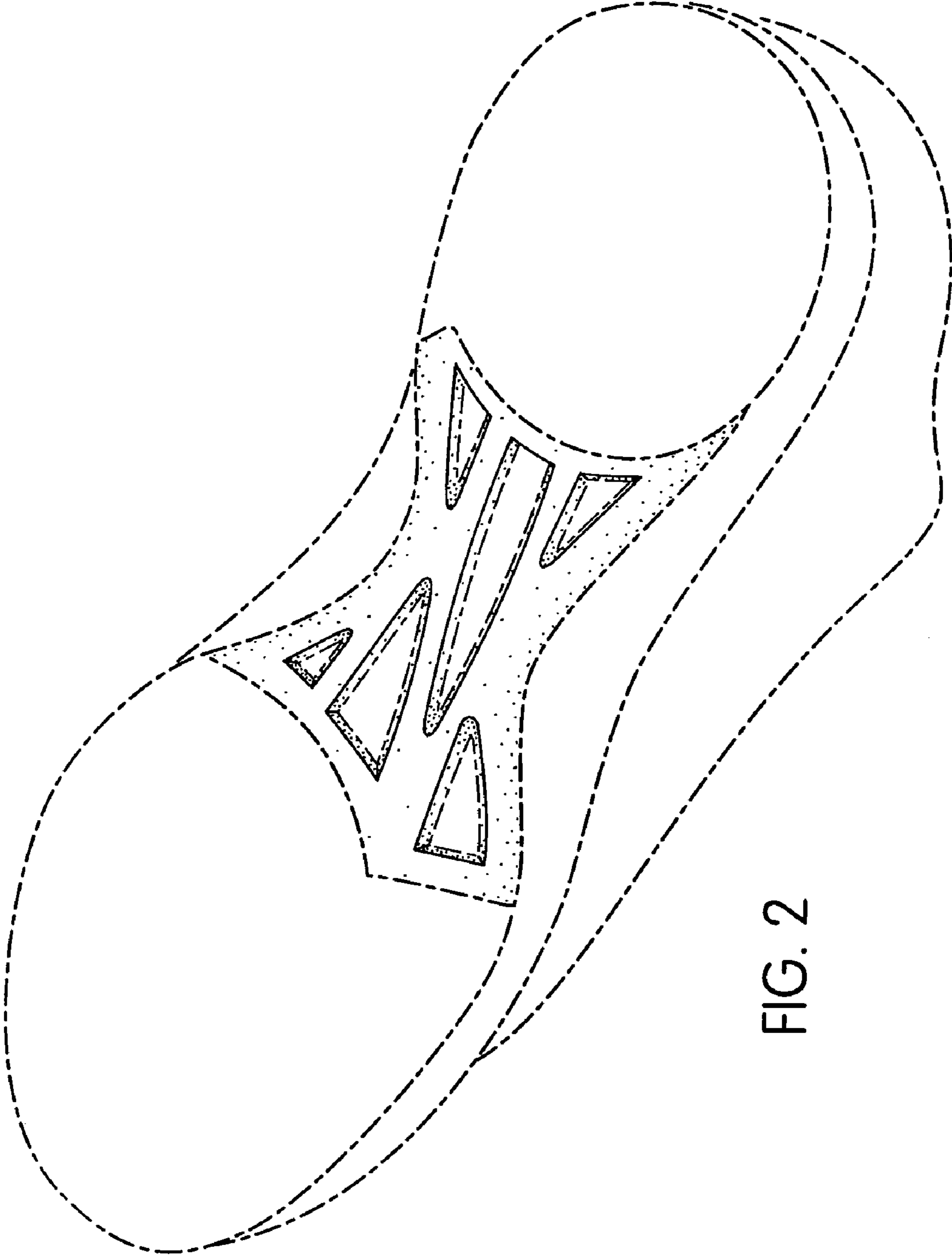


FIG. 2

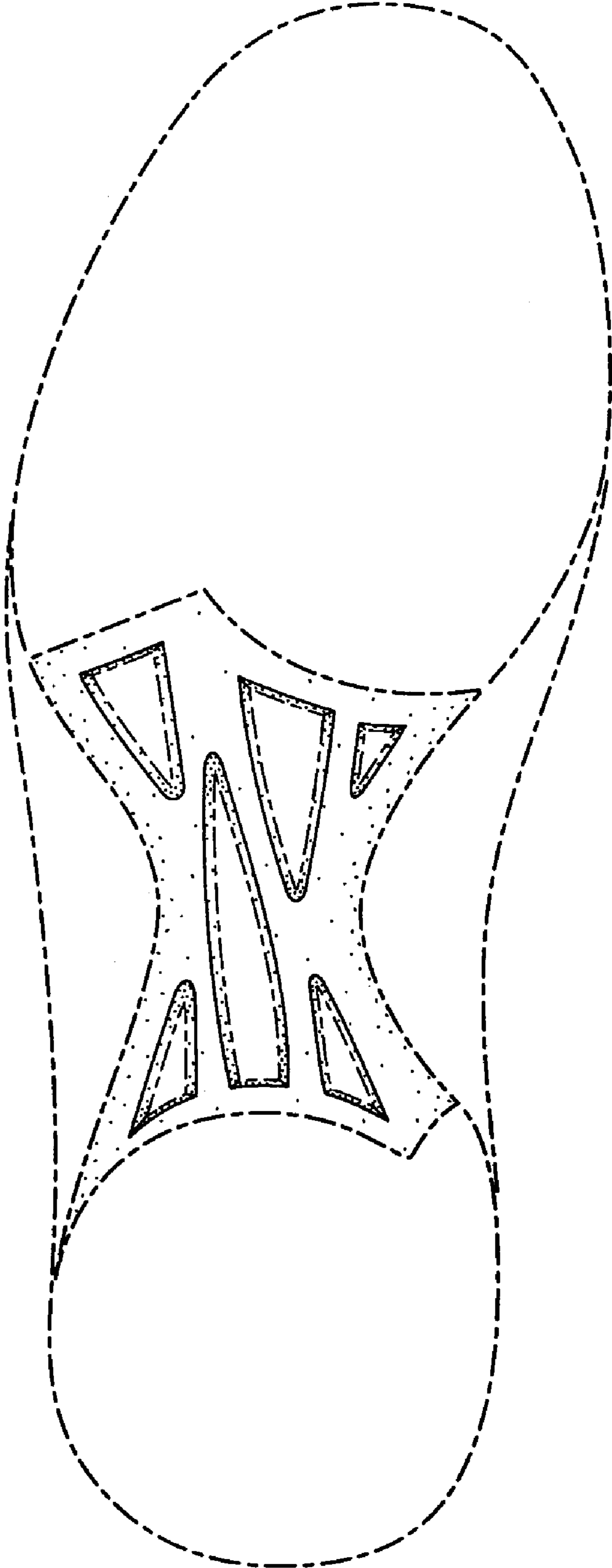


FIG. 3