



US00D571087S

(12) **United States Design Patent**  
**Dillenbeck et al.**

(10) **Patent No.:** **US D571,087 S**  
(45) **Date of Patent:** **\*\* Jun. 17, 2008**

(54) **FOOTWEAR SOLE**

(75) Inventors: **Ryan Dillenbeck**, Santa Barbara, CA (US); **Chris Hillyer**, Goleta, CA (US); **Tuan Le**, Portland, OR (US); **Ken Shao**, Goleta, CA (US)

(73) Assignee: **Deckers Outdoor Corporation**, Goleta, CA (US)

(\*\*) Term: **14 Years**

(21) Appl. No.: **29/292,715**

(22) Filed: **Oct. 25, 2007**

(51) **LOC (8) Cl.** ..... **02-04**

(52) **U.S. Cl.** ..... **D2/953; D2/947**

(58) **Field of Classification Search** ..... D2/902,  
D2/906, 908, 947, 951-960; 36/3 B, 22 R,  
36/24.5, 25 R, 28, 32 R, 67 A, 59 C, 103  
See application file for complete search history.

(56) **References Cited**

**U.S. PATENT DOCUMENTS**

D351,055 S *	10/1994	Buck, IV	.....	D2/953
D403,846 S *	1/1999	Bove et al.	.....	D2/957
6,055,746 A *	5/2000	Lyden et al.	.....	36/29
D474,584 S *	5/2003	Matis	.....	D2/953
D481,200 S *	10/2003	Belley et al.	.....	D2/947
D481,854 S *	11/2003	Belley et al.	.....	D2/953
D513,842 S *	1/2006	Paytavi	.....	D2/957
D515,791 S *	2/2006	McClaskie	.....	D2/953
D554,838 S *	11/2007	McClaskie	.....	D2/957
2005/0210705 A1 *	9/2005	Grove et al.	.....	36/25 R

**OTHER PUBLICATIONS**

TEVA 2001 Catalog (Style Nos. 6642, 6653 on p. 6 and 6619, 6646 on p. 9).

\* cited by examiner

*Primary Examiner*—Celia A Murphy

(74) *Attorney, Agent, or Firm*—Greer, Burns & Crain, Ltd.

(57) **CLAIM**

The ornamental design for a footwear sole, as shown and described.

**DESCRIPTION**

FIG. 1 is a bottom perspective view of a footwear sole showing our new design;

FIG. 2 is a right side elevational view thereof.

FIG. 3 is a left side elevational view thereof.

FIG. 4 is a front elevational view thereof.

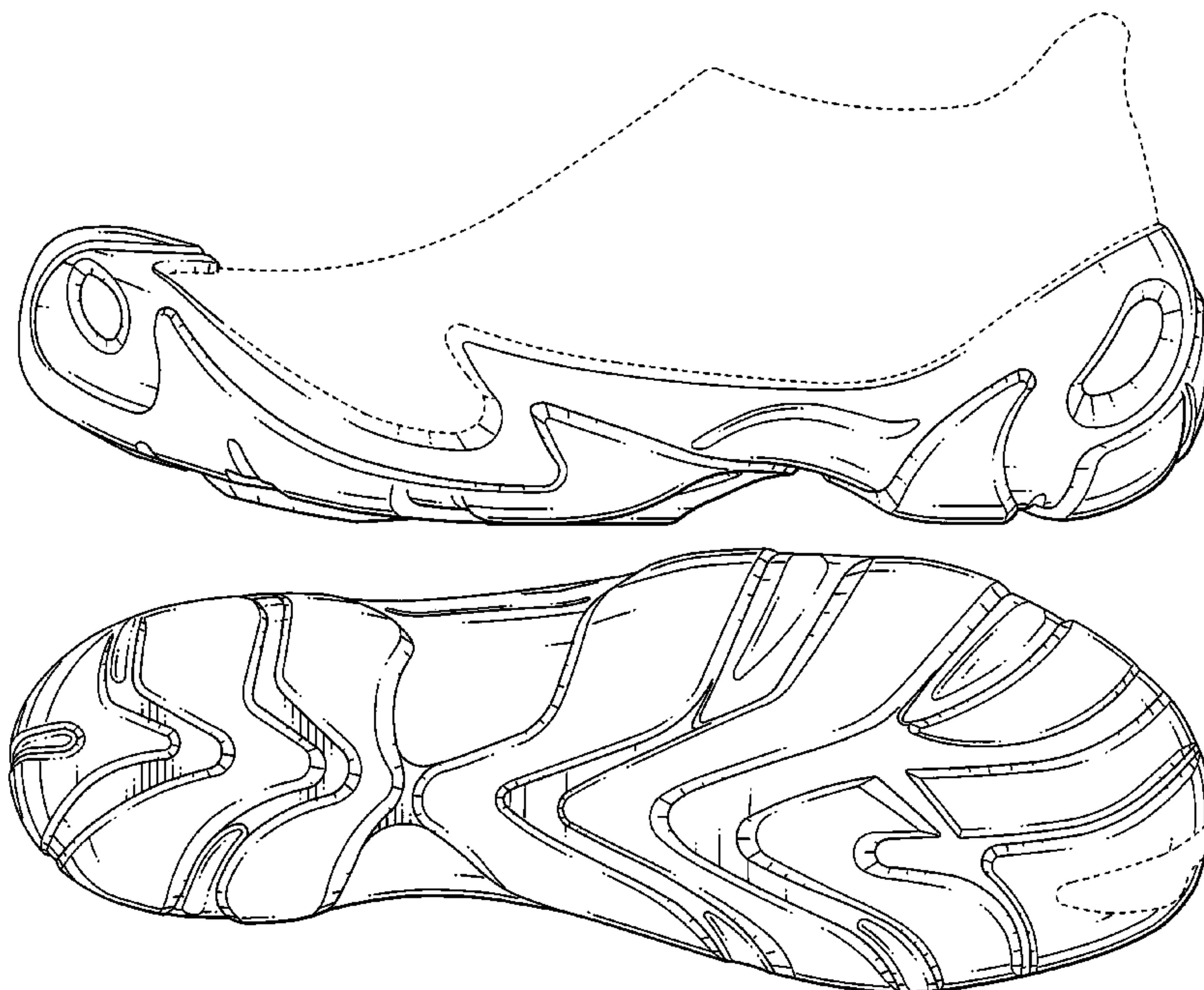
FIG. 5 is a rear elevational view thereof.

FIG. 6 is a bottom plan view thereof; and,

FIG. 7 is a top plan view thereof.

The broken lines showing the footwear upper features are for the purpose of illustrating environmental structure and form no part of the claimed design. The broken lines at the toe of the sole in FIGS. 1, 4, 6 and 7 are for the purpose of illustrating boundaries of the claimed design and form no part of the claimed design. The broken lines immediately adjacent to the solid lines in FIGS. 2, 3, 5, & 7 also represent the unclaimed boundaries of the design with the lines themselves forming no part of the claim.

**1 Claim, 6 Drawing Sheets**



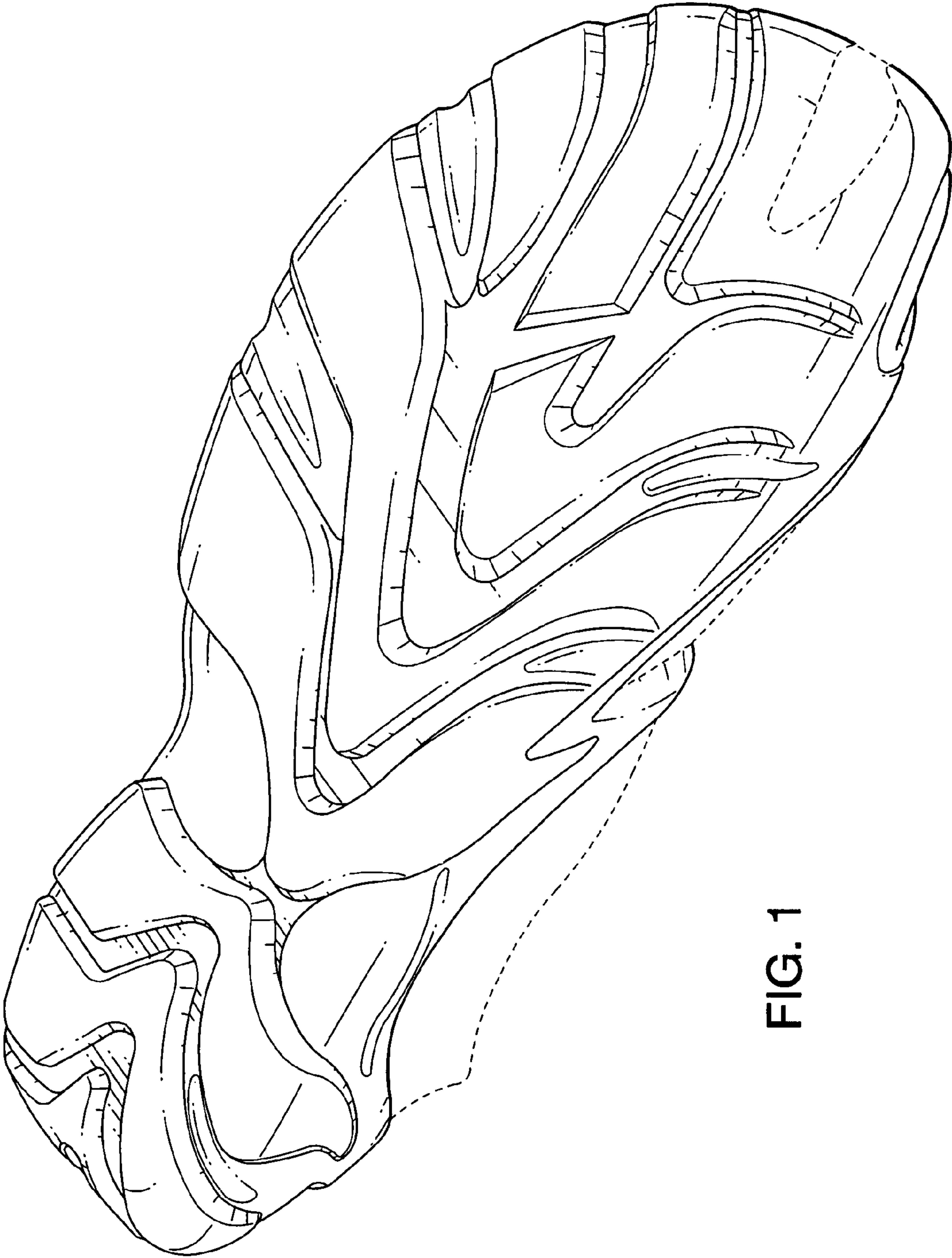


FIG. 1



FIG. 2



FIG. 3



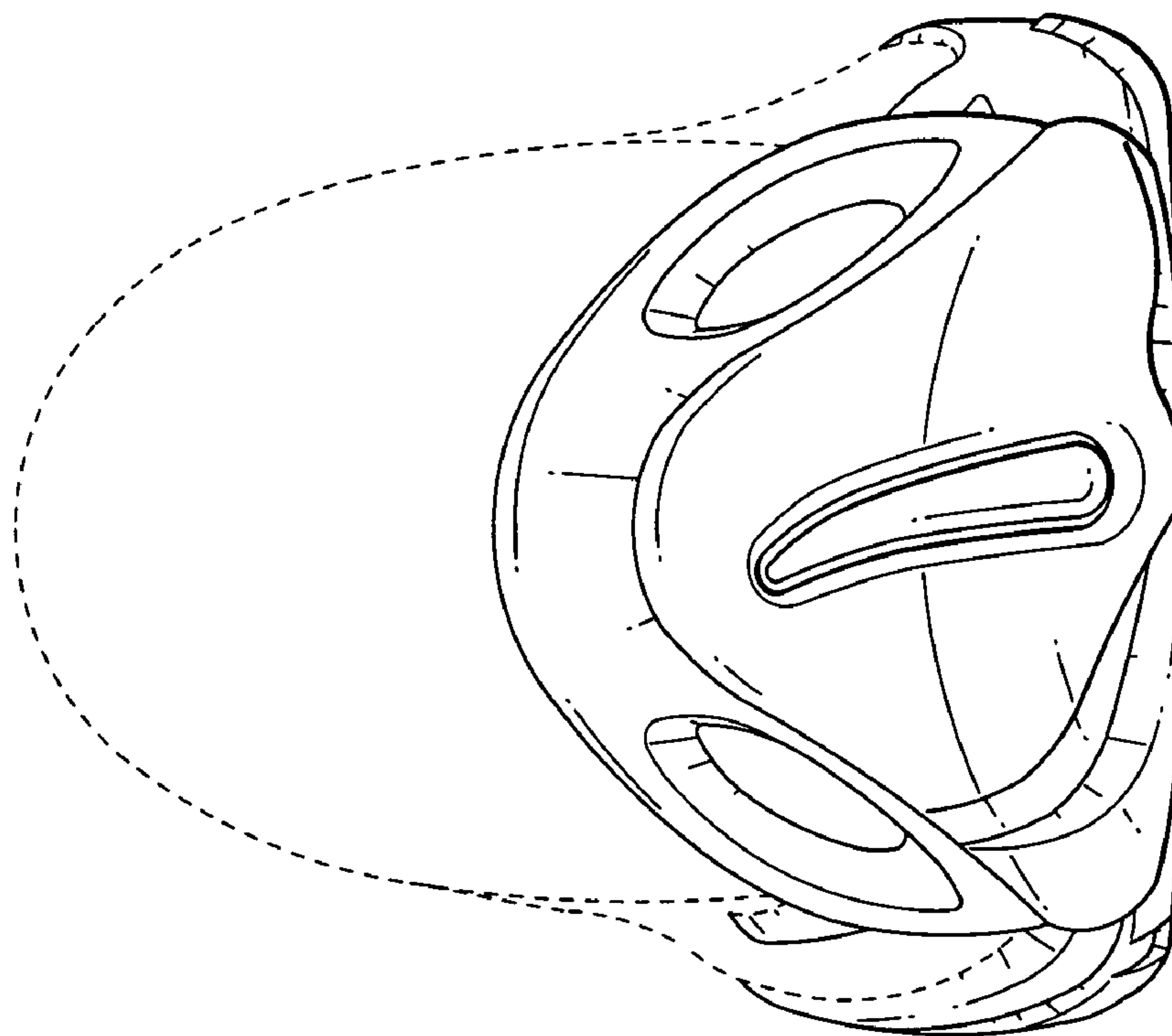


FIG. 5

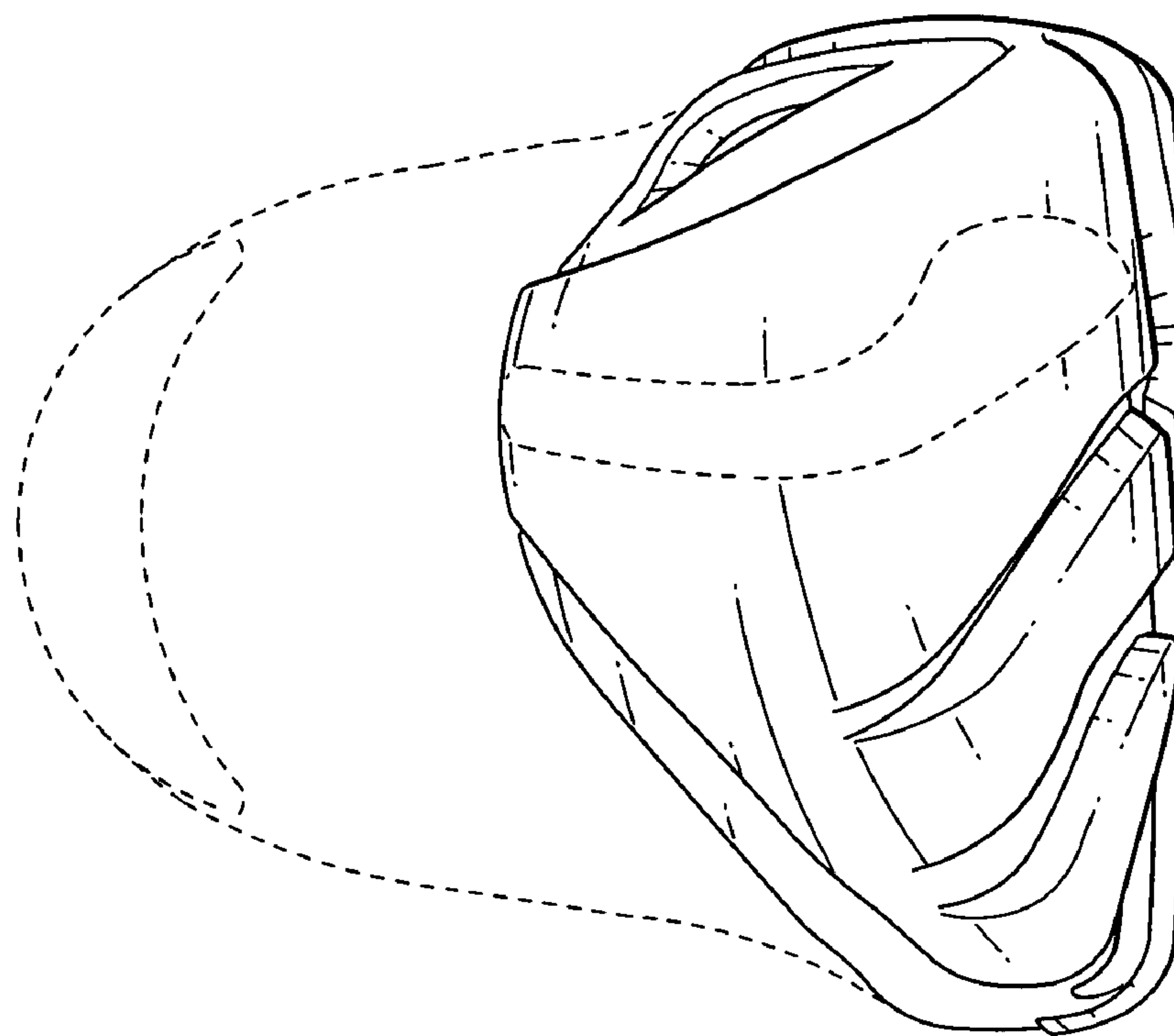


FIG. 4

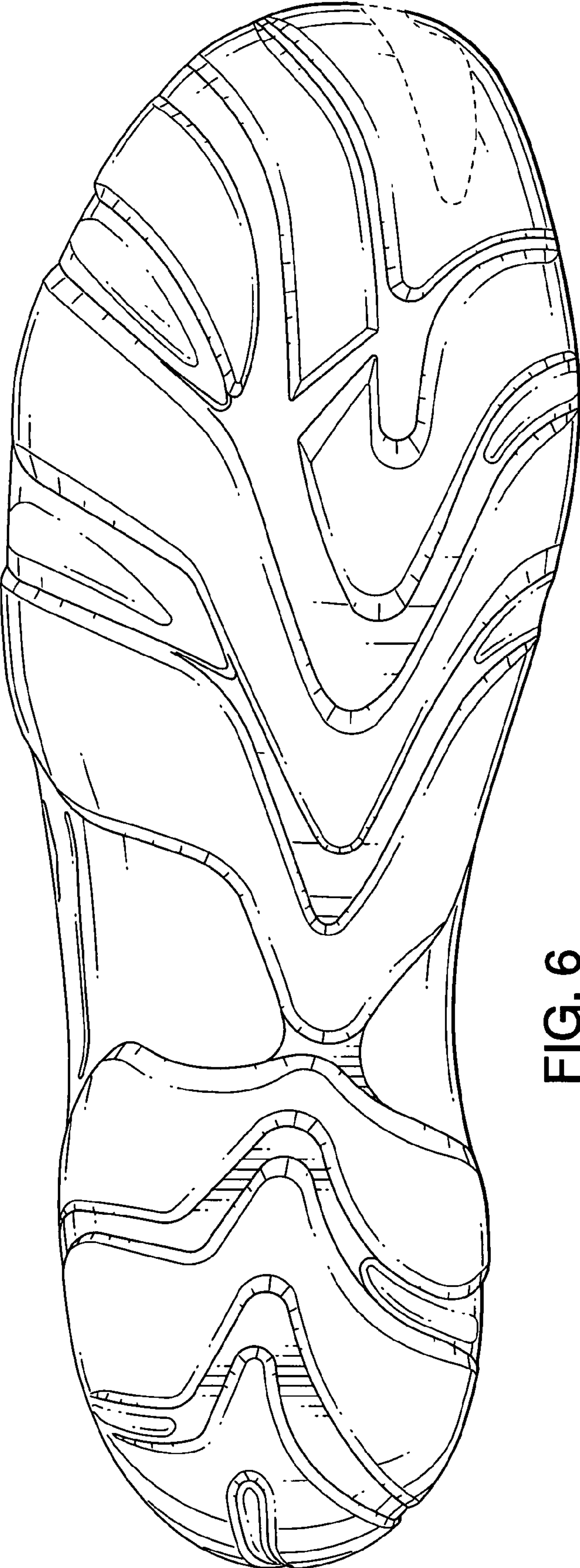


FIG. 6

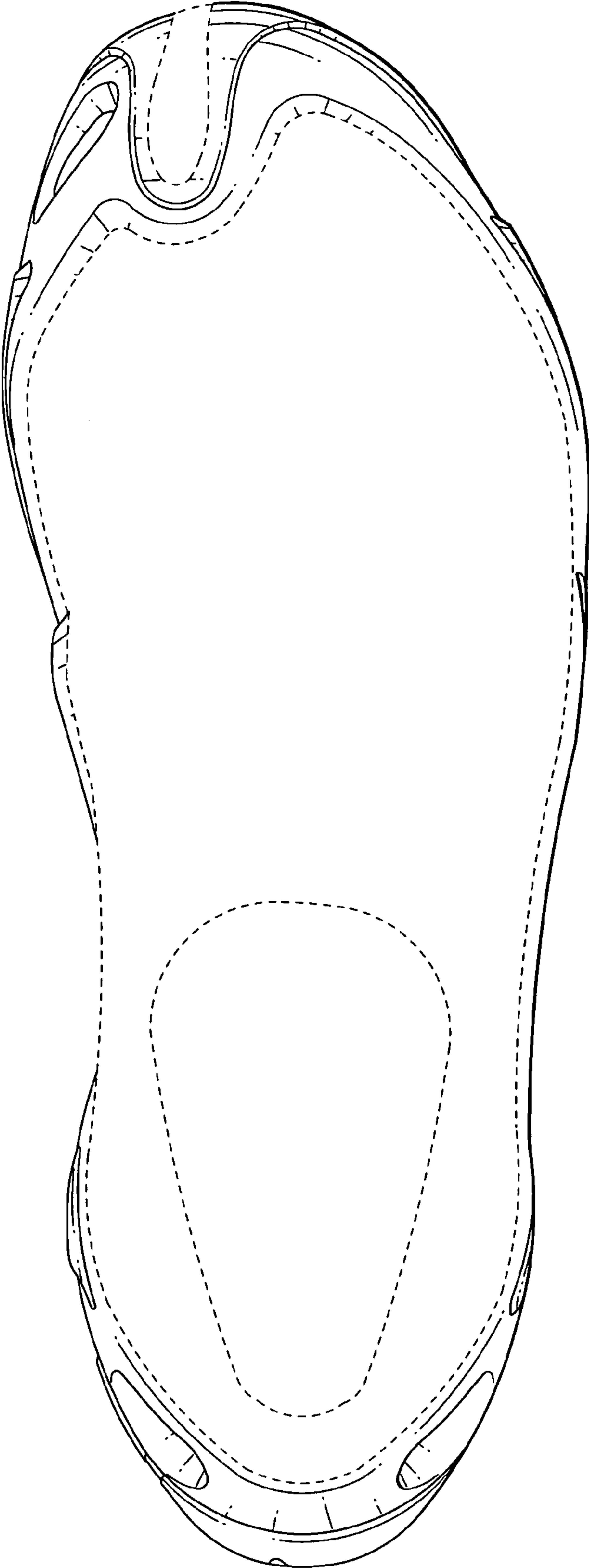


FIG. 7