



US00D571076S

(12) **United States Design Patent**
Haas et al.

(10) **Patent No.:** **US D571,076 S**
(45) **Date of Patent:** **** Jun. 17, 2008**

(54) **COOKIE**

D376,037 S * 12/1996 Gluszak et al. D1/125
2004/0005392 A1 * 1/2004 Filipi et al. 426/89

(75) Inventors: **Olav M. Haas**, Paw Paw, MI (US);
Glenn R. Quinlan, Battle Creek, MI
(US); **Daniel Richard Sullivan**,
Naperville, IL (US); **Randy K. Buist**,
Middleville, MI (US); **Aleta L. Chase**,
Portage, MI (US); **Albert Peter Karls,**
Jr., Marshall, MI (US); **Steven Craig**
Meade, Grand Rapids, MI (US)

* cited by examiner

Primary Examiner—Robin V. Webster
Assistant Examiner—Karen E Kearney
(74) *Attorney, Agent, or Firm*—Dickinson Wright PLLC

(73) Assignee: **Kellogg Company**, Battle Creek, MI
(US)

(57) **CLAIM**

We claim the ornamental design for a cookie, as shown and described.

(**) Term: **14 Years**

DESCRIPTION

(21) Appl. No.: **29/279,728**

FIG. 1 is a top plan view of a first embodiment of the cookie according to the present invention;

(22) Filed: **May 7, 2007**

FIG. 2 is bottom plan view of the first embodiment of the cookie;

(51) **LOC (8) Cl.** **01-01**

(52) **U.S. Cl.** **D1/128**

(58) **Field of Classification Search** D1/120,
D1/126–9, 199; 426/94–5, 89, 138–9, 144,
426/543, 549–50, 383, 496

FIG. 3 is an end elevation view of the first embodiment of the cookie;

FIG. 4 is a side elevation view of the first embodiment of the cookie;

See application file for complete search history.

FIG. 5 is a top plan view of a second embodiment of the cookie according to the present invention;

(56) **References Cited**

U.S. PATENT DOCUMENTS

D9,574 S	*	10/1876	Collum	D1/127
D95,784 S	*	5/1935	Werner	D1/128
D96,210 S	*	7/1935	Werner	D1/128
D297,480 S	*	9/1988	Hebeler	D1/125
4,822,626 A	*	4/1989	Spanier et al.	426/94
D303,866 S	*	10/1989	Lucas et al.	D1/109
D373,232 S	*	9/1996	Gluszak et al.	D1/125
D373,233 S	*	9/1996	Gluszak et al.	D1/125
D374,969 S	*	10/1996	Gluszak et al.	D1/125
D375,183 S	*	11/1996	Gluszak et al.	D1/125
D375,395 S	*	11/1996	Gluszak et al.	D1/125


FIG. 6 is a bottom plan view of the second embodiment of the cookie;

FIG. 7 is an end elevation view of the second embodiment of the cookie; and,

FIG. 8 is a side elevation view of the second embodiment of the cookie.

The broken lines showing of showing of the indicia in FIG. 2 and the filling in FIGS. 3 and 4 are for the purpose of illustrating environmental structure and form no part of the claimed design.

1 Claim, 2 Drawing Sheets






Fig-1

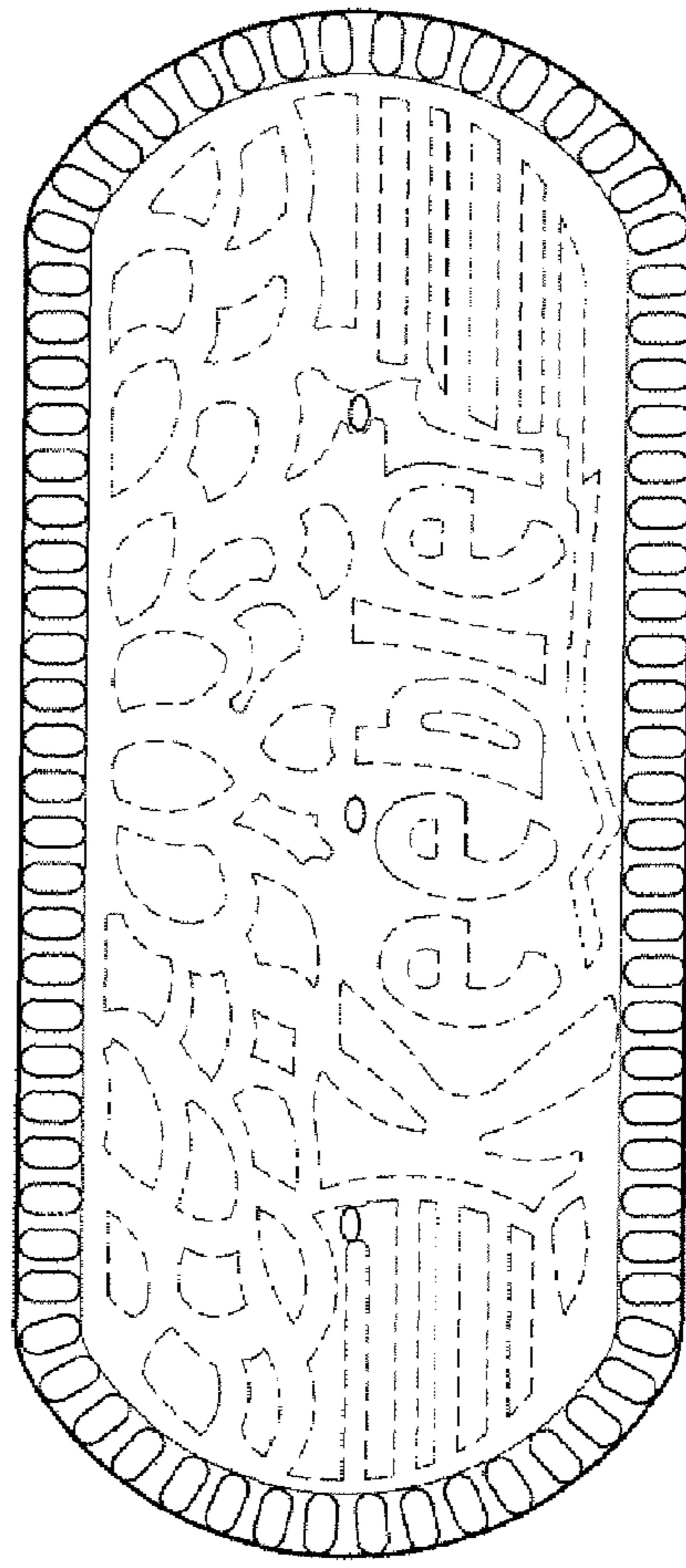


Fig-2




Fig-3

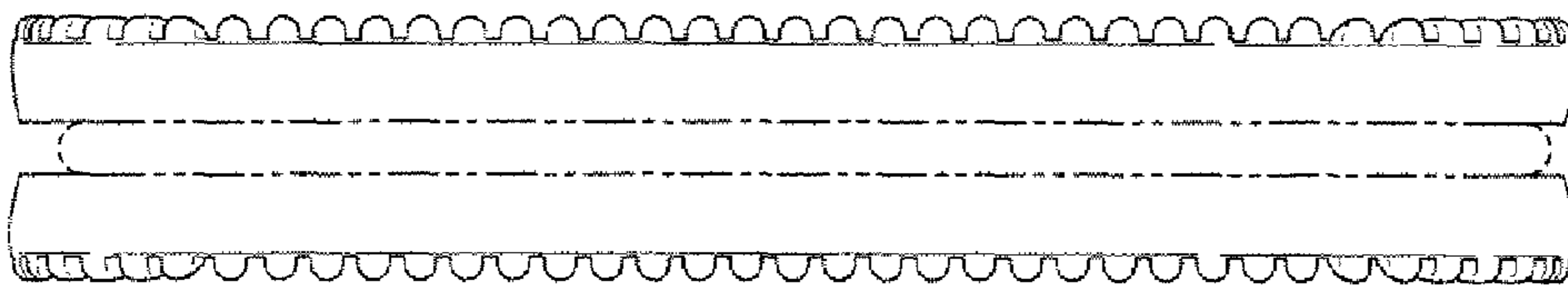


Fig-4




Fig-5




Fig-6




Fig-7




Fig-8