



US00D571075S

(12) **United States Design Patent**
Yalinkaya

(10) **Patent No.:** **US D571,075 S**
(45) **Date of Patent:** **** Jun. 10, 2008**

(54) **CARD HOLDER FOR A BAR OF PRECIOUS METAL**

(75) Inventor: **Mehmet Sedat Yalinkaya**, Istanbul (TR)

(73) Assignee: **Goldart International Inc.**, Garden City, NY (US)

(**) Term: **14 Years**

(21) Appl. No.: **29/269,336**

(22) Filed: **Nov. 29, 2006**

(51) **LOC (8) Cl.** **99-00**

(52) **U.S. Cl.** **D99/34**

(58) **Field of Classification Search** D99/34-36, D99/43, 99; D19/1-2; D6/300-314; 206/0.82-0.84, 206/0.8, 460-461, 389, 771-777, 445, 812; 40/124.191, 124.06, 800, 323, 380, 489; 229/92.8-92.9; 356/244; 232/5; 283/108; 150/145-147; 422/102-104; 434/110-113; D9/415-418

See application file for complete search history.

(56) **References Cited**

U.S. PATENT DOCUMENTS

D25,399 S *	4/1896	Reynolds	D19/1
1,593,210 A *	7/1926	Elliott	40/380
D71,153 S *	9/1926	Moreland	D19/31
3,173,540 A *	3/1965	Lapides	206/463
3,307,693 A *	3/1967	Bittner	206/461
3,371,851 A *	3/1968	Silene et al.	229/92.9
D240,815 S *	8/1976	Peterson	D19/33
4,062,449 A *	12/1977	Popkes et al.	206/471
D259,048 S *	4/1981	Peterson	D19/33
D332,684 S *	1/1993	Melamed	D99/34
D352,237 S *	11/1994	Reardon et al.	D9/415
D352,310 S *	11/1994	Edwards	D19/32

D360,431 S *	7/1995	Edwards	D19/32
5,538,129 A *	7/1996	Chester et al.	206/63.5
5,785,180 A *	7/1998	Dressel et al.	206/532
D399,528 S *	10/1998	Kramer	D19/33
D423,757 S *	4/2000	Briggs	D99/34
6,128,840 A *	10/2000	Boisvert	40/124.191
D438,461 S *	3/2001	Yamagishi	D9/415
6,364,113 B1 *	4/2002	Faasse et al.	206/469
6,845,585 B2 *	1/2005	Callander et al.	40/800
2002/0162756 A1 *	11/2002	Seligman et al.	206/0.82
2007/0062836 A1 *	3/2007	Nazari	206/461

* cited by examiner

Primary Examiner—Robert M. Spear

Assistant Examiner—Susan E Krakower

(74) *Attorney, Agent, or Firm*—Anthony J. Casella; Gerald E. Hespos

(57) **CLAIM**

The ornamental design for a card holder for a bar of precious metal, as shown and described.

DESCRIPTION

FIG. 1 is a top plan view of the card holder for a bar of precious metal showing my new design;

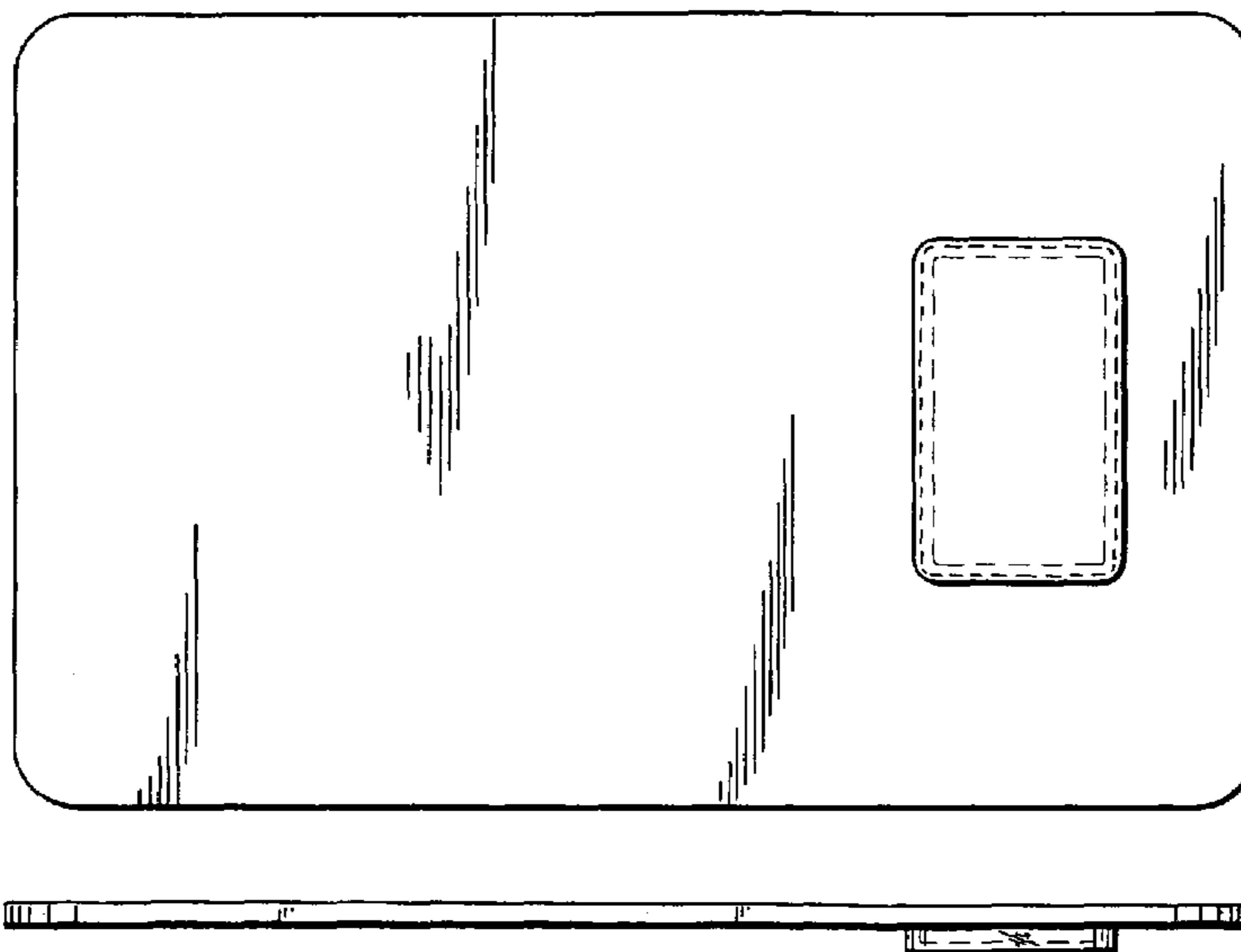
FIG. 2 is a front elevational view of the card holder of FIG. 1, the rear elevational view being a mirror image;

FIG. 3 is a side elevational view of the card holder of FIG. 1, the opposite side elevational view being a mirror image; and,

FIG. 4 is a bottom plan view of the card holder of FIG. 1.

The inner broken lines in FIG. 1 and those in FIG. 4 show environmental subject matter and form no part of the claimed design. The outer broken lines in FIG. 1 depict the internal boundary of the claim and form no part thereof.

1 Claim, 2 Drawing Sheets



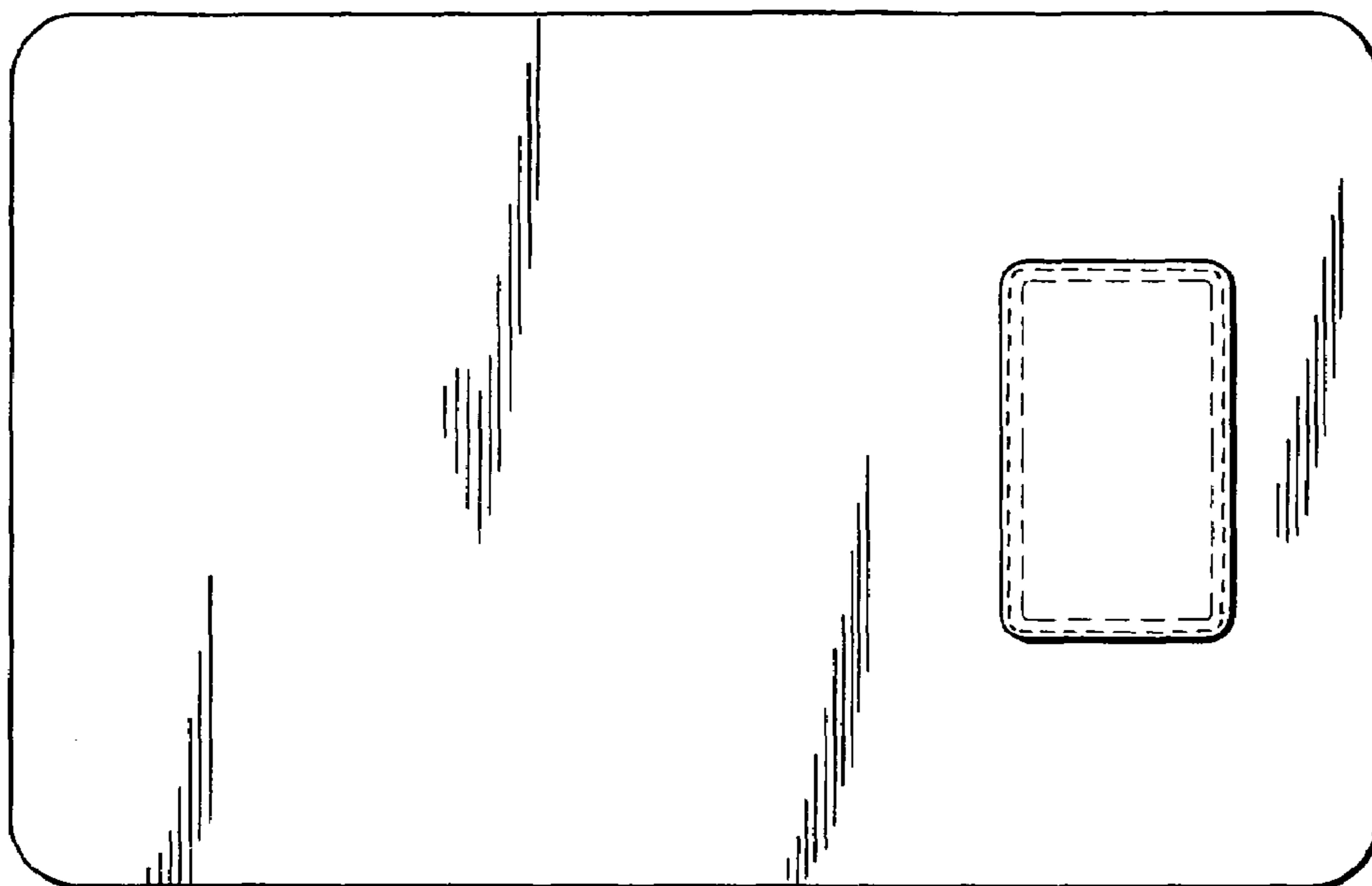


FIG. 1



FIG. 2



FIG. 3

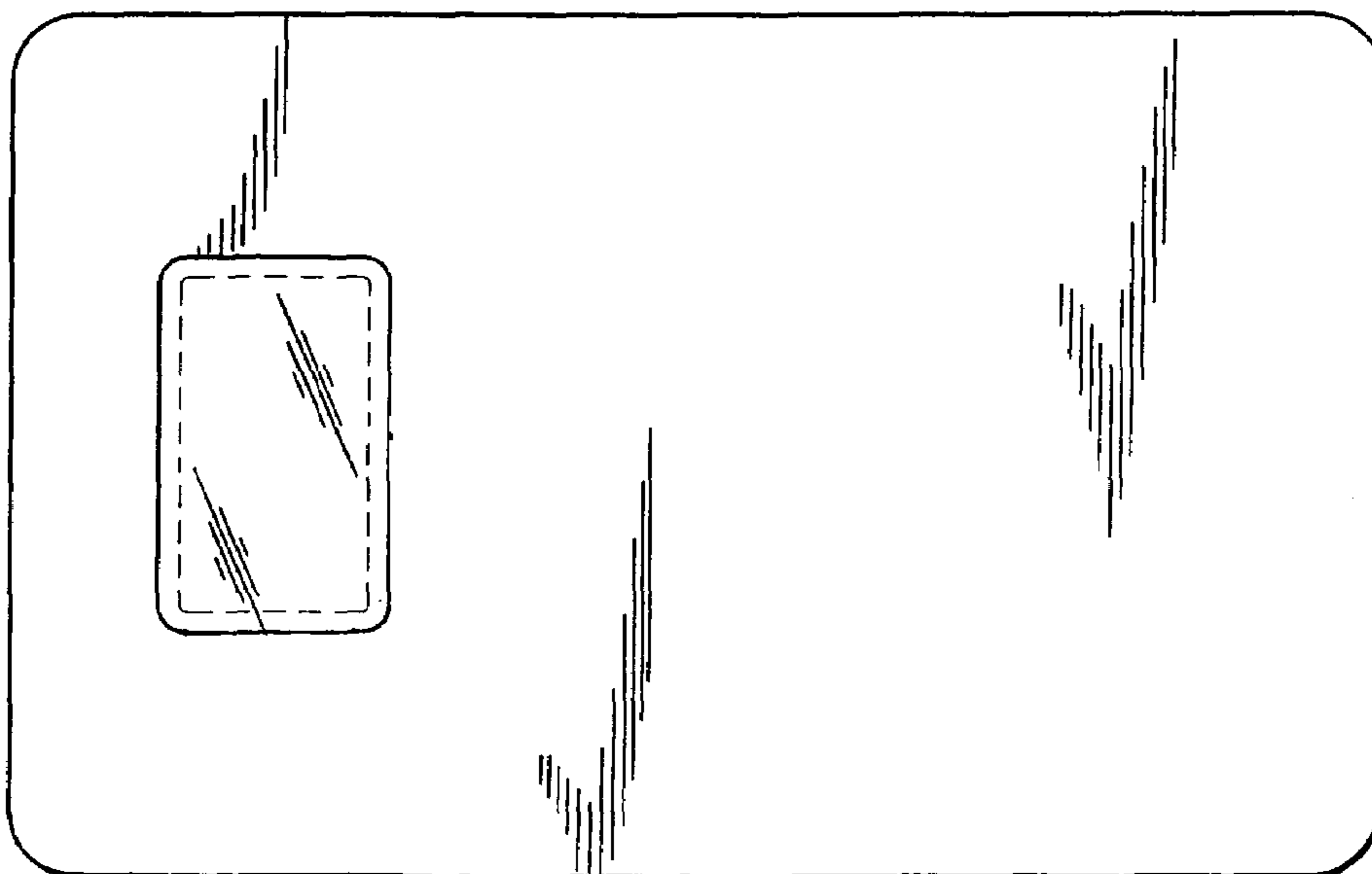


FIG. 4