



US00D571062S

(12) **United States Design Patent**
Suh et al.

(10) **Patent No.: US D571,062 S**
(45) **Date of Patent: ** Jun. 10, 2008**

(54) **DISHWASHER**

D559,478 S * 1/2008 Jung et al. D32/2

(75) Inventors: **Seung Wook Suh**, Seoul (KR); **Sei Ill Jeon**, Seoul (KR); **Andy Shin**, Seoul (KR); **Min Jung Kang**, Seoul (KR); **Dong Won Chun**, Seoul (KR)

OTHER PUBLICATIONS
http://us.st11.yimg.com/us.st.yimg.com/l/usappliance_1987_3662050
Feb. 8, 2008.*
http://us.st11.yimg.com/us.st.yimg.com/l/usappliance_1985_30233659 Feb. 12, 2008.*

(73) Assignee: **Samsung Electronics Co., Ltd.**, Suwon (KR)

* cited by examiner

(**) Term: **14 Years**

Primary Examiner—Louis S Zarfaz
Assistant Examiner—Kathleen M Sims
(74) *Attorney, Agent, or Firm*—Ladas and Parry LLP

(21) Appl. No.: **29/291,852**

(22) Filed: **Sep. 18, 2007**

(57) **CLAIM**

(51) **LOC (8) Cl.** **15-05**

We claim the ornamental design for a dishwasher, as shown and described.

(52) **U.S. Cl.** **D32/2**

(58) **Field of Classification Search** D32/2;
134/57 D, 57 DL, 56 D, 113, 135, 137, 164,
134/200–201; D7/348–349, 405–406; 312/31
See application file for complete search history.

DESCRIPTION

FIG. 1 is a front/right-side/top perspective view of a dishwasher showing our new design;
FIG. 2 is a front elevational view thereof;
FIG. 3 is a rear elevational view thereof;
FIG. 4 is a left side elevational view thereof;
FIG. 5 is a right side elevational view thereof;
FIG. 6 is a top plan view thereof; and,
FIG. 7 is a bottom plan view thereof.

(56) **References Cited**

U.S. PATENT DOCUMENTS

- D511,870 S * 11/2005 Paik D32/2
- D512,543 S * 12/2005 Jeong D32/2
- D513,548 S * 1/2006 Jeong D32/2
- D540,497 S * 4/2007 Song D32/2
- D543,321 S * 5/2007 Jeon et al. D32/2
- D544,657 S * 6/2007 Jung et al. D32/2

1 Claim, 7 Drawing Sheets

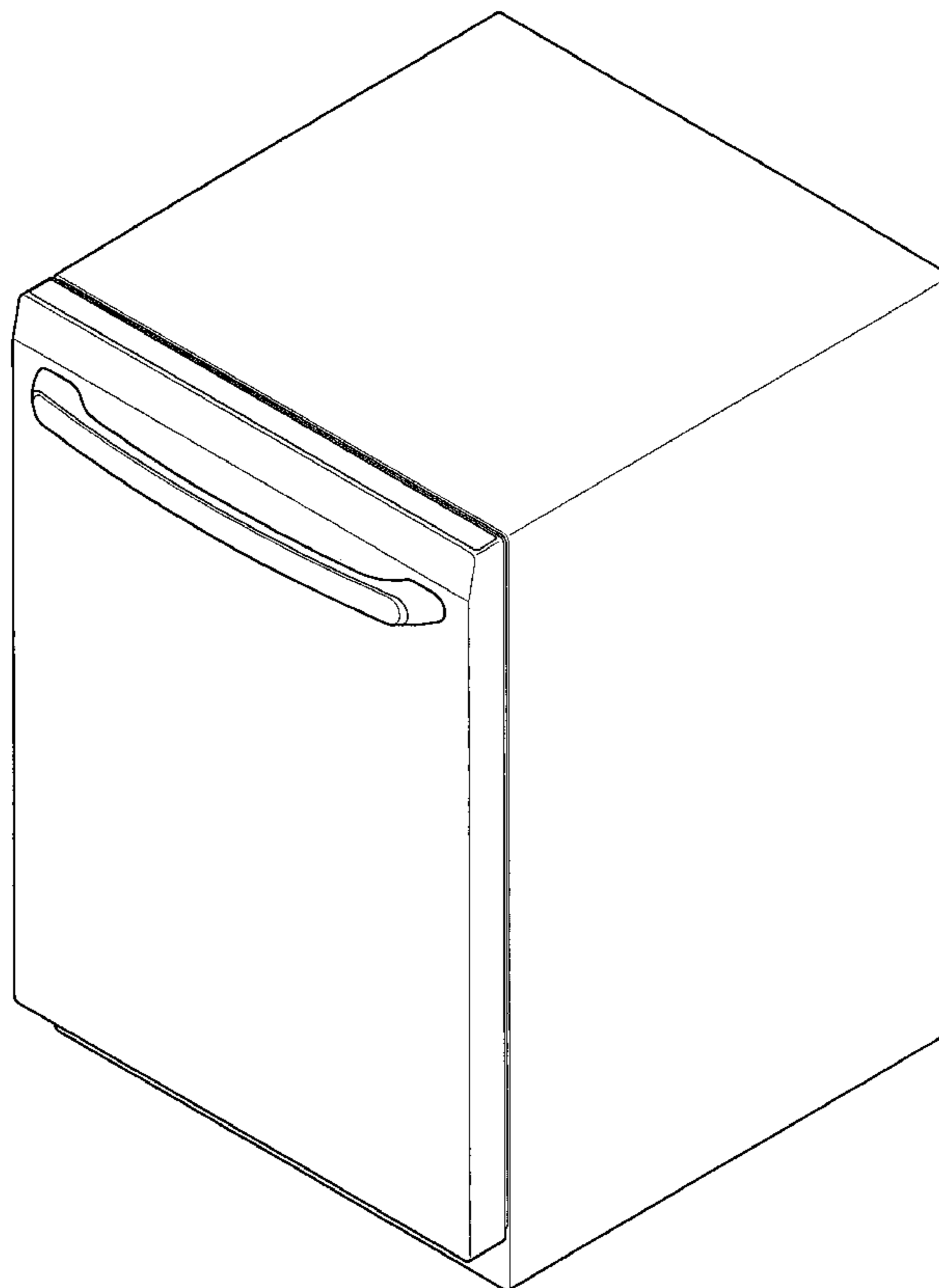


FIG. 1

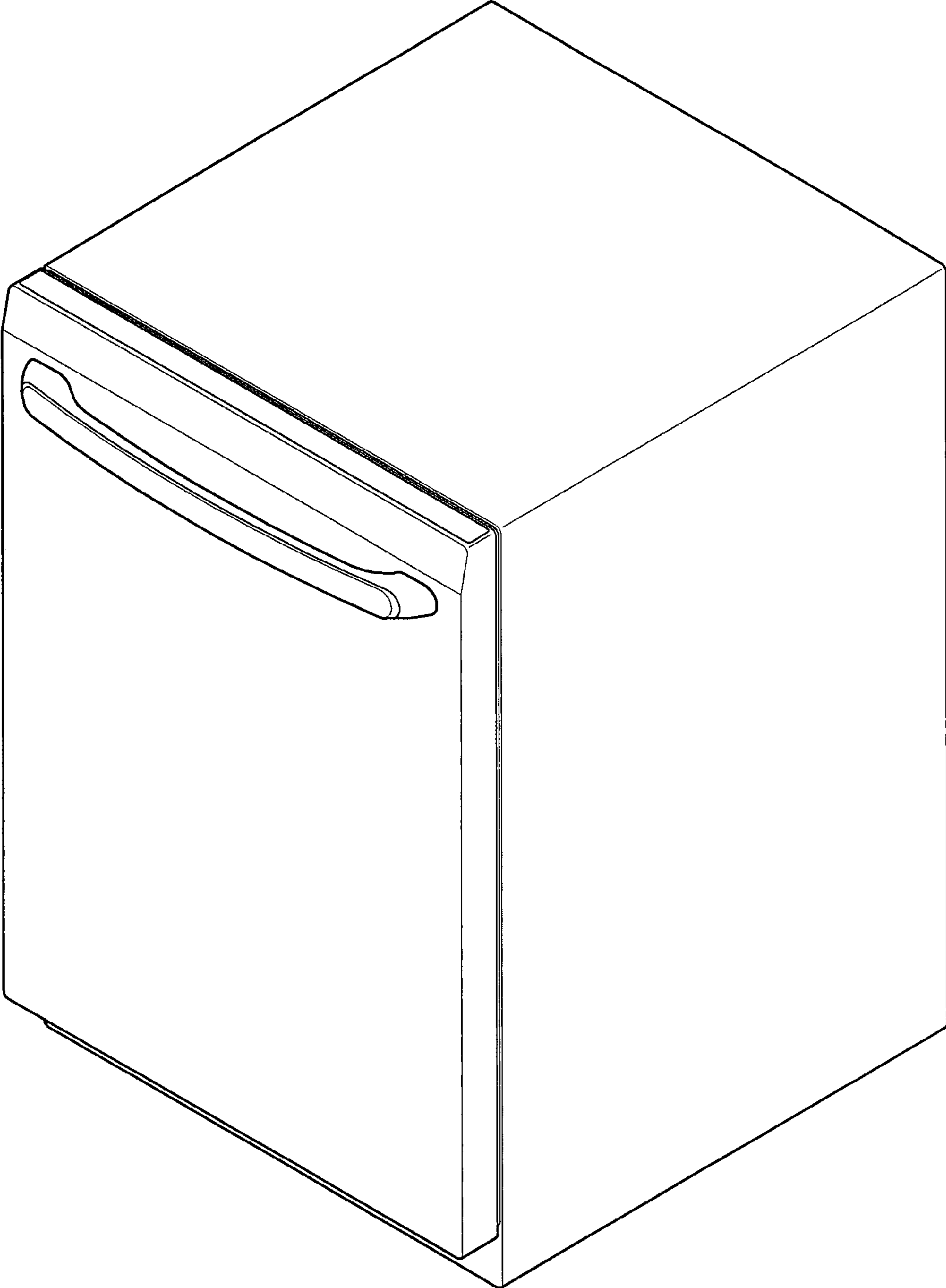


FIG. 2




FIG. 3




FIG. 4




FIG. 5




FIG. 6




FIG. 7

