

US00D571045S

(12) **United States Design Patent**  
**Griffin**

(10) **Patent No.:** **US D571,045 S**

(45) **Date of Patent:** **\*\* Jun. 10, 2008**

(54) **DENTAL FLOSS DISPENSING PACKAGE**

(75) Inventor: **Bradley P. Griffin**, Greenville, NC  
(US)

(73) Assignee: **Practicon, Inc.**, Greenville, NC (US)

(\*\*) Term: **14 Years**

(21) Appl. No.: **29/289,067**

(22) Filed: **Jul. 3, 2007**

(51) **LOC (8) Cl.** ..... **28-03**

(52) **U.S. Cl.** ..... **D28/66**

(58) **Field of Classification Search** ..... D28/65-68,  
D28/31, 56, 73, 91; D3/203.1, 205; 206/63.5;  
433/141, 146-147; 132/322-329; D24/152;  
242/137-138; D9/419-420, 422, 529  
See application file for complete search history.

(56) **References Cited**

**U.S. PATENT DOCUMENTS**

3,094,209	A	6/1963	Krupp	.....	206/63.5
4,327,755	A	5/1982	Endelson	.....	132/92 R
4,579,221	A	4/1986	Corella	.....	206/63.3
4,852,728	A	8/1989	Court	.....	206/63.5
4,881,560	A	11/1989	Blank et al.	.....	132/324
D309,959	S	8/1990	Endelson et al.	.....	D28/64
D312,710	S *	12/1990	Whittaker	.....	D28/66
5,076,423	A *	12/1991	Russack	.....	206/63.5
5,190,200	A	3/1993	Hammerlund	.....	225/42
D368,986	S *	4/1996	Haber et al.	.....	D28/66
5,566,692	A	10/1996	Thornton	.....	132/324
5,582,194	A	12/1996	Dolan	.....	132/321
5,649,659	A *	7/1997	Saunders	.....	225/39
5,678,580	A	10/1997	Sherman	.....	132/324
5,772,439	A	6/1998	Yamaoka et al.	.....	433/201.1
5,787,907	A	8/1998	Endelson	.....	132/321
D410,114	S *	5/1999	Carabello	.....	D28/66

D446,718	S *	8/2001	Anderson	.....	D9/422
D491,313	S *	6/2004	Schrott	.....	D28/66
2006/0283479	A1 *	12/2006	Kernot	.....	132/325

\* cited by examiner

*Primary Examiner*—Janice E. Seeger

*Assistant Examiner*—Zenia I Bennett

(74) *Attorney, Agent, or Firm*—Kennedy Covington Lobdell & Hickman, LLP

(57) **CLAIM**

The ornamental design for a dental floss dispensing package, as shown and described.

**DESCRIPTION**

FIG. 1 is a perspective view of a dental floss dispensing package showing a preferred embodiment of my new design;

FIG. 2 is a top view thereof;

FIG. 3 is a bottom view thereof;

FIG. 4 is a side view thereof;

FIG. 5 is a end view thereof;

FIG. 6 is a perspective view like FIG. 1 with the inner dispensing package removed partway from the outer sleeve;

FIG. 7 is a top view of the inner dispensing package;


FIG. 8 is a bottom view of the inner dispensing package; and,


FIG. 9 is a side view of the inner dispensing package.

The inner dispensing package is shown separately for convenience of illustration.


The floss is shown broken away to show indeterminate length.

**1 Claim, 9 Drawing Sheets**

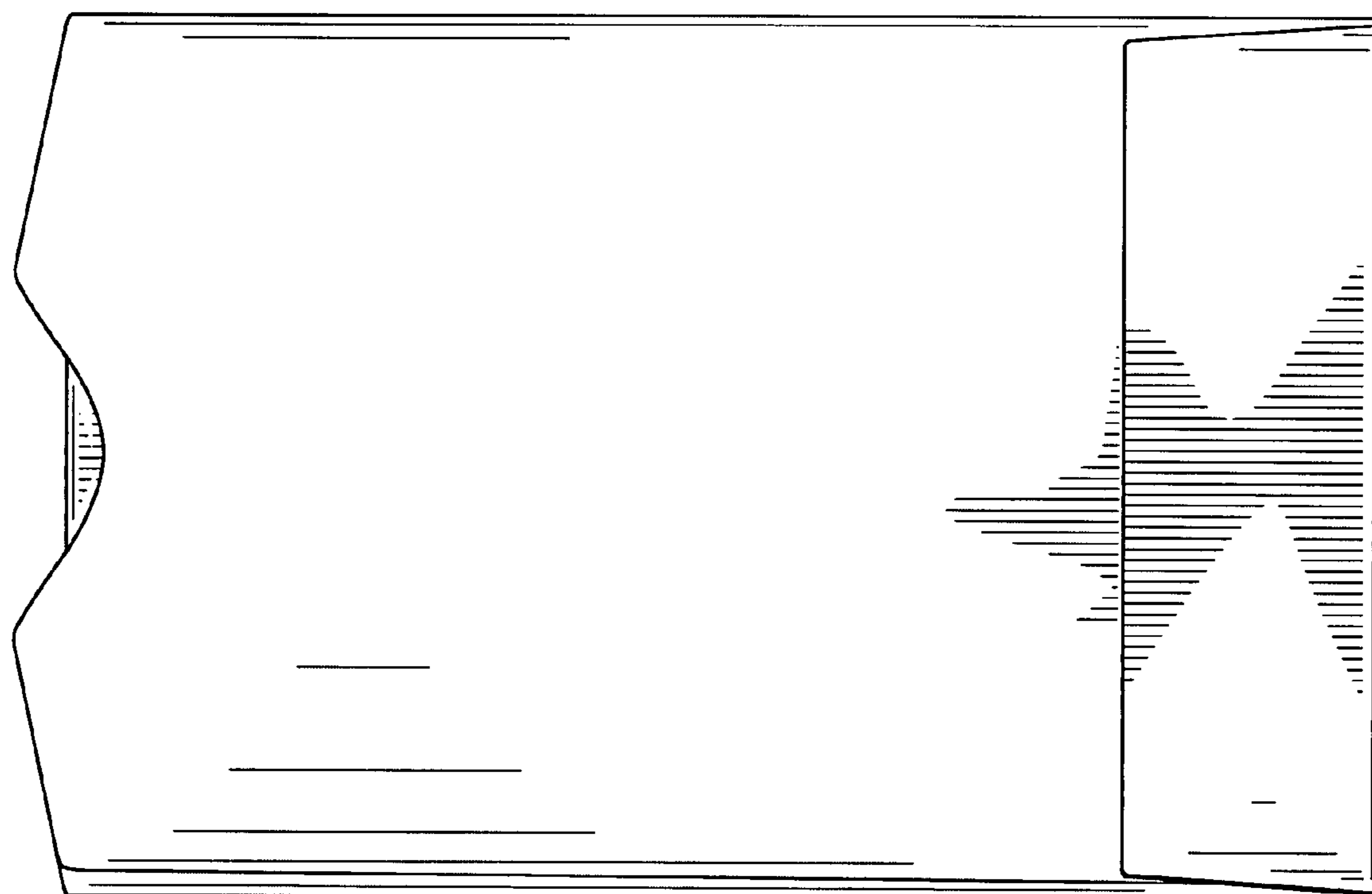





**FIG. 1**




**FIG. 2**



**FIG. 3**



**FIG. 4**



**FIG. 5**




FIG. 6

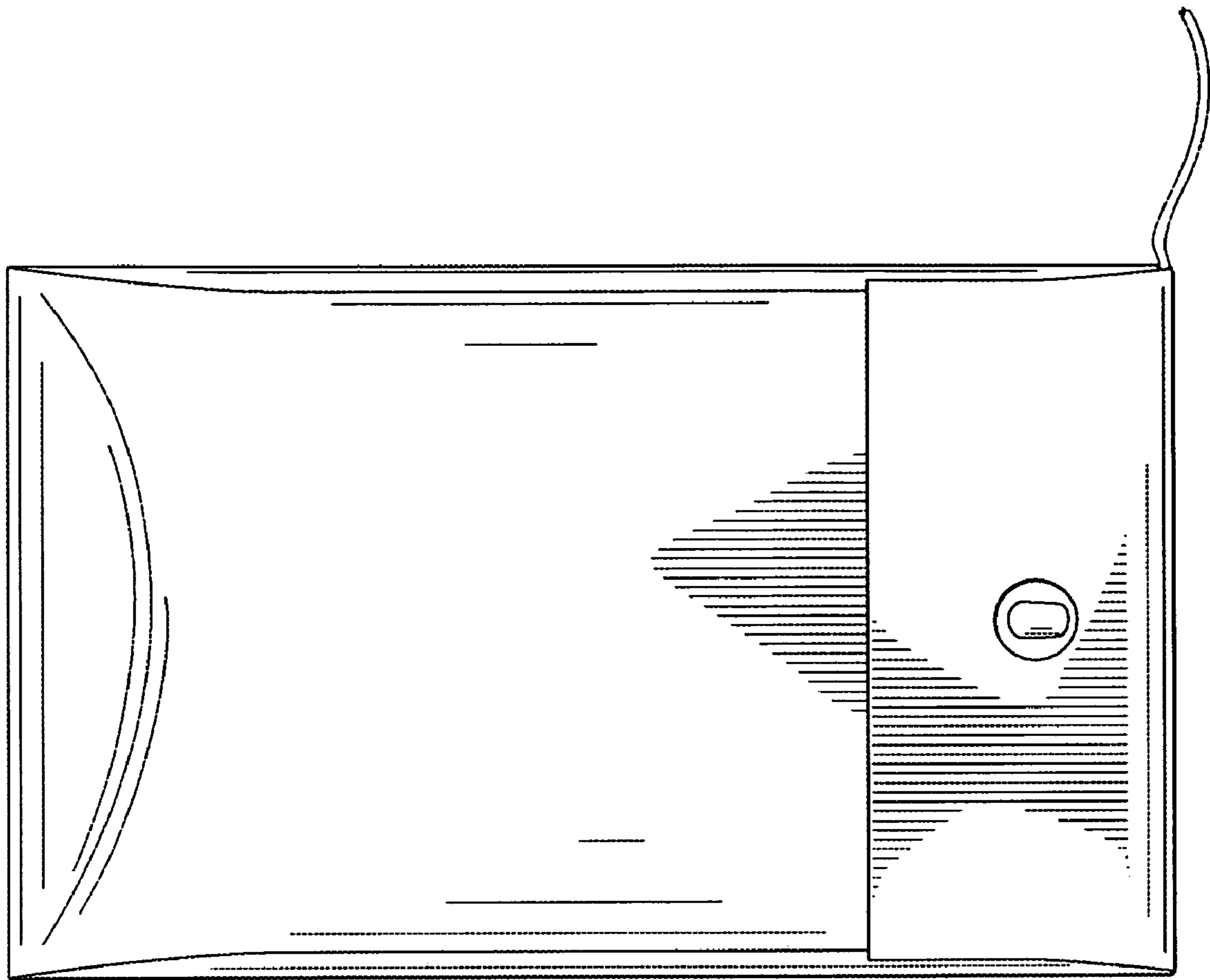
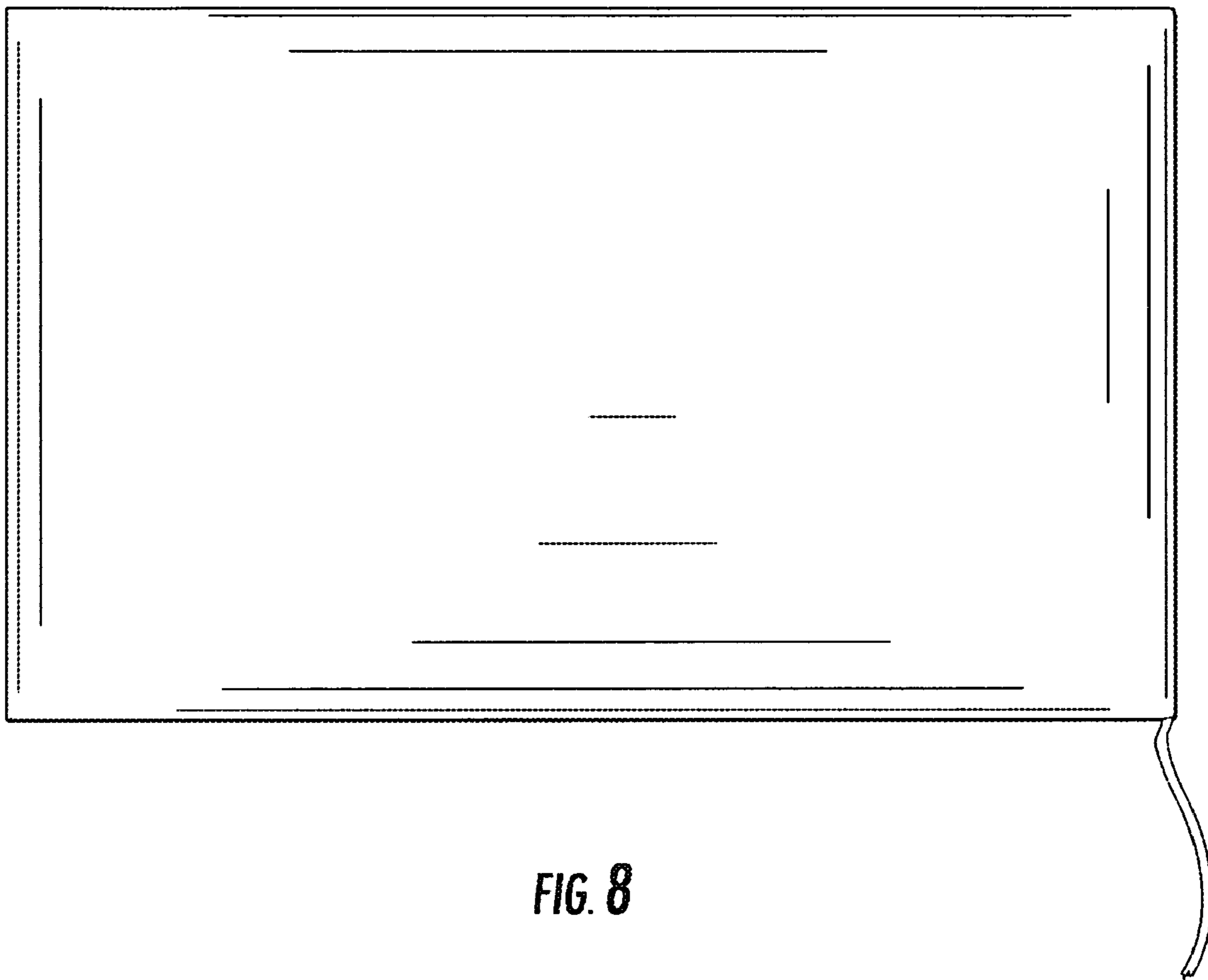
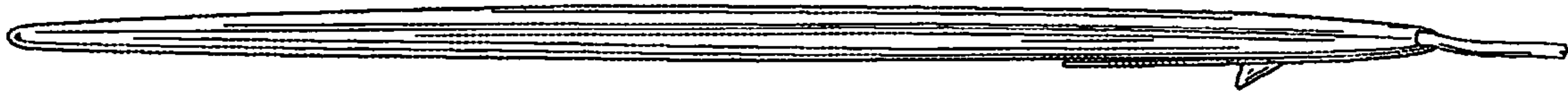


FIG. 7





**FIG. 8**



**FIG. 9**