

US00D571041S

(12) **United States Design Patent** (10) **Patent No.:** **US D571,041 S**
Schaeffer (45) **Date of Patent:** **** Jun. 10, 2008**

(54) **NAIL FILE**

2002/0157681 A1 10/2002 Blazek

(75) Inventor: **George W. Schaeffer**, Beverly Hills,
CA (US)

FOREIGN PATENT DOCUMENTS

EM 000403860-0002 11/2005
JP 408229 11/1976

(73) Assignee: **OPI Products, Inc.**, North Hollywood,
CA (US)

OTHER PUBLICATIONS

PLS-3 Nail File, Hong Kong Enterprises, Oct. 1989.*

(**) Term: **14 Years**

* cited by examiner

(21) Appl. No.: **29/298,165**

Primary Examiner—Jennifer Rivard

(22) Filed: **Nov. 29, 2007**

(74) *Attorney, Agent, or Firm*—Blakely, Sokoloff, Taylor & Zafman

Related U.S. Application Data

(63) Continuation of application No. 29/264,076, filed on
Aug. 2, 2006, now abandoned.

(57) **CLAIM**

The ornamental design for a nail file, as shown and
described.

(51) **LOC (8) Cl.** **28-03**

(52) **U.S. Cl.** **D28/59**

(58) **Field of Classification Search** 132/73,
132/73.5, 73.6, 75.3, 75.6, 76.2, 76.4, 76.5;
606/131; D28/56–59, 62; D24/147

See application file for complete search history.

DESCRIPTION

FIG. 1 is a perspective view of my nail file design.

FIG. 2 is a top plan view thereof.

FIG. 3 is a bottom plan view thereof.

FIG. 4 is a side elevation view thereof.

FIG. 5 is a side elevation view from the opposite side
thereof.

FIG. 6 is a rear elevation view thereof; and,

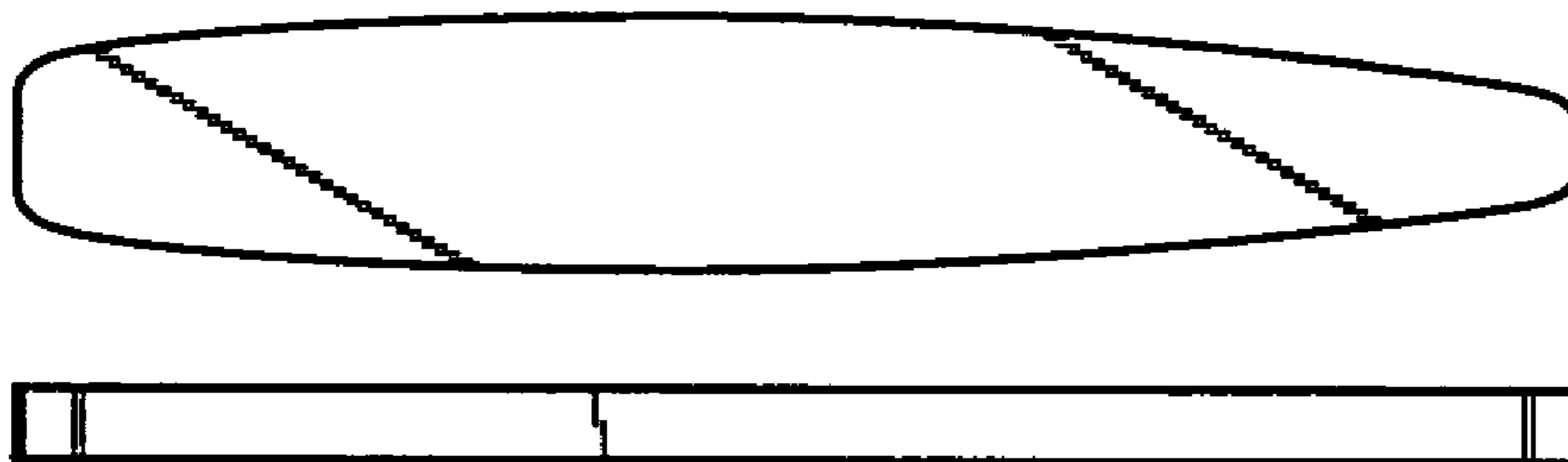
FIG. 7 is a front elevation view thereof.

(56) **References Cited**

U.S. PATENT DOCUMENTS

1,868,985 A 7/1932 Lyon
D314,068 S 1/1991 Sulik
D378,444 S 3/1997 Atkinson
D463,070 S 9/2002 Fracassi
D498,332 S 11/2004 Kwon

1 Claim, 1 Drawing Sheet



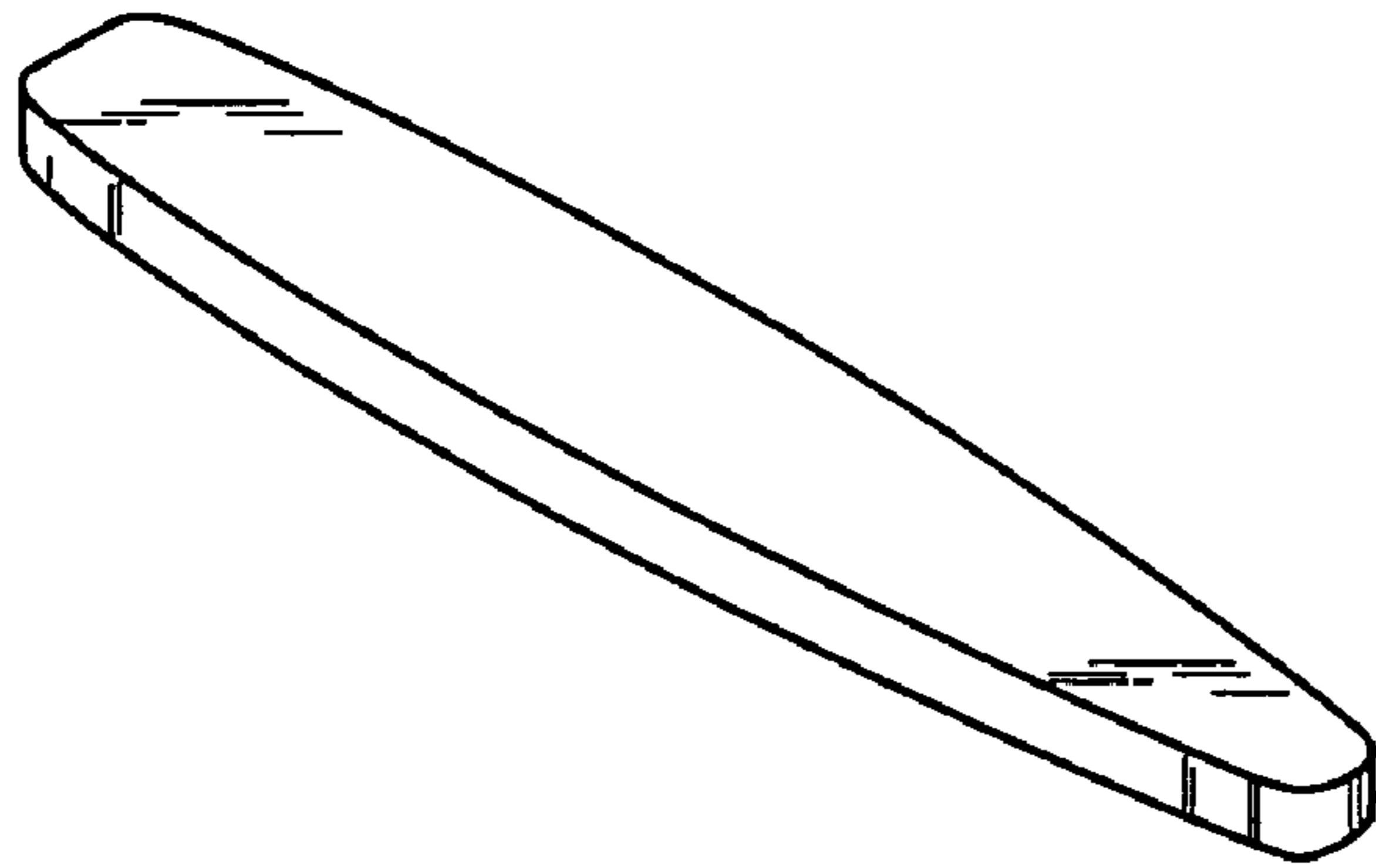


FIG. 1



FIG. 2



FIG. 3



FIG. 4




FIG. 5




FIG. 6



FIG. 7