



US00D571009S

(12) **United States Design Patent** (10) **Patent No.:** **US D571,009 S**  
**Smith et al.** (45) **Date of Patent:** **\*\* Jun. 10, 2008**

(54) **TROCAR**  
(75) Inventors: **James Smith**, Neutral Bay (AU); **John Donald Begg**, Forestville (AU)  
(73) Assignee: **Ventrassist Pty Ltd.**, Chatswood (AU)  
(\*\*) Term: **14 Years**

(21) Appl. No.: **29/265,970**  
(22) Filed: **Sep. 12, 2006**

(30) **Foreign Application Priority Data**  
Aug. 31, 2006 (AU) ..... 13922/06

(51) **LOC (8) Cl.** ..... **24-02**  
(52) **U.S. Cl.** ..... **D24/146**  
(58) **Field of Classification Search** ..... D24/146,  
D24/147, 133; D8/98, 99, 107; 606/166,  
606/167, 161, 181, 182, 184, 170; 600/566,  
600/567; 30/151, 160, 162, 329, 333, 335,  
30/337, 295, 282, 286; D7/649; 604/164.12  
See application file for complete search history.

(56) **References Cited**  
U.S. PATENT DOCUMENTS  
D255,048 S \* 5/1980 Miller ..... D24/147  
D258,237 S \* 2/1981 Anspach ..... D24/146  
D286,567 S \* 11/1986 Lichtman et al. .... D24/147  
4,877,026 A \* 10/1989 de Laforcade ..... 606/171

5,104,382 A \* 4/1992 Brinkerhoff et al. ... 604/164.12  
5,147,376 A \* 9/1992 Pianetti ..... 606/170  
D349,574 S \* 8/1994 Metcalf et al. .... D24/146  
5,720,761 A \* 2/1998 Kaali ..... 606/185  
5,922,000 A \* 7/1999 Chodorow ..... 606/167  
D456,509 S \* 4/2002 Schultz ..... D24/133  
D483,870 S \* 12/2003 Scheller et al. .... D24/146  
2001/0029387 A1 \* 10/2001 Wolf et al. .... 606/184

\* cited by examiner  
*Primary Examiner*—Ian Simmons  
*Assistant Examiner*—Carissa C Fitts  
(74) *Attorney, Agent, or Firm*—Kaplan Gilman Gibson & Dernier LLP

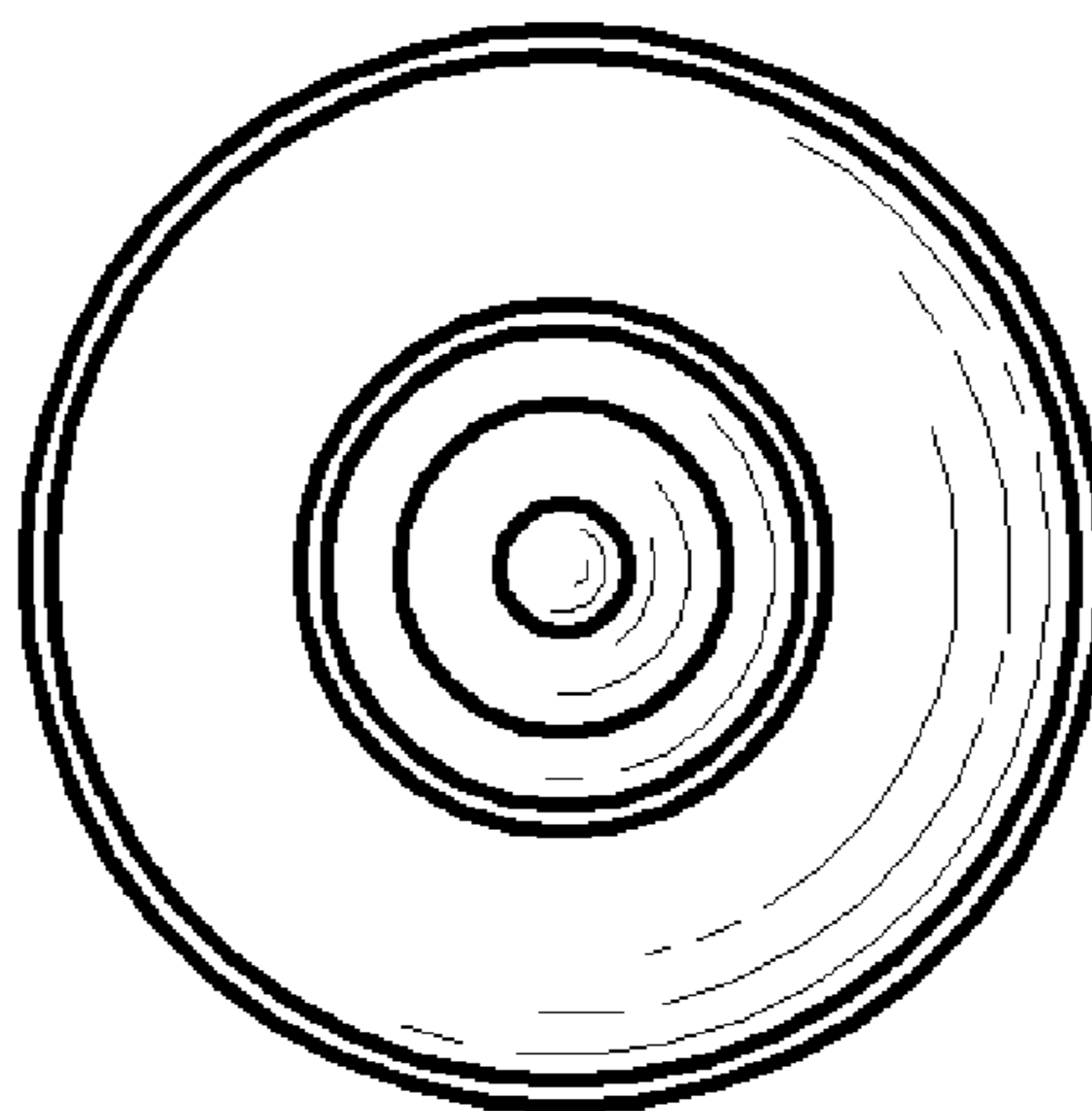
(57) **CLAIM**

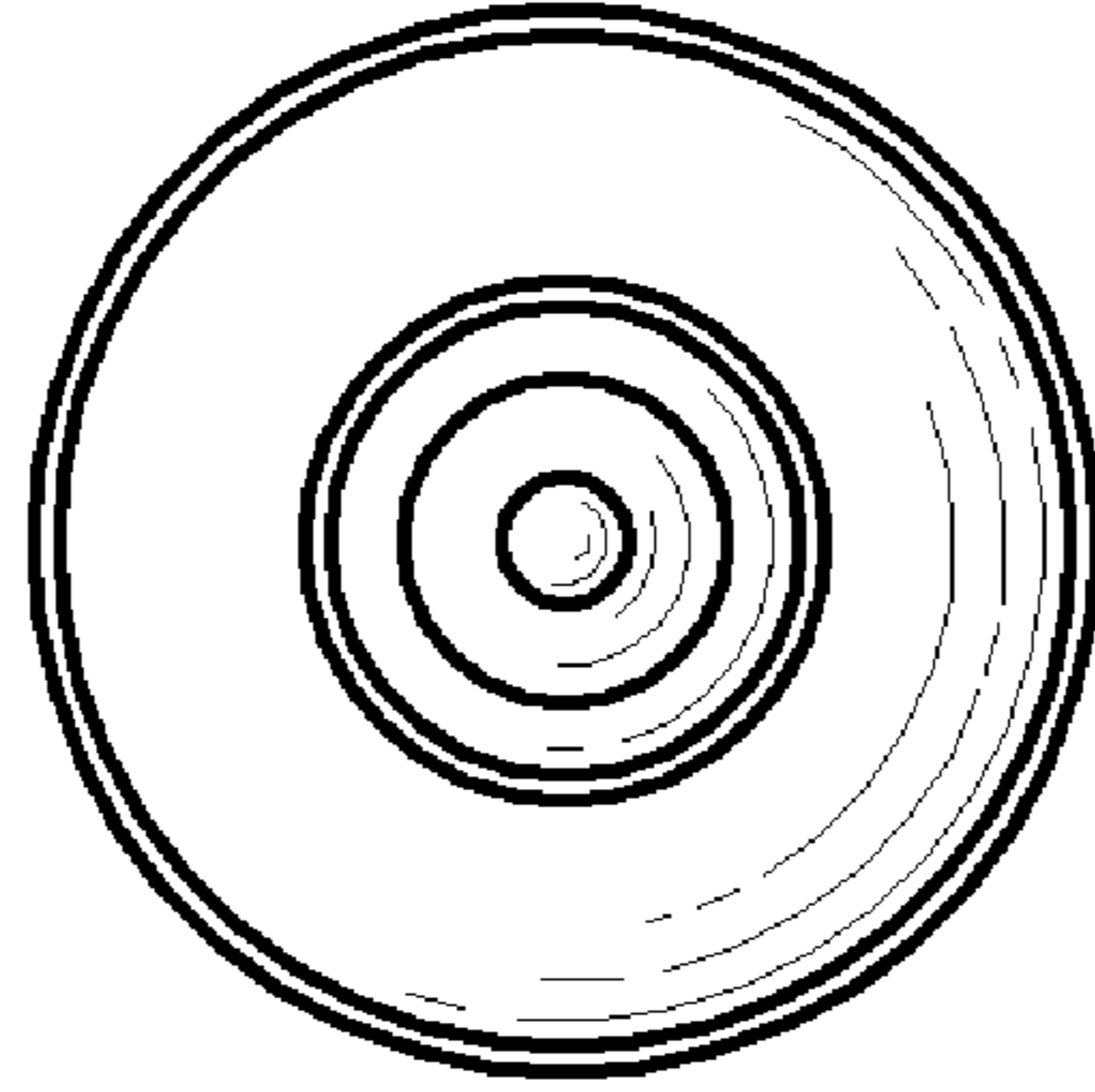
The ornamental design for a trocar, substantially as shown and described.

**DESCRIPTION**

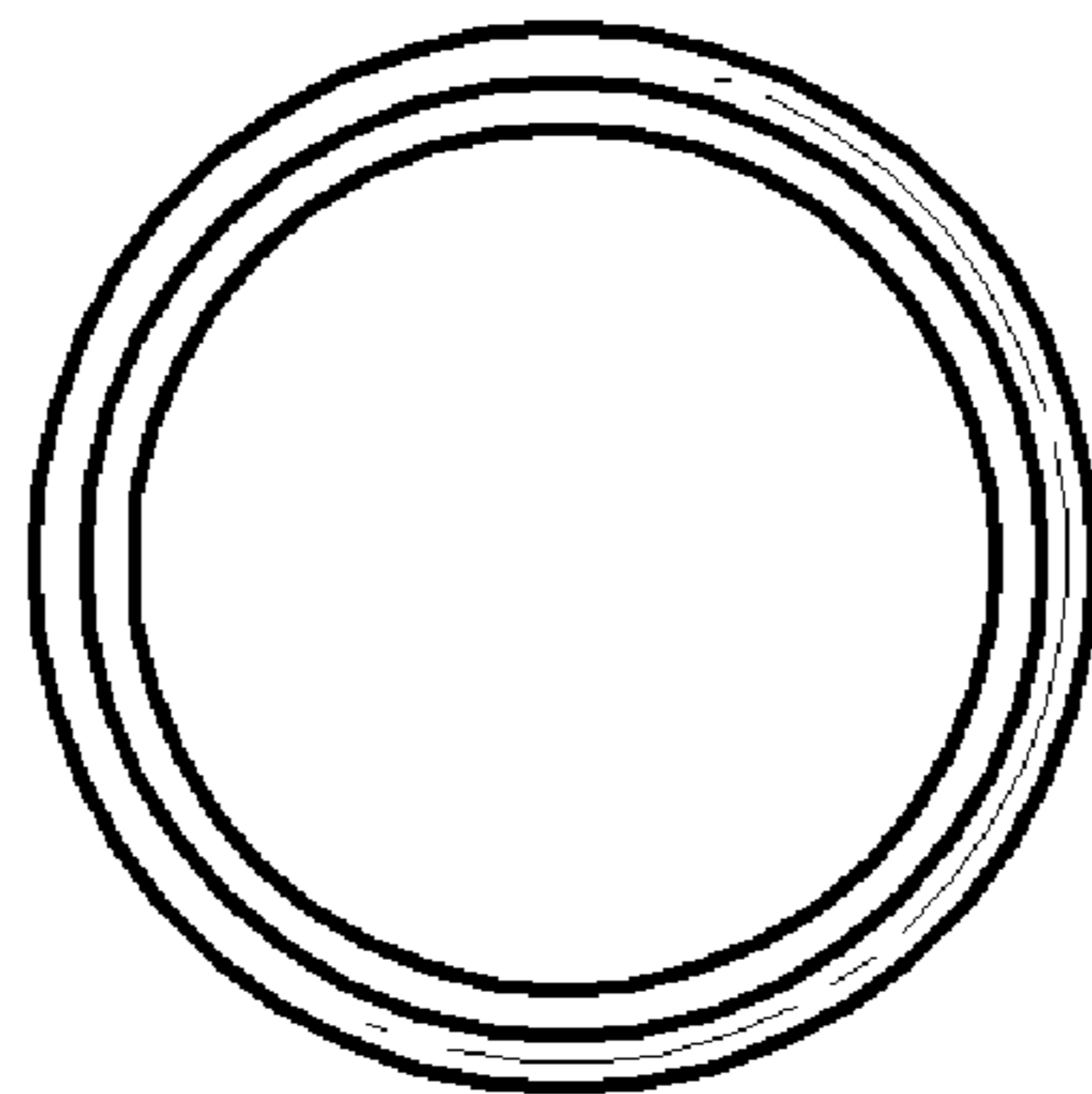
FIG. 1 is a front view of the trocar;  
FIG. 2 is a back view of the trocar;  
FIG. 3 is a top view of the trocar;  
FIG. 4 is a bottom view of the trocar;  
FIG. 5 is a perspective view of the trocar;  
FIG. 6 is a left view of the trocar; and,  
FIG. 7 is a right view of the trocar.

**1 Claim, 6 Drawing Sheets**

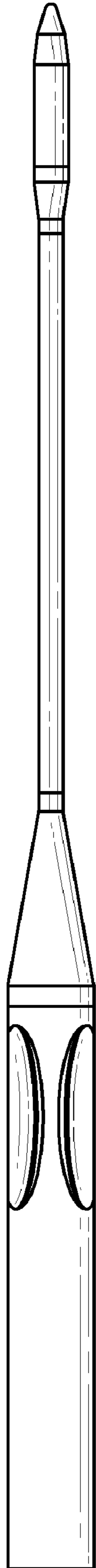




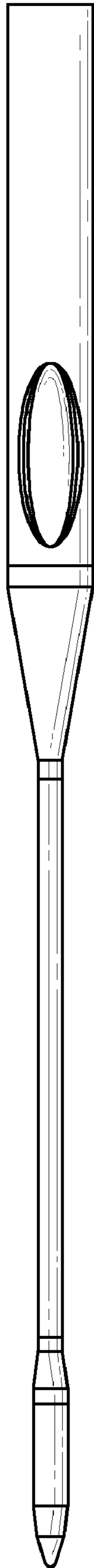
*FIG. 1*



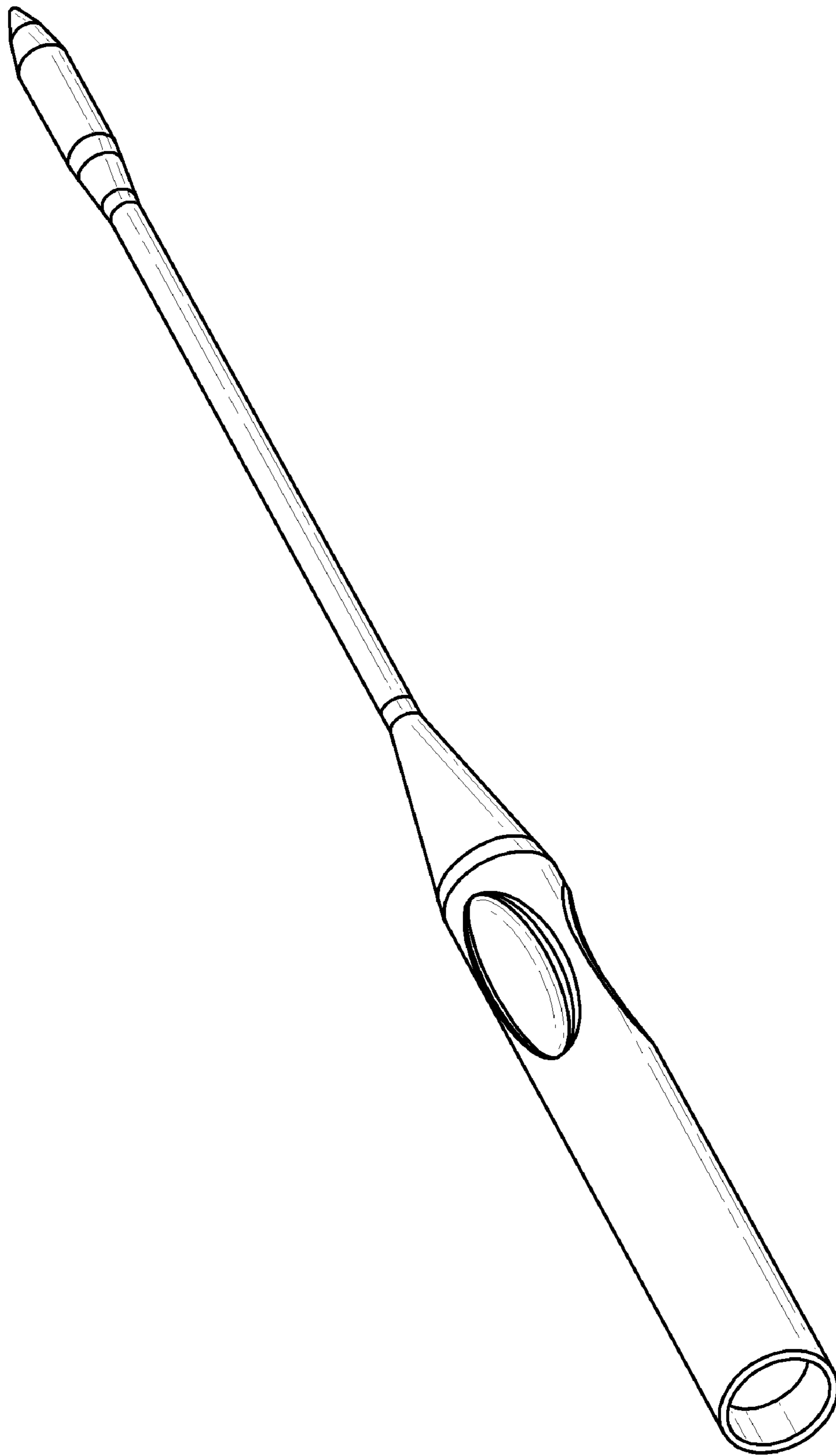
*FIG. 2*



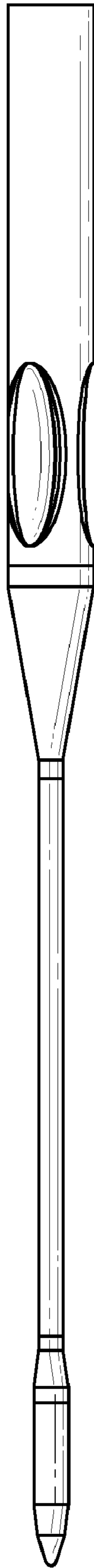
*FIG. 3*



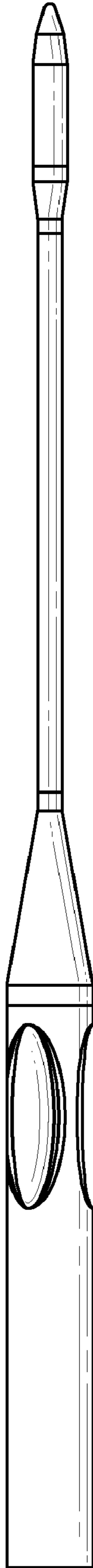
*FIG. 4*



*FIG. 5*



*FIG. 6*



*FIG. 7*