

US00D570988S

(12) **United States Design Patent**
Cink et al.

(10) **Patent No.:** **US D570,988 S**
(45) **Date of Patent:** **** Jun. 10, 2008**

(54) **HEAT EXCHANGER**

(75) Inventors: **David M. Cink**, Sun Prairie, WI (US);
Vincent Yu, Madison, WI (US);
Kenneth C. Gehring, Cottage Grove,
WI (US)

(73) Assignee: **Bou-matic Technologies Corporation**,
Houston, TX (US)

(**) Term: **14 Years**

(21) Appl. No.: **29/302,572**

(22) Filed: **Jan. 18, 2008**

(51) **LOC (8) Cl.** **23-03**

(52) **U.S. Cl.** **D23/386**

(58) **Field of Classification Search** D23/386,
D23/393, 330, 323, 499, 341, 354, 370, 387,
D23/328, 355, 356, 359, 399, 314; 165/58,
165/59, 66, 104.11, 104.13, 177, 164-167,
165/102, 43; 422/198; 454/237, 231-234,
454/236, 333; 62/419; 237/778 R

See application file for complete search history.

(56) **References Cited**

U.S. PATENT DOCUMENTS

1,863,056 A * 6/1932 Kuenstler D23/330
2,725,726 A * 12/1955 Swanson 62/419
3,115,757 A * 12/1963 Day 62/419
D253,067 S * 10/1979 Hartley D23/399
D264,708 S * 6/1982 Lesyk D23/330

D264,709 S * 6/1982 Lesyk D23/330
D276,933 S * 12/1984 Welch et al. D23/386
D282,870 S * 3/1986 Benning et al. D23/314
5,159,819 A * 11/1992 Wong 62/419
D360,258 S * 7/1995 Shellenberger D23/386
6,168,765 B1 * 1/2001 Romatier et al. 422/198
6,953,081 B2 * 10/2005 Klingler et al. 165/43
2006/0021742 A1 * 2/2006 Lee et al. 165/166

* cited by examiner

Primary Examiner—Louis S Zarfaz

Assistant Examiner—David G Muller

(74) *Attorney, Agent, or Firm*—Andrus, Scales, Starke &
Sawall, LLP

(57) **CLAIM**

We claim the ornamental design for a heat exchanger, as
shown and described.

DESCRIPTION

FIG. 1 is a perspective view of a heat exchanger, showing
our design;

FIG. 2 is a side view thereof;

FIG. 3 is a front view thereof;

FIG. 4 is a top view thereof; and,

FIG. 5 is a bottom view thereof.

The broken line showing of parts of the drawings is included
for the purpose of illustrating use and environment and
forms no part of the claimed design.

1 Claim, 5 Drawing Sheets

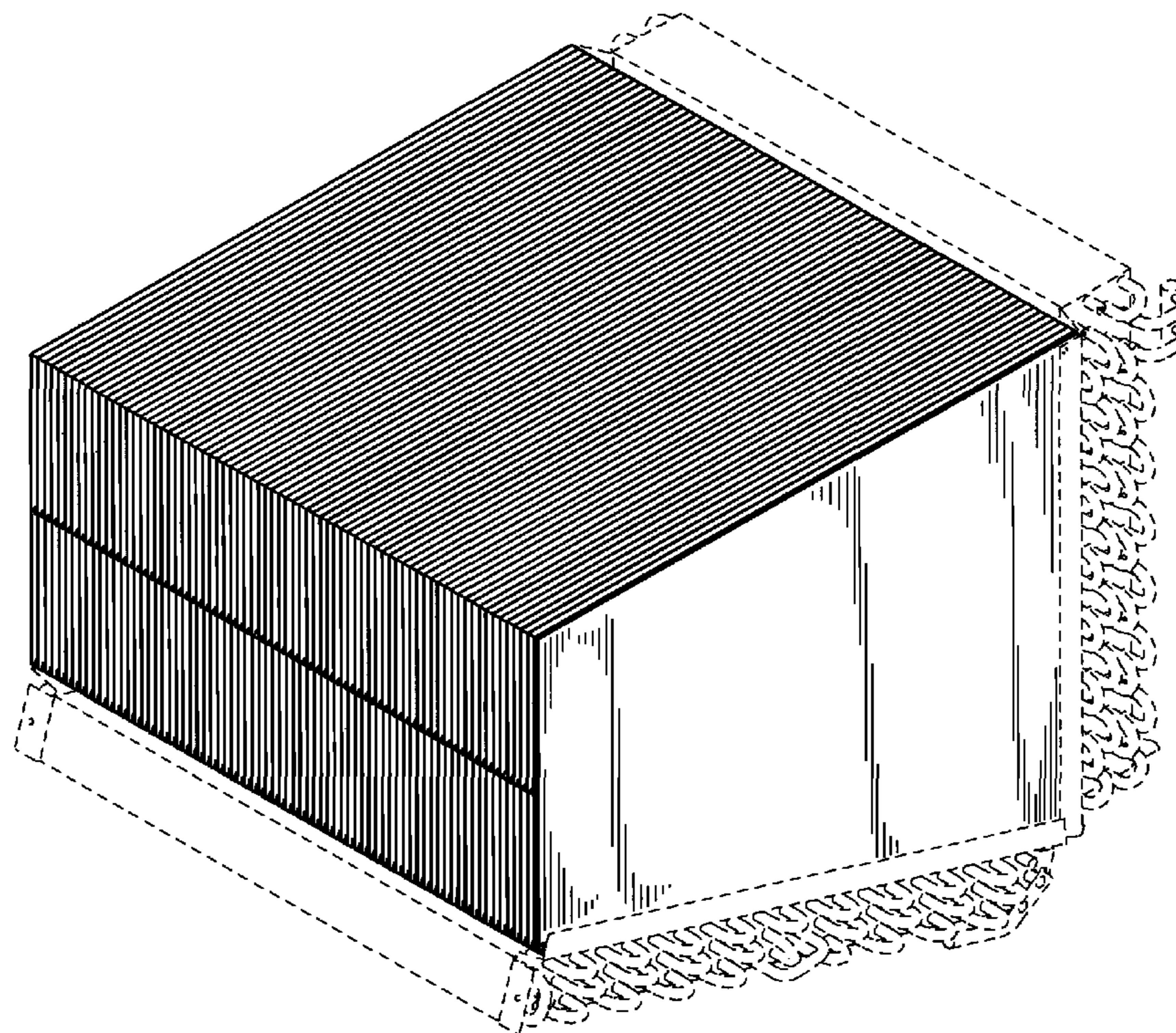
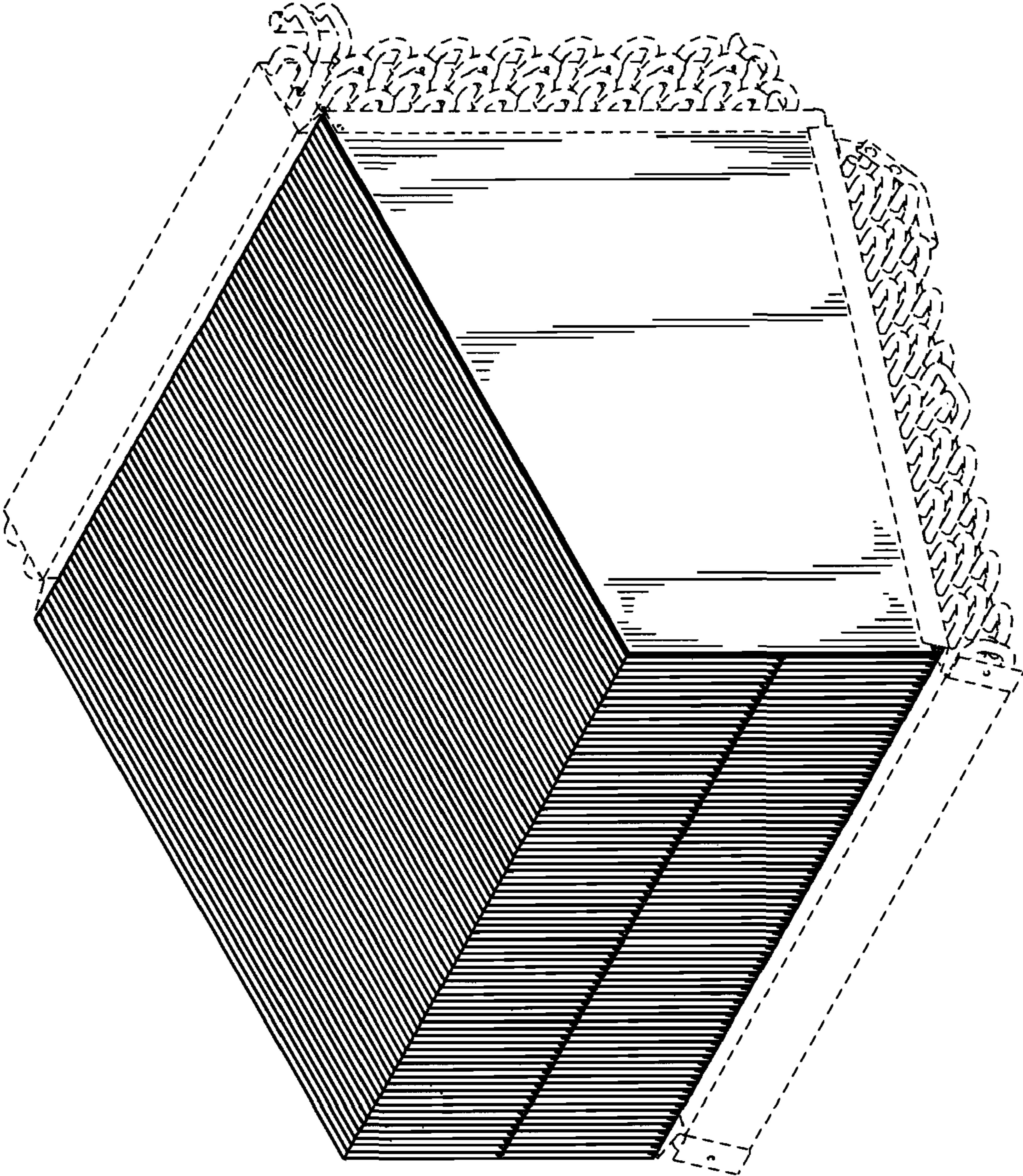


FIG. 1



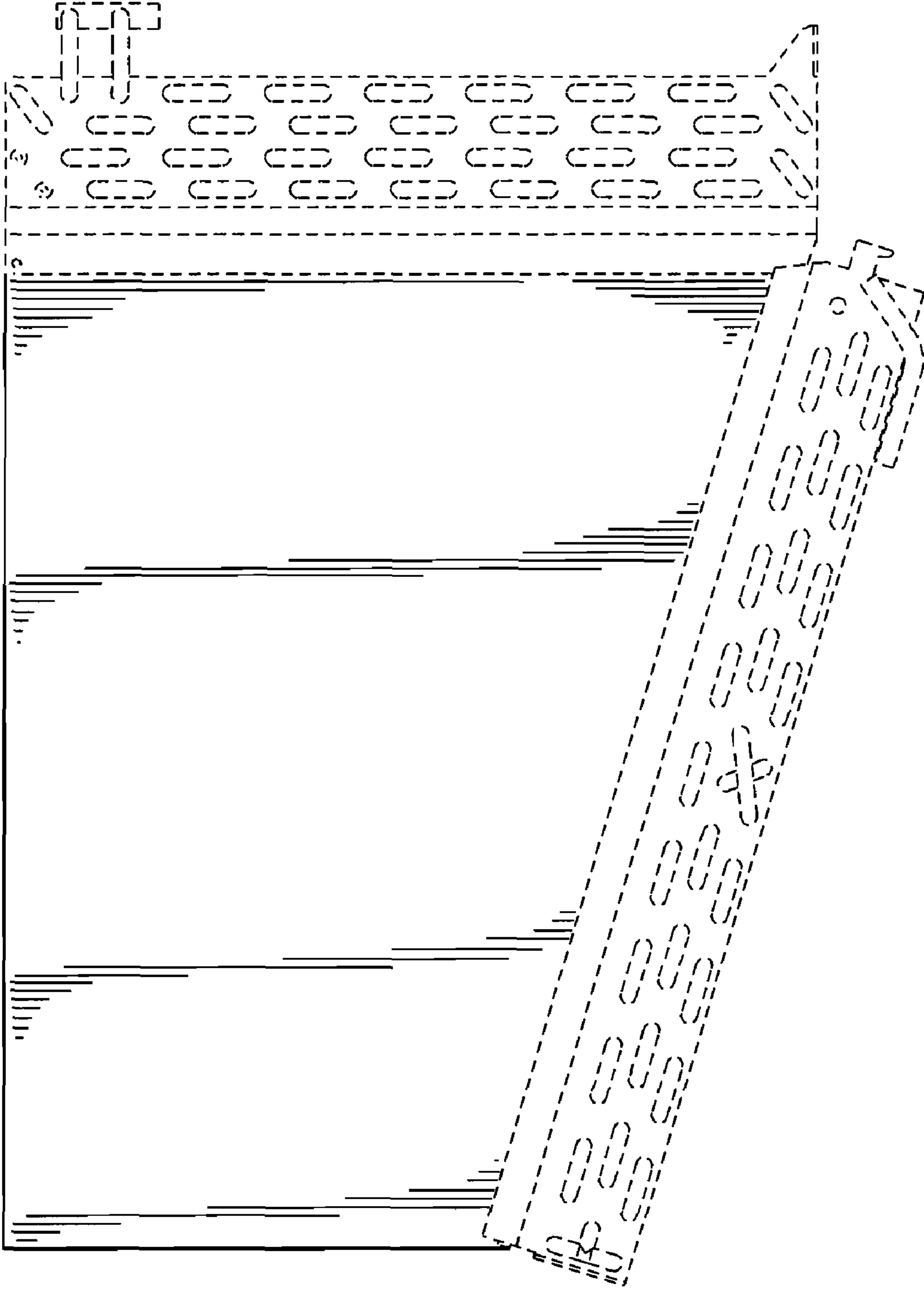


FIG. 2




FIG. 3




FIG. 4

FIG. 5

