



US00D570982S

(12) **United States Design Patent**
Phillips

(10) **Patent No.:** **US D570,982 S**
(45) **Date of Patent:** **** Jun. 10, 2008**

(54) **RANGE HOOD**

(76) **Inventor:** **Wendell Michael Phillips**, 4027 County Line Road 5, Divide, CO (US) 80814

(**) **Term:** **14 Years**

(21) **Appl. No.:** **29/264,369**

(22) **Filed:** **Aug. 8, 2006**

(51) **LOC (8) Cl.** **23-04**

(52) **U.S. Cl.** **D23/372**

(58) **Field of Classification Search** D23/372, D23/371, 370; D7/406; 126/299 D, 299 R
See application file for complete search history.

(56) **References Cited**

U.S. PATENT DOCUMENTS

D315,204 S	*	3/1991	Fleming et al.	D23/372
D318,111 S		7/1991	Galassi		
D436,658 S		1/2001	Goulet		
D451,587 S		12/2001	Goulet		
D452,557 S		12/2001	Tamura		

* cited by examiner

Primary Examiner—Lisa Lichtenstein

(74) *Attorney, Agent, or Firm*—Brenda L. Speer, LLC;
Brenda L. Speer

(57) **CLAIM**

The ornamental design for a range hood, as shown and described.

DESCRIPTION

FIG. 1 is a perspective view of a range hood showing my new design;

FIG. 2 is a top plan view of the range hood;

FIG. 3 is a side view of the range hood;

FIG. 4 is an end view of the range hood;

FIG. 5 is a perspective view of a filter element of the range hood, shown separately for clarity of illustration;

FIG. 6 is a bottom plan view of the filter element of the range hood, shown separately for clarity of illustration;

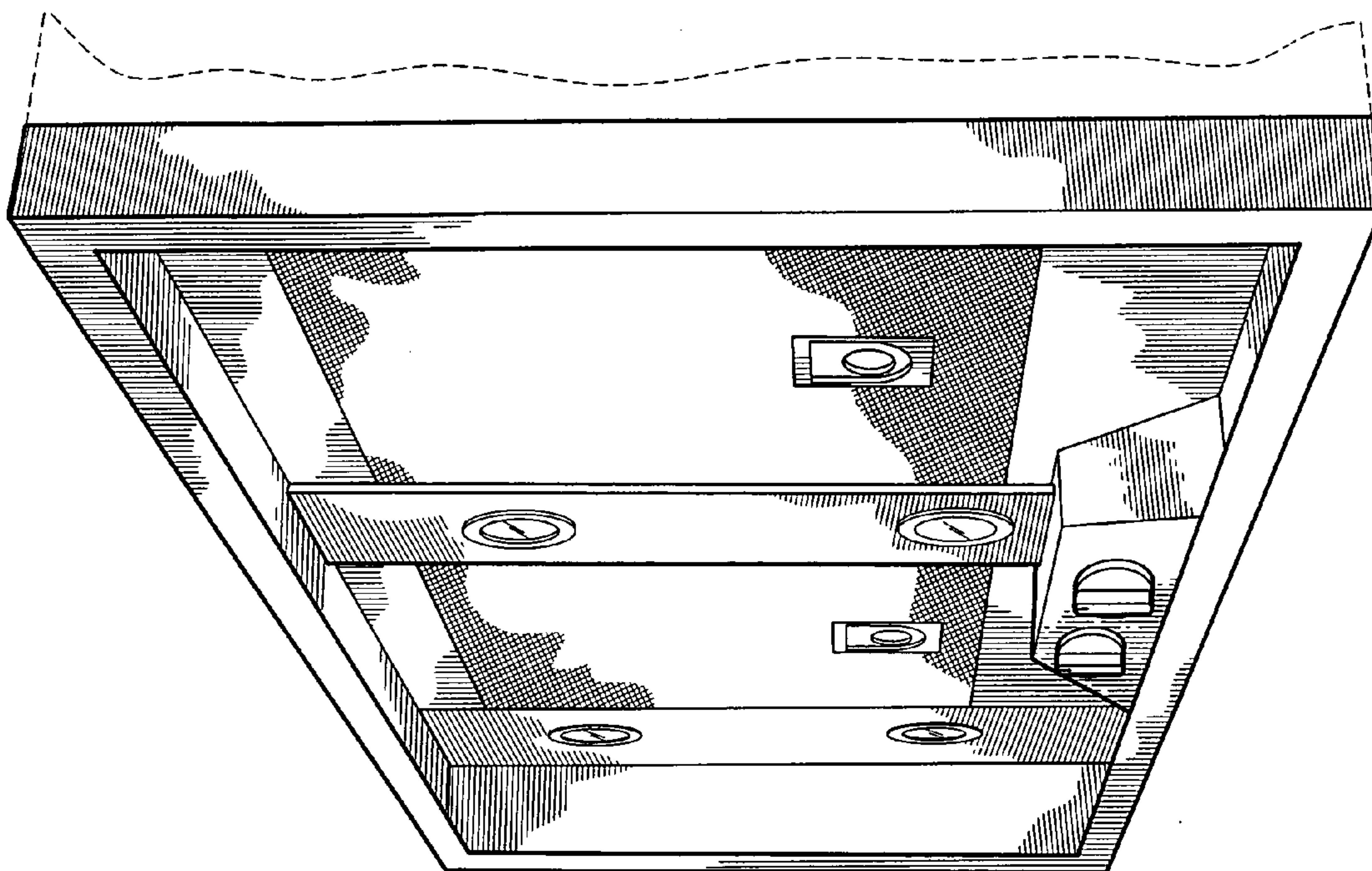
FIG. 7 is a top plan view of the filter element of the range hood, shown separately for clarity of illustration;

FIG. 8 is an end view of the filter element of the range hood, shown separately for clarity of illustration; and,

FIG. 9 is a side view of the filter element of the range hood, shown separately for clarity of illustration.

The broken line showing of environmental structure in FIGS. 1, 3 and 4 is for illustrative purposes only and forms no part of the claimed design.

1 Claim, 4 Drawing Sheets



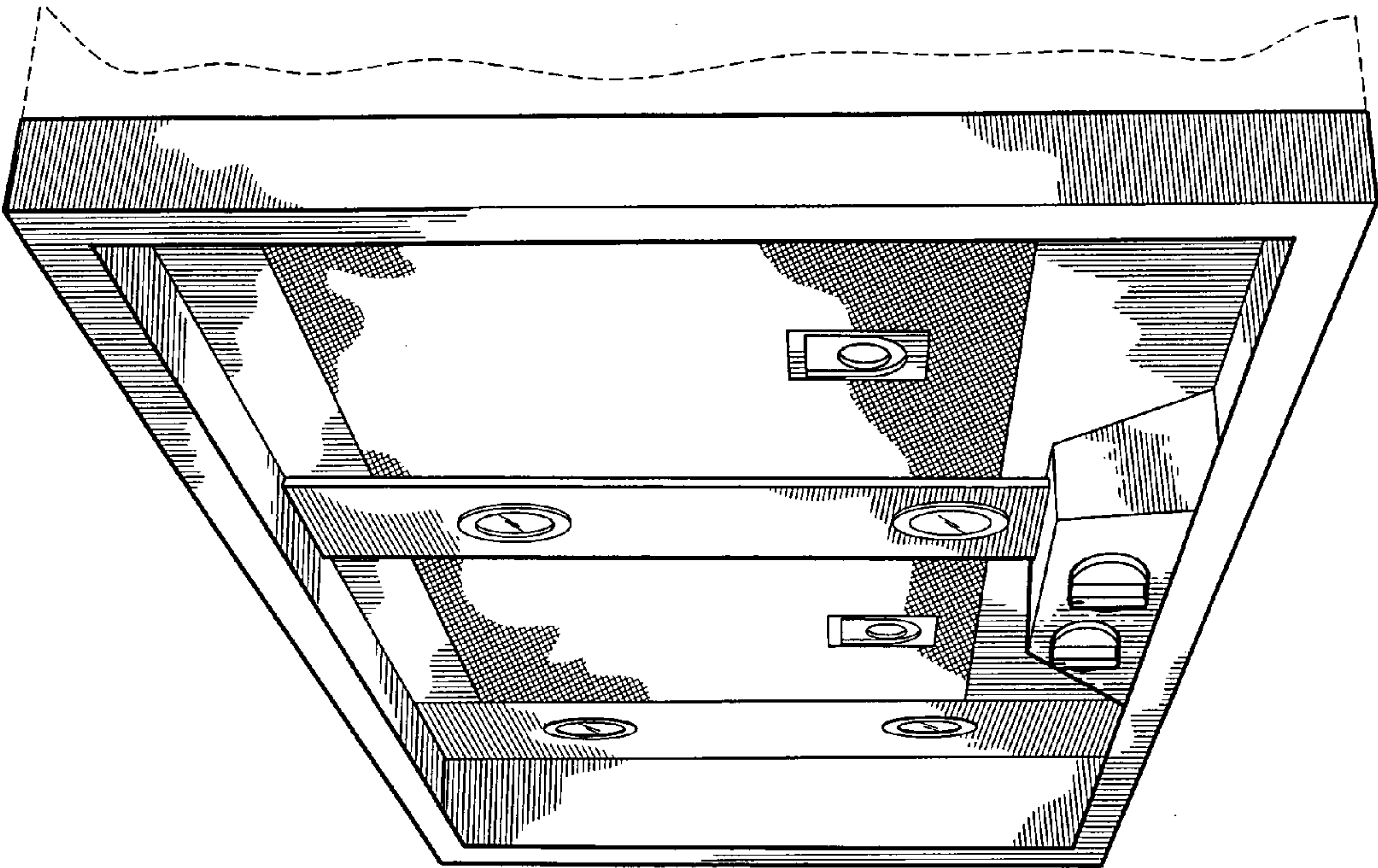


FIG. 1

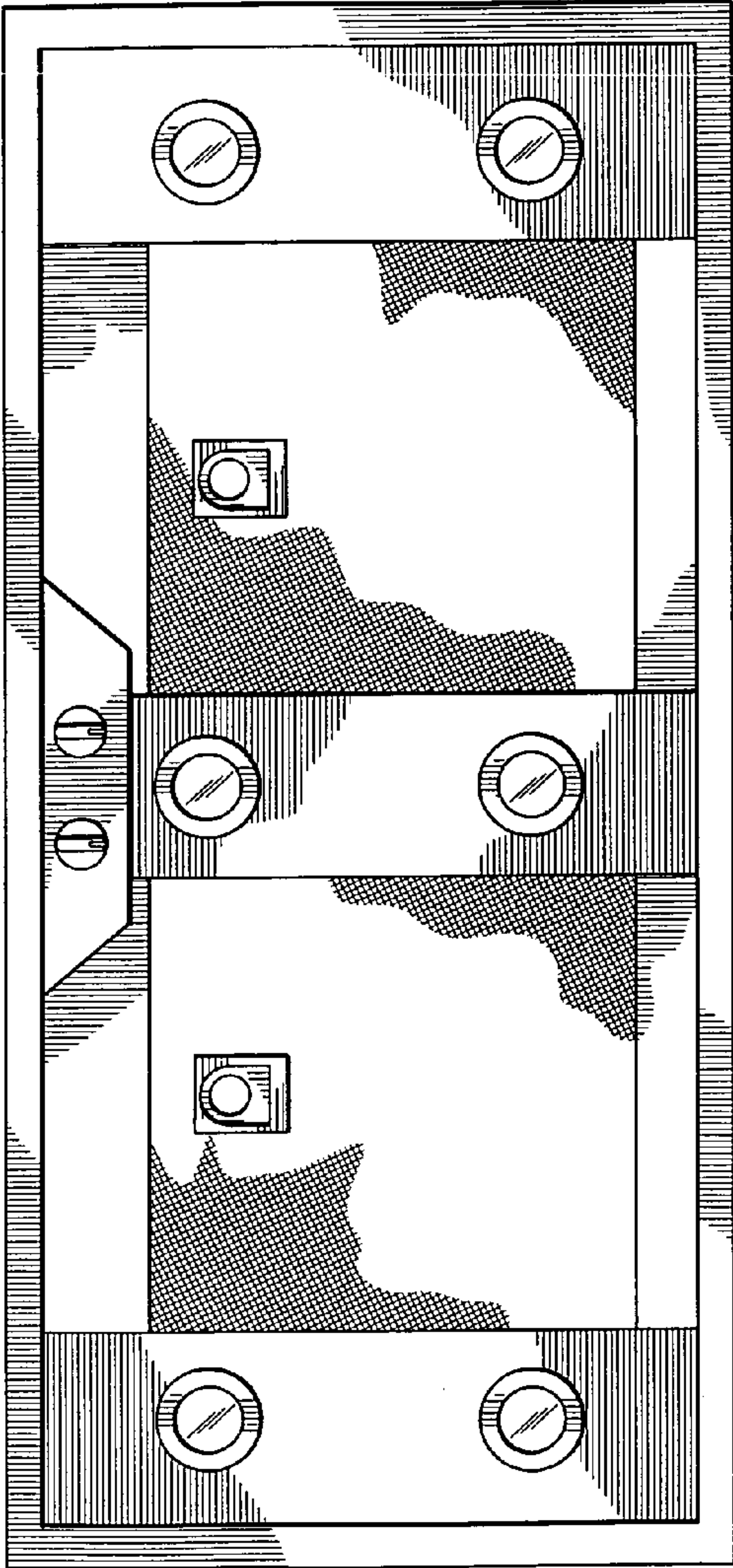


FIG. 2



FIG. 3




FIG. 4




FIG. 6




FIG. 5



FIG. 8




FIG. 7



FIG. 9