



US00D570973S

(12) **United States Design Patent**  
**Nanbu et al.**

(10) **Patent No.: US D570,973 S**  
(45) **Date of Patent: \*\* Jun. 10, 2008**

(54) **GAS WATER HEATER**

(75) Inventors: **Teizo Nanbu**, Kobe (JP); **Tomofumi Kinugasa**, Hyogo (JP); **Akira Tsutsumi**, Himeji (JP); **Satoshi Kawaguchi**, Akashi (JP)

(73) Assignee: **Noritz Corporation** (JP)

(\*\*) Term: **14 Years**

(21) Appl. No.: **29/272,520**

(22) Filed: **Feb. 9, 2007**

(30) **Foreign Application Priority Data**

Sep. 20, 2006 (JP) ..... 2006-025079

(51) **LOC (8) Cl.** ..... **23-03**

(52) **U.S. Cl.** ..... **D23/318**

(58) **Field of Classification Search** ..... D23/308,  
D23/309, 320, 321, 322, 323, 314, 332; 237/8 R,  
237/8 B, 9 R, 16, 56, 61, 62, 78 A; 392/362,  
392/365, 366, 373-376, 67, 482; 431/12;  
122/19.2, 18.5, 234

See application file for complete search history.

(56) **References Cited**

**U.S. PATENT DOCUMENTS**

2,603,546	A *	7/1952	Lais	.....	312/100
3,659,560	A *	5/1972	Carter	.....	122/19.2
4,567,350	A *	1/1986	Todd, Jr.	.....	392/486
5,247,908	A *	9/1993	Williamson	.....	392/451
5,769,033	A *	6/1998	Petty et al.	.....	122/14.3
D483,451	S *	12/2003	Yamamoto et al.	.....	D23/320
D483,452	S *	12/2003	Yamamoto et al.	.....	D23/230
D483,453	S *	12/2003	Yamamoto et al.	.....	D23/320

D483,844	S *	12/2003	Yamamoto et al.	.....	D23/320
7,088,915	B1 *	8/2006	Sturm et al.	.....	392/466
D532,498	S *	11/2006	Maegawa et al.	.....	D23/318
D533,928	S *	12/2006	Maegawa et al.	.....	D23/318
7,164,851	B2 *	1/2007	Sturm et al.	.....	392/463
7,206,506	B2 *	4/2007	Sturm	.....	392/478
2006/0222349	A1 *	10/2006	Sturm et al.	.....	392/463
2006/0291838	A1 *	12/2006	Sturm et al.	.....	392/482
2007/0108306	A1 *	5/2007	Ando	.....	237/56
2007/0126320	A1 *	6/2007	Huang	.....	312/236
2007/0205293	A1 *	9/2007	Kwak	.....	236/21 B
2007/0240703	A9 *	10/2007	Bourke	.....	126/599

\* cited by examiner

*Primary Examiner*—Robert M. Spear

*Assistant Examiner*—Ania K Dworzecka

(74) *Attorney, Agent, or Firm*—Wood, Phillips, Katz, Clark & Mortimer

(57) **CLAIM**

The ornamental design for a gas water heater, as shown and described.

**DESCRIPTION**

FIG. 1 is a front elevation view of our design for a gas water heater;

FIG. 2 is a rear elevation view thereof;

FIG. 3 is a right side elevation view thereof;

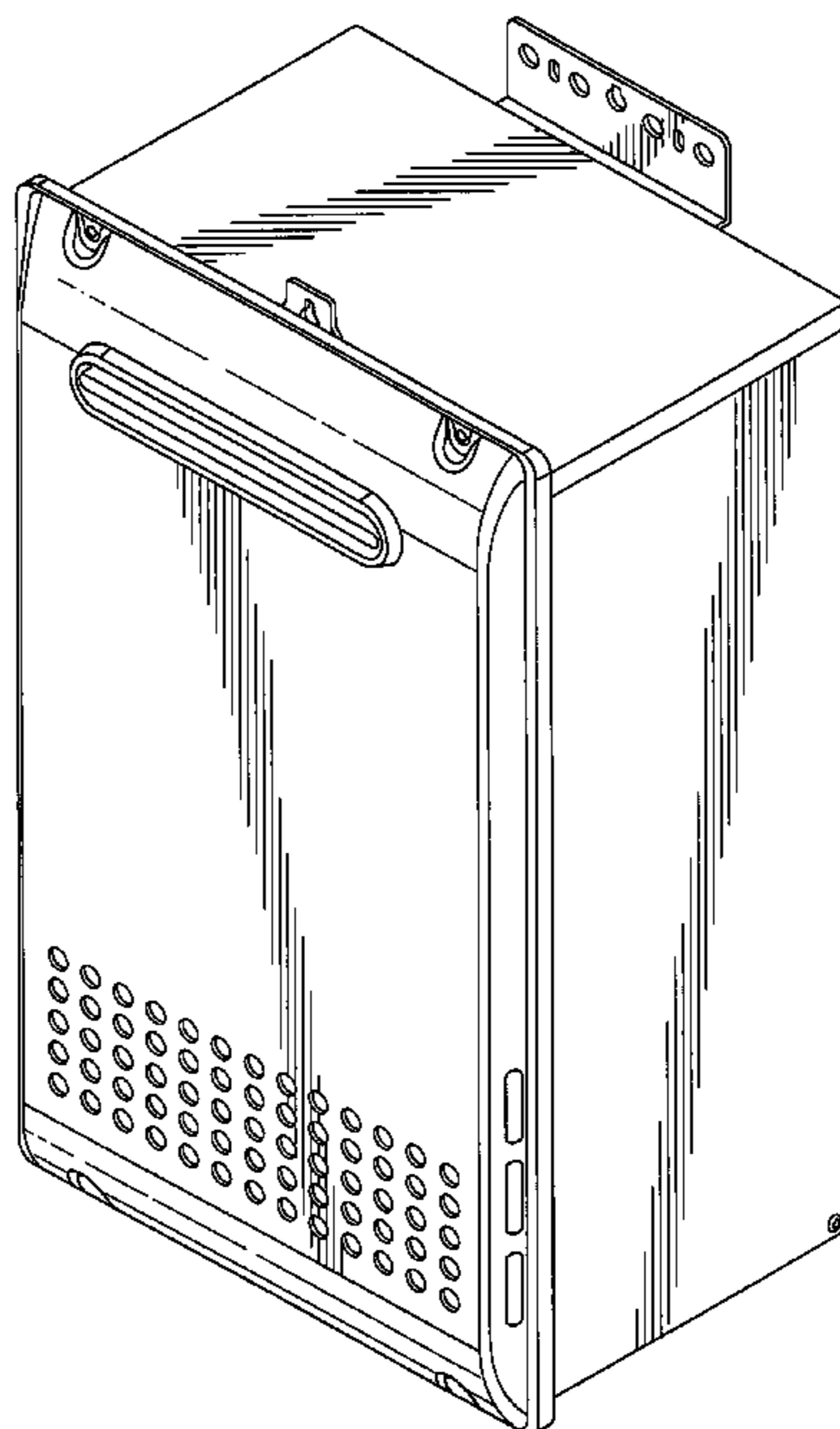
FIG. 4 is a left side elevation view thereof;

FIG. 5 is a top, plan view thereof;

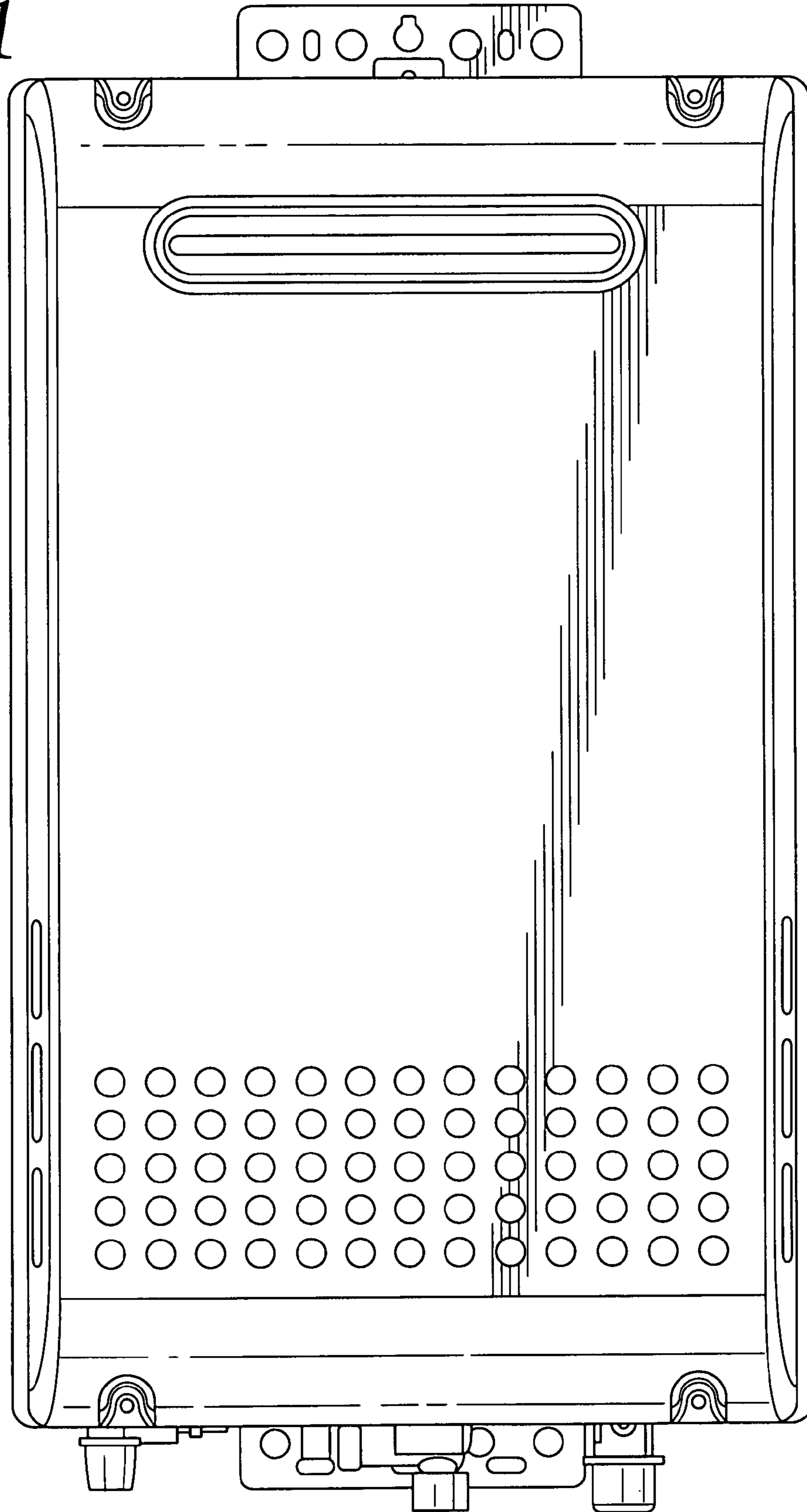
FIG. 6 is a bottom view thereof; and,

FIG. 7 is a top, front, and right side perspective view thereof.

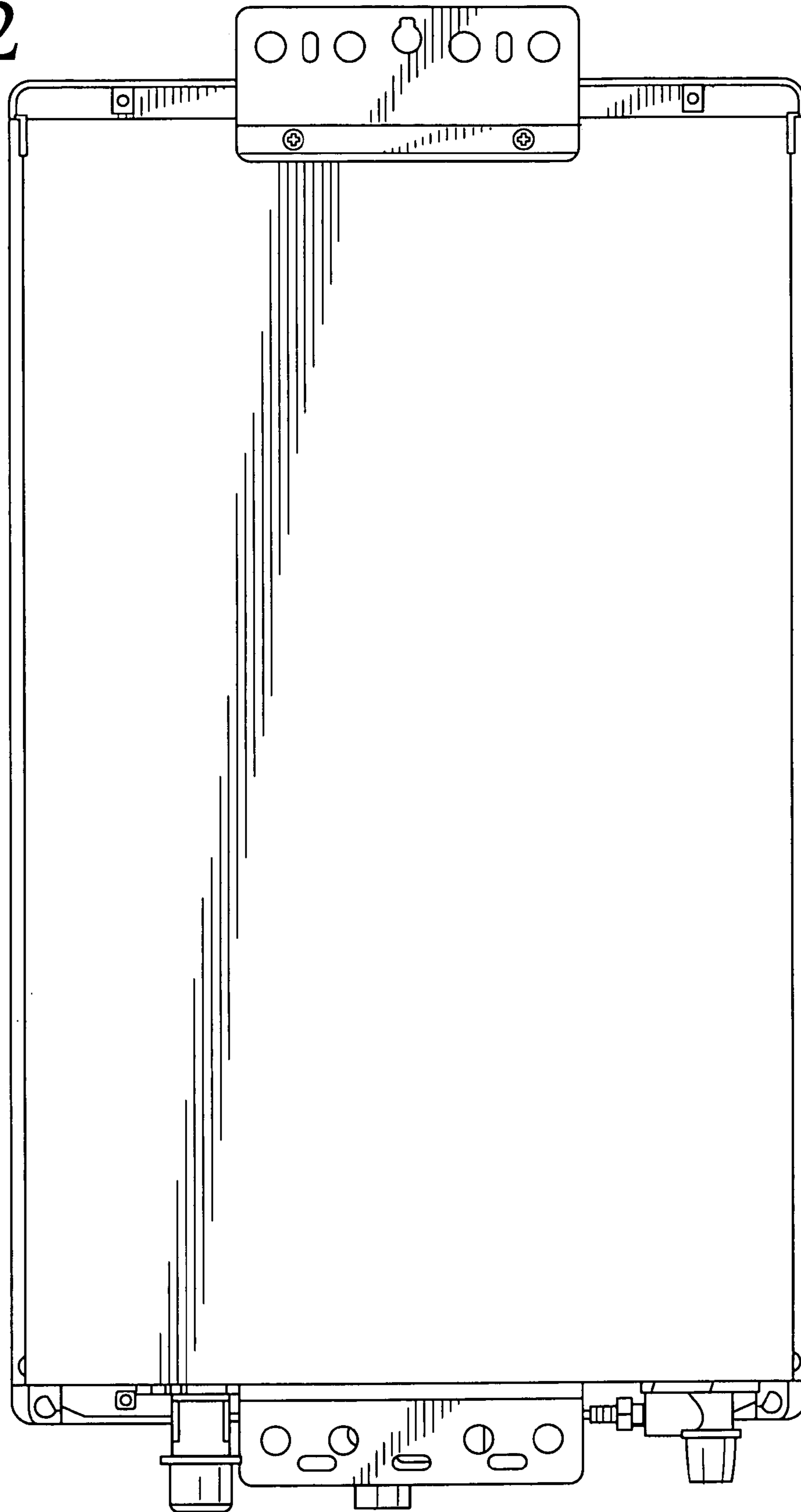
**1 Claim, 6 Drawing Sheets**



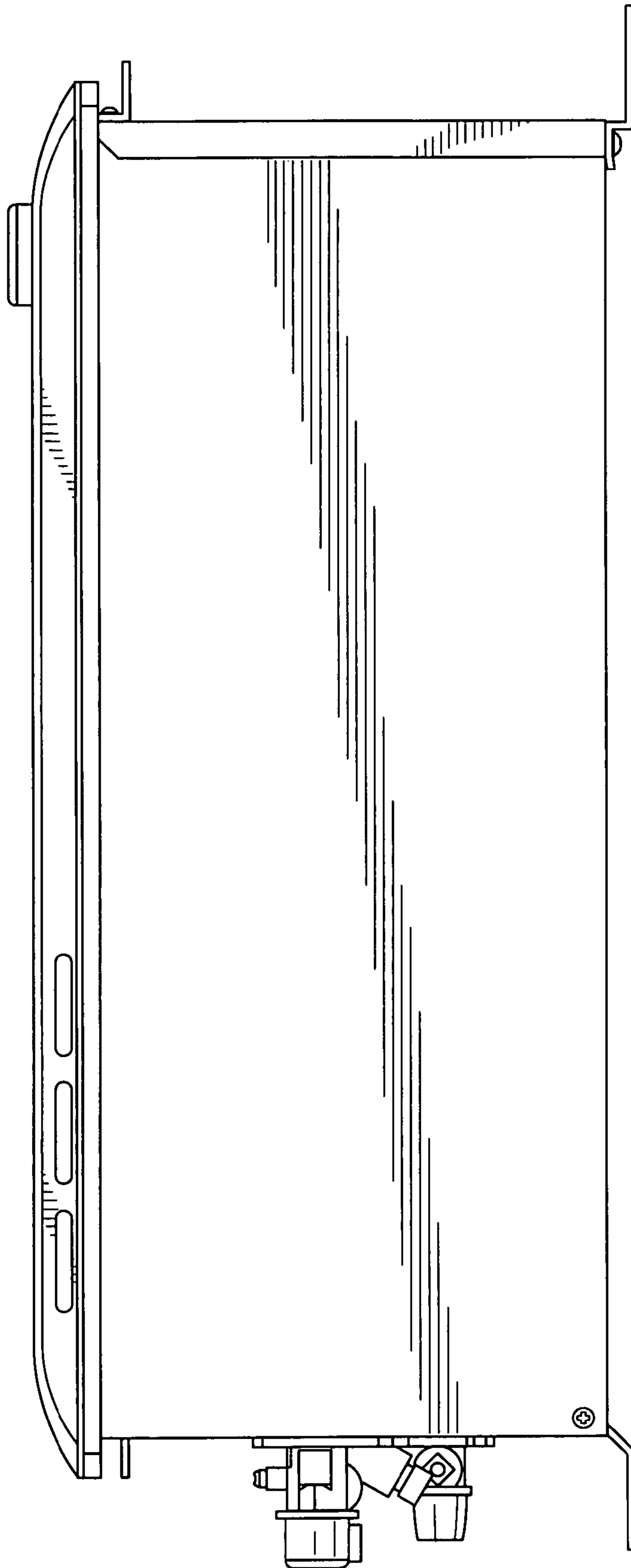
*Fig. 1*



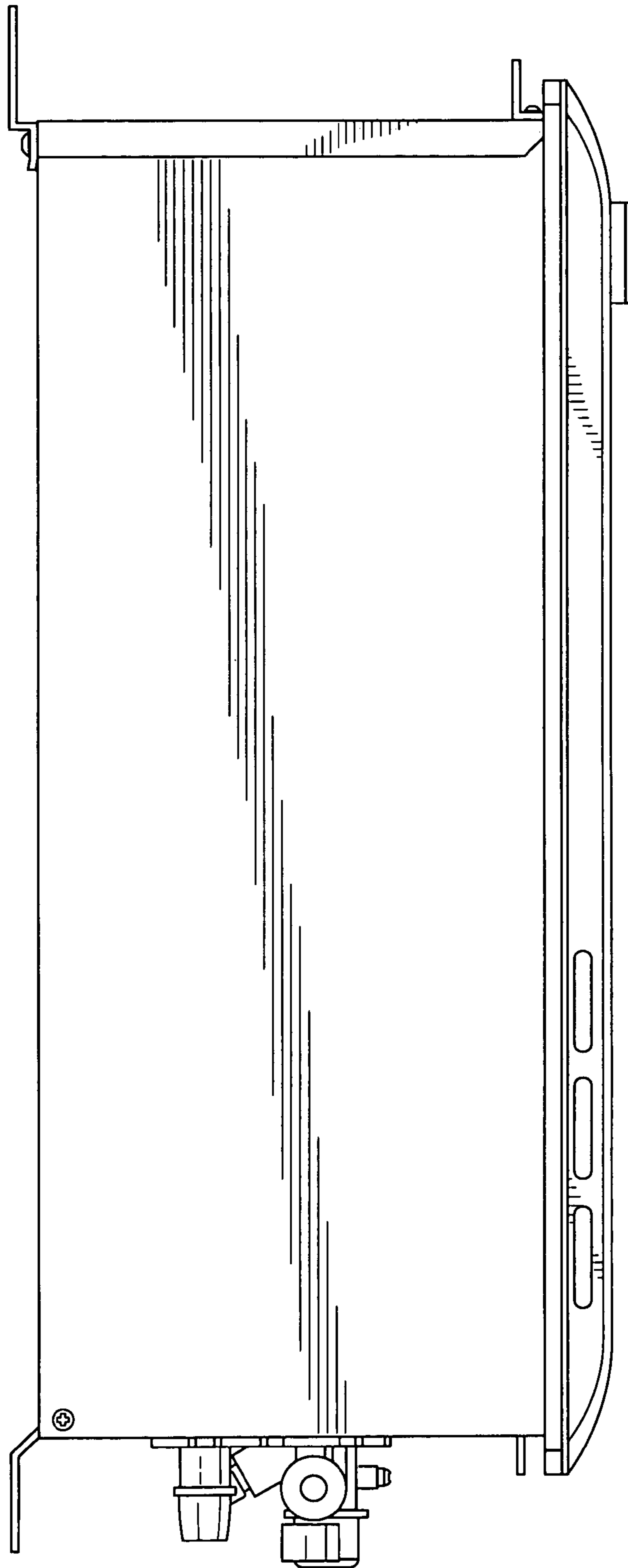
*Fig. 2*



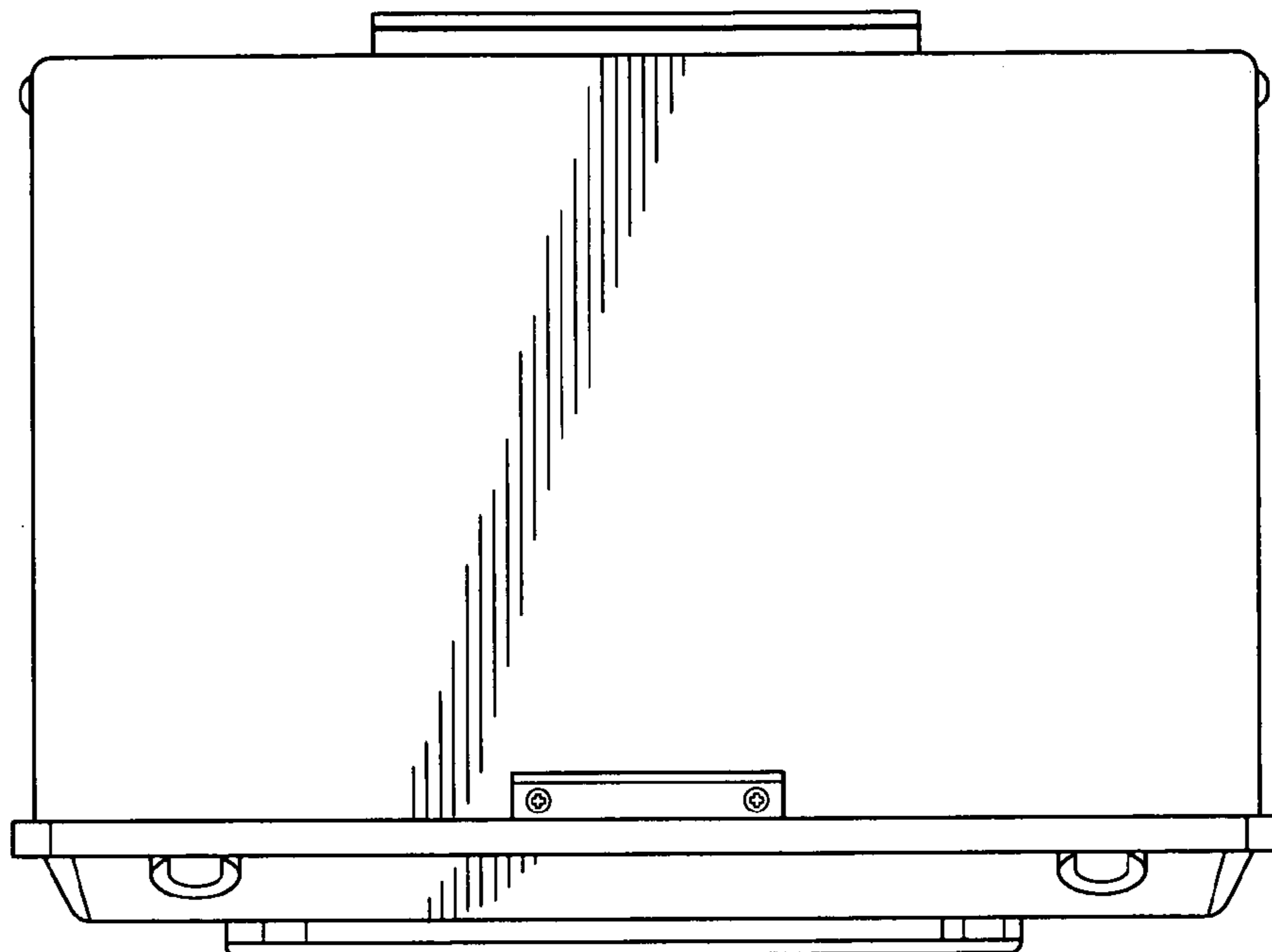
*Fig. 3*



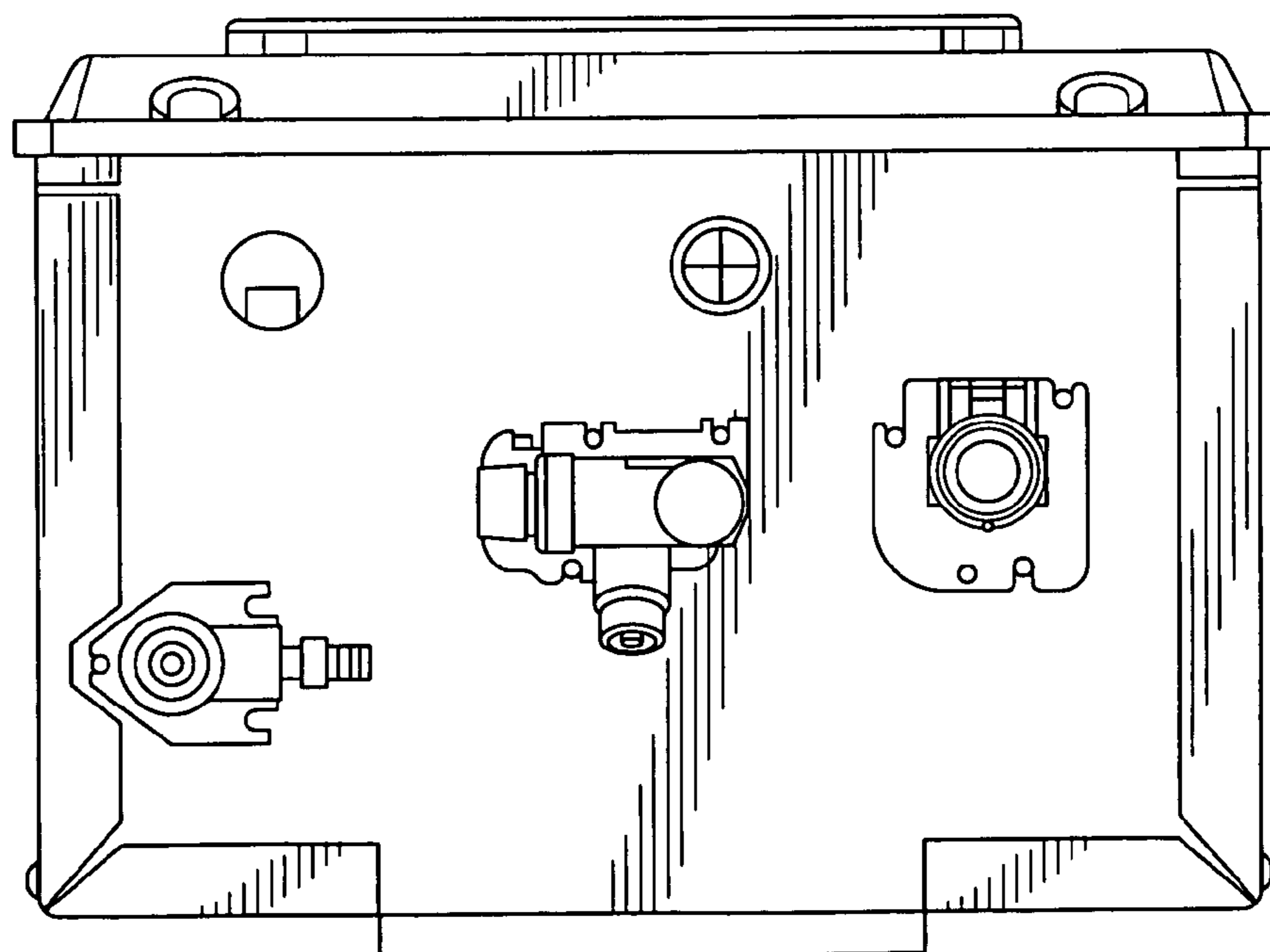
*Fig. 4*



*Fig. 5*



*Fig. 6*





*Fig. 7*

