



US00D570931S

(12) **United States Design Patent**  
**Krysiak**

(10) **Patent No.:** **US D570,931 S**

(45) **Date of Patent:** **\*\* Jun. 10, 2008**

(54) **FOOTBALL**

(75) Inventor: **Kevin L. Krysiak**, Chicago, IL (US)

(73) Assignee: **Wilson Sporting Goods Co.**, Chicago, IL (US)

(\*\*) Term: **14 Years**

(21) Appl. No.: **29/294,116**

(22) Filed: **Dec. 21, 2007**

(51) **LOC (8) Cl.** ..... **21-02**

(52) **U.S. Cl.** ..... **D21/712**

(58) **Field of Classification Search** ..... D21/707-714;  
D30/160; 473/569-614; 119/707-714

See application file for complete search history.

(56) **References Cited**

**U.S. PATENT DOCUMENTS**

1,931,429	A *	10/1933	Buckner et al.	.....	473/596
2,143,409	A *	1/1939	Denkert	.....	473/597
2,219,078	A *	10/1940	Reach	.....	473/607
3,315,640	A *	4/1967	Gamble	.....	119/707
3,884,466	A *	5/1975	MacDonald et al.	.....	473/613
4,736,948	A *	4/1988	Thomas	.....	473/613
RE33,449	E *	11/1990	Martin	.....	473/613
D335,906	S *	5/1993	Hellerman	.....	D21/712
D340,489	S *	10/1993	Evangelista	.....	D21/713
5,269,526	A *	12/1993	Wollstein	.....	473/159
5,451,046	A *	9/1995	Batton	.....	473/470
5,833,897	A *	11/1998	Grimm	.....	264/46.5
5,881,885	A *	3/1999	Grimm	.....	206/779

D409,904	S *	5/1999	Clements et al.	.....	D9/668
D483,424	S *	12/2003	Lowinger	.....	D21/713
D505,462	S *	5/2005	Horkan et al.	.....	D21/712
D518,536	S *	4/2006	Chang	.....	D21/712
D537,483	S *	2/2007	Kort et al.	.....	D21/466
D544,052	S *	6/2007	Krysiak	.....	D21/713
D562,419	S *	2/2008	Crane et al.	.....	D21/712

\* cited by examiner

*Primary Examiner*—Catherine Tuttle

(74) *Attorney, Agent, or Firm*—Terence P. O'Brien

(57) **CLAIM**

I claim the ornamental design for a football, as shown and described.

**DESCRIPTION**

FIG. 1 is a bottom and side perspective view of a football showing my new design;

FIG. 2 is a top view of the football of FIG. 1;

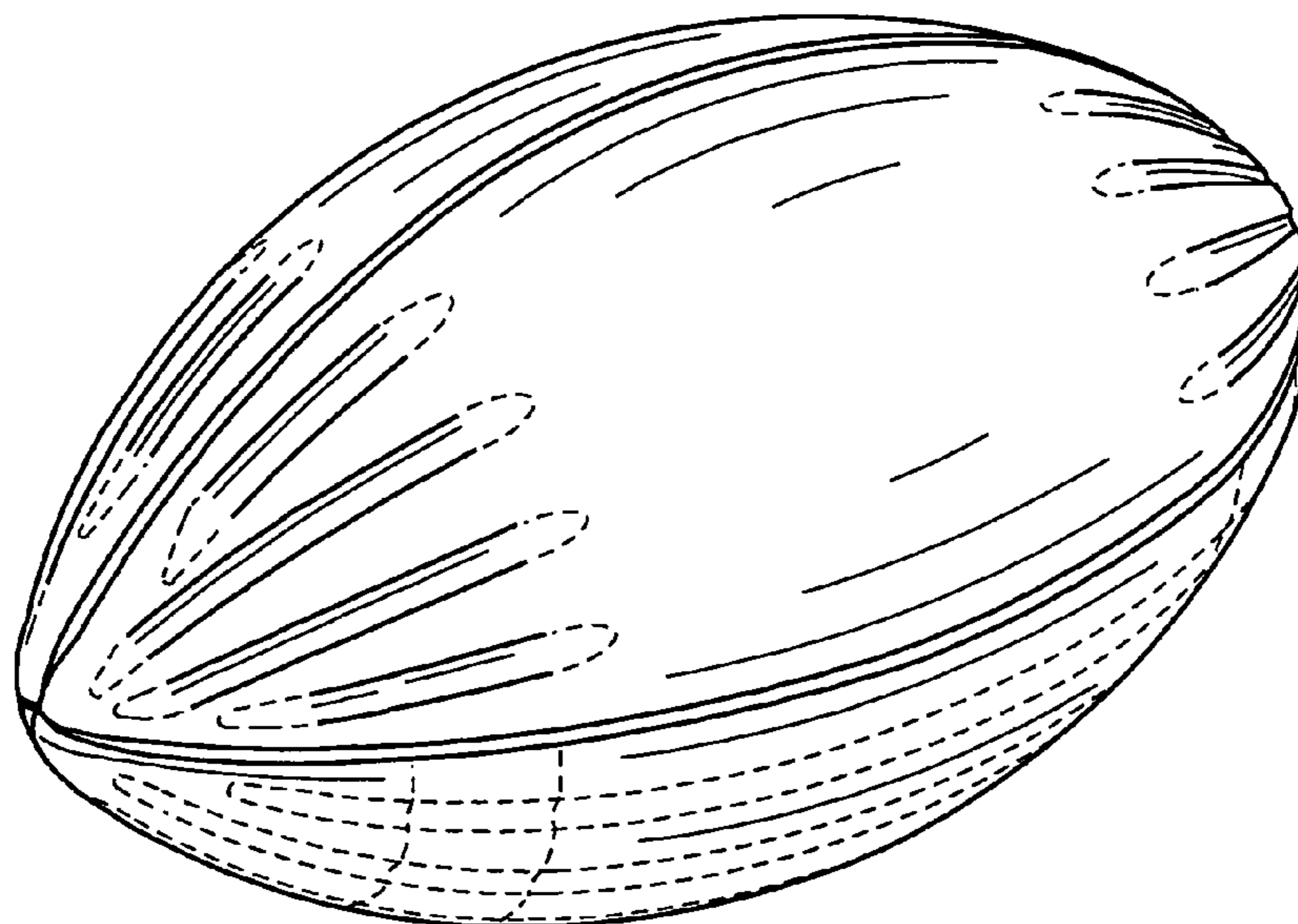
FIG. 3 is a side view of the football of FIG. 1;

FIG. 4 is an end view of the football of FIG. 1; and,

FIG. 5 is a bottom view of the football of FIG. 1.

The broken (dashed) lines are included for the purpose of illustrating the groove portions of the football contour and superficial features that form no part of the claimed design, it being understood that the surface contour underlying said superficial features is part of the claim.

**1 Claim, 3 Drawing Sheets**



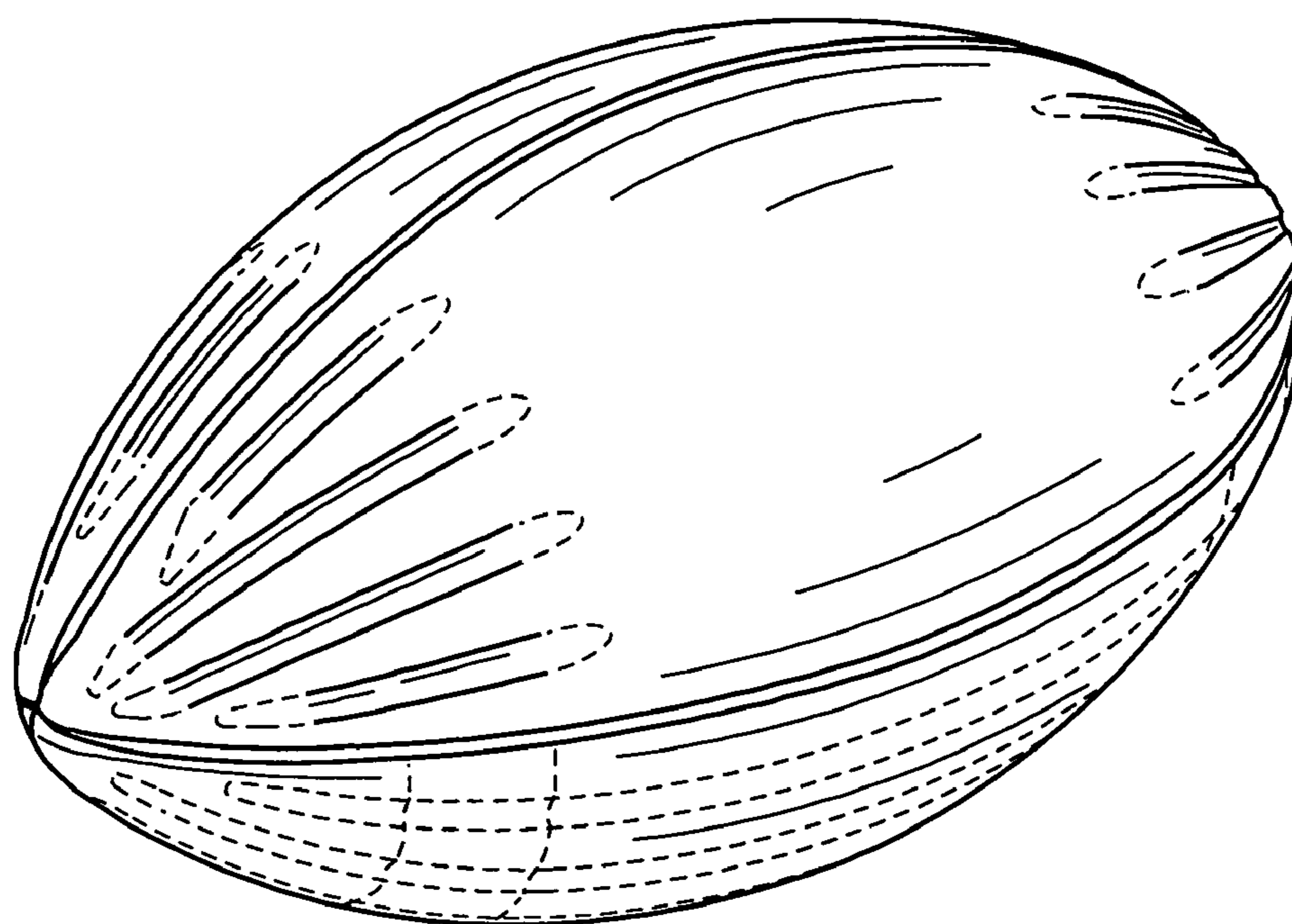


FIG. 1

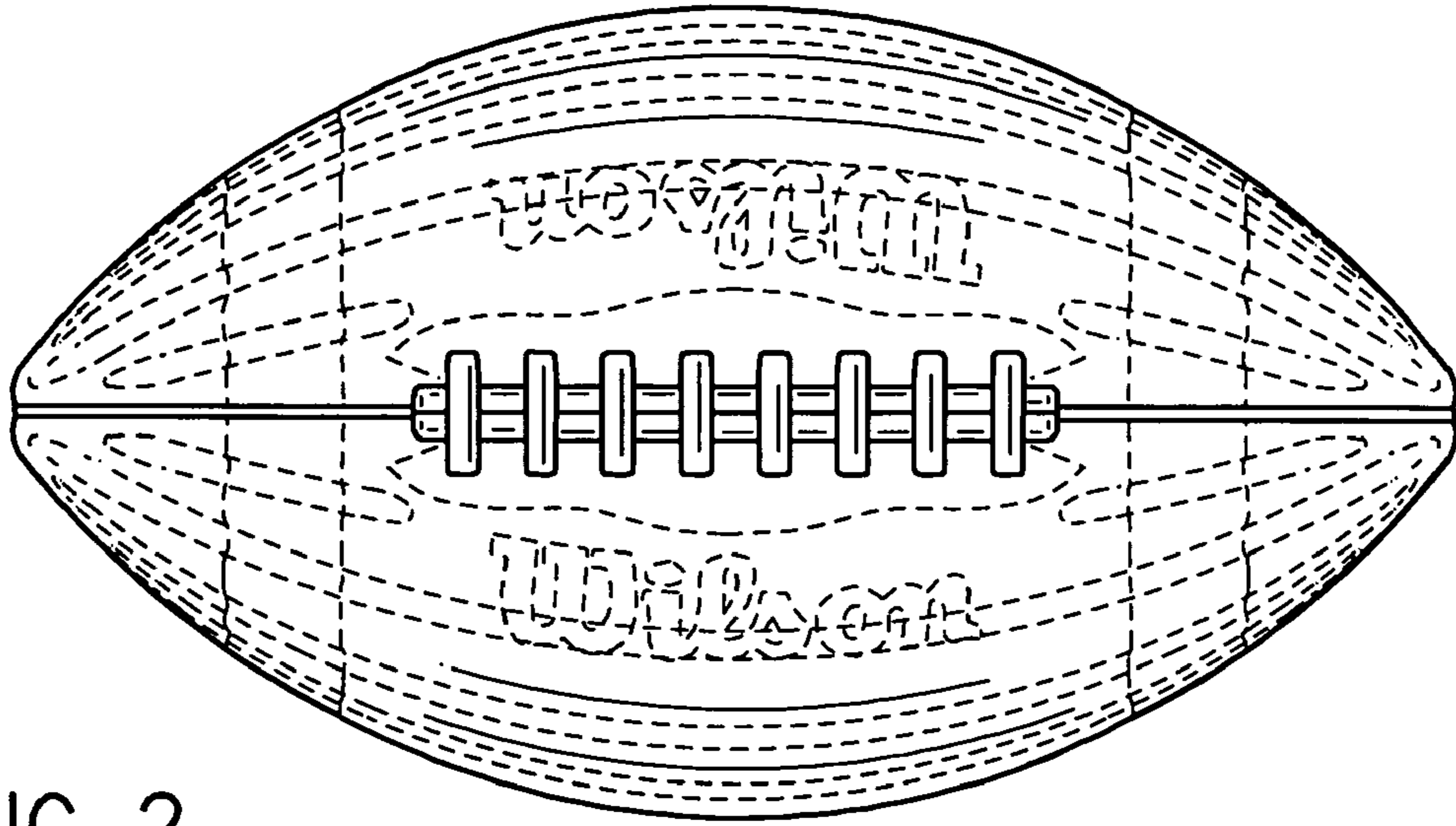


FIG. 2

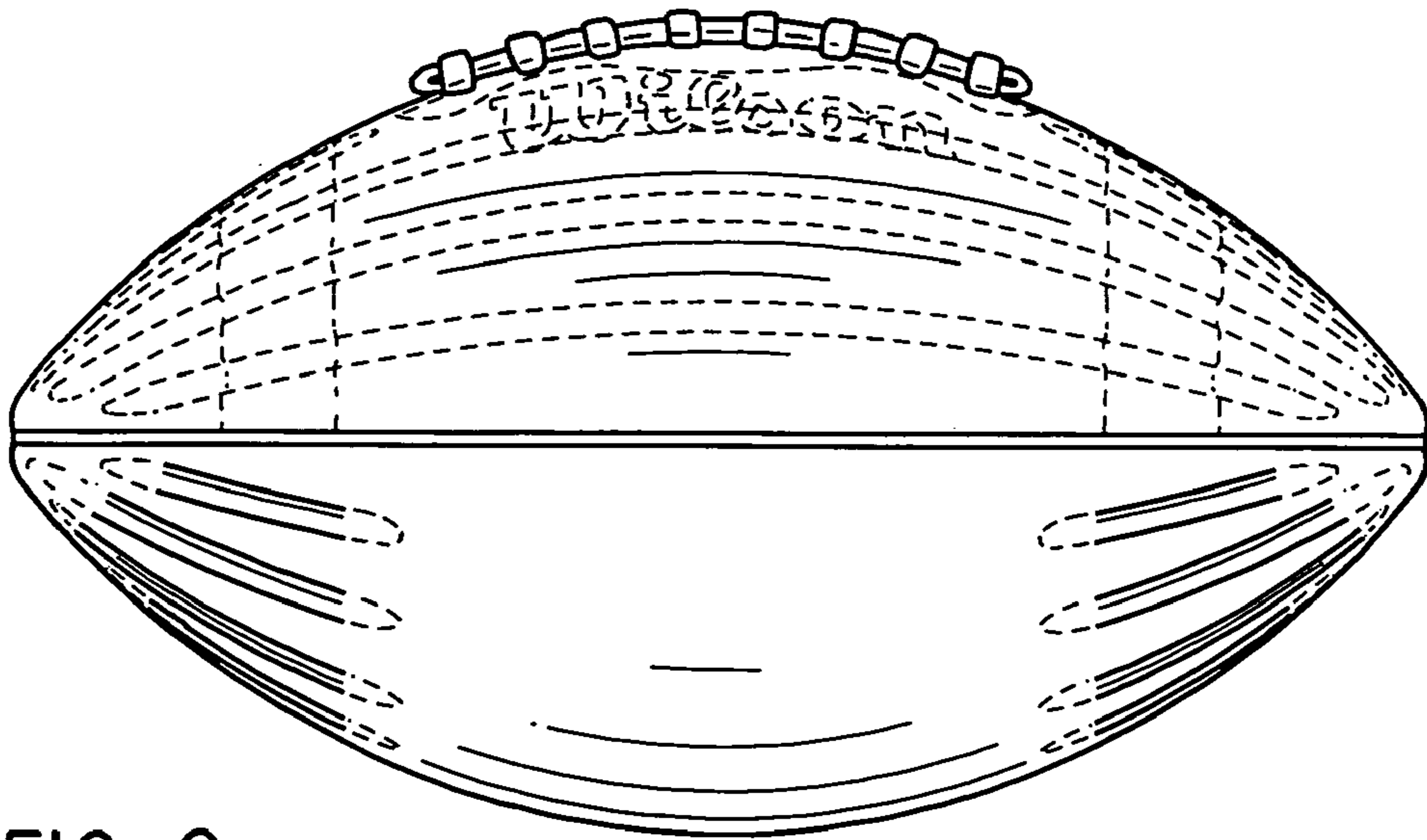


FIG. 3

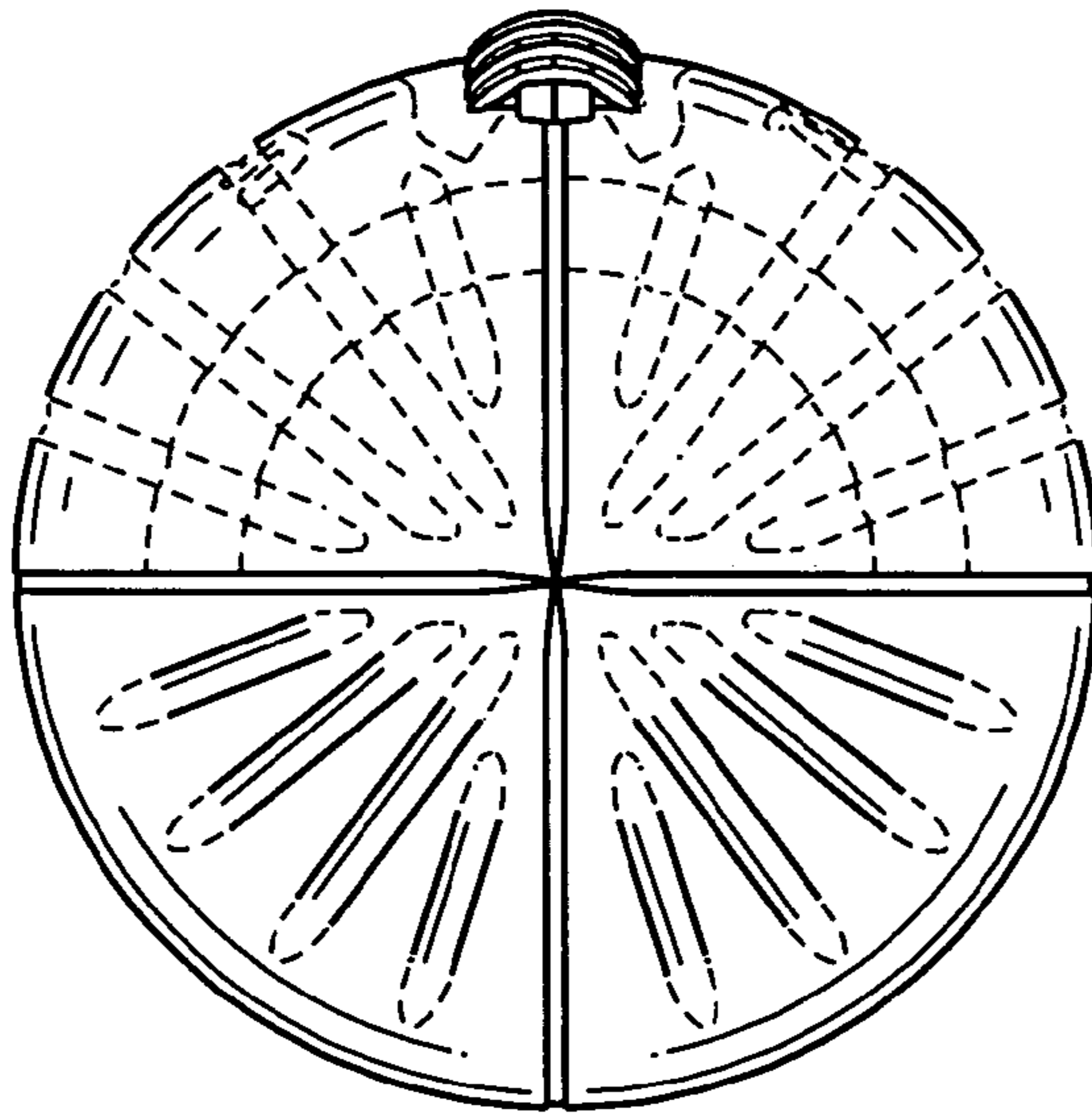


FIG. 4

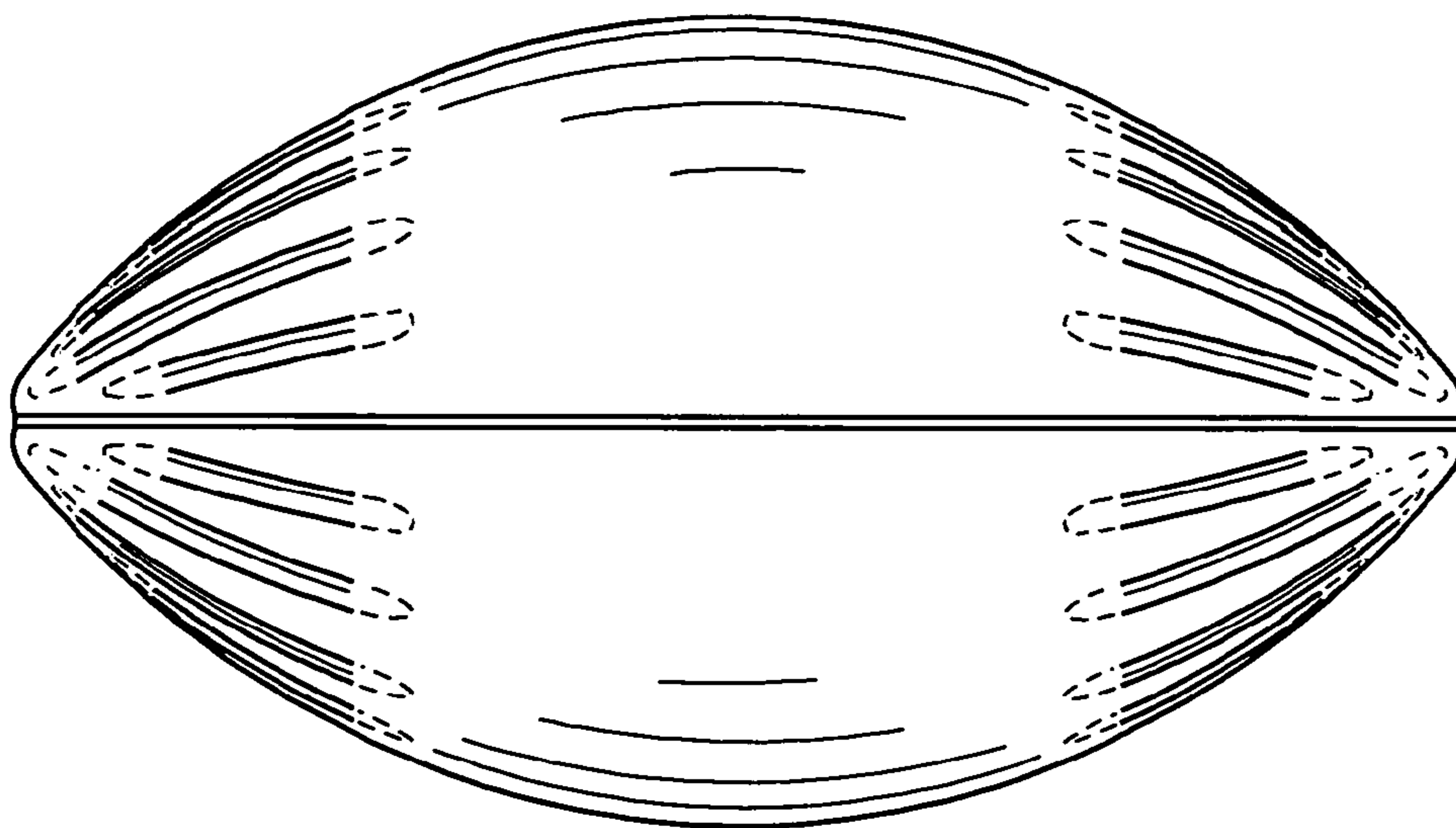


FIG. 5