



US00D570928S

(12) **United States Design Patent**
Robinson

(10) **Patent No.:** **US D570,928 S**
(45) **Date of Patent:** **** Jun. 10, 2008**

(54) **ROBOT TOY FIGURE**

(76) Inventor: **Dyke N. Robinson**, 3710 Havenmoor Pl., Katy, TX (US) 77449

(**) Term: **14 Years**

(21) Appl. No.: **29/289,788**

(22) Filed: **Aug. 1, 2007**

(51) **LOC (8) Cl.** **21-01**

(52) **U.S. Cl.** **D21/578**

(58) **Field of Classification Search** D21/621,
D21/622, 630, 645, 659, 578-583; 446/268,
446/360-361, 376, 379, 382-384
See application file for complete search history.

(56) **References Cited**

U.S. PATENT DOCUMENTS

D308,553 S *	6/1990	Canavesi	D21/578
D345,401 S *	3/1994	Kennedy et al.	D21/578
D389,203 S *	1/1998	Glickman et al.	D21/578
D410,476 S *	6/1999	Gomi et al.	D15/199
D453,199 S *	1/2002	Sawai et al.	D21/578
D460,131 S *	7/2002	Koshiishi	D21/578
D508,967 S *	8/2005	Robinson	D21/578

D509,267 S *	9/2005	Robinson	D21/578
D509,268 S *	9/2005	Robinson	D21/578
D510,964 S *	10/2005	Robinson	D21/578
D515,639 S *	2/2006	Robinson	D21/578

* cited by examiner

Primary Examiner—Janice E. Seeger

Assistant Examiner—Zenia I Bennett

(74) *Attorney, Agent, or Firm*—Darcell Walker

(57) **CLAIM**

An ornamental design for a robot toy figure, as shown.

DESCRIPTION

FIG. 1 is a perspective view of the front side of the design.

FIG. 2 is a perspective view of the back side of the design.

FIG. 3 is a front and left side view of the design.


FIG. 4 is a perspective view of the top side of the design.

FIG. 5 is a perspective view of the right side of the design.

FIG. 6 is a perspective view of the bottom side of the design;
and,

FIG. 7 is a perspective view of the left side of the design.

1 Claim, 2 Drawing Sheets






FIG. 1




FIG. 2




FIG. 3

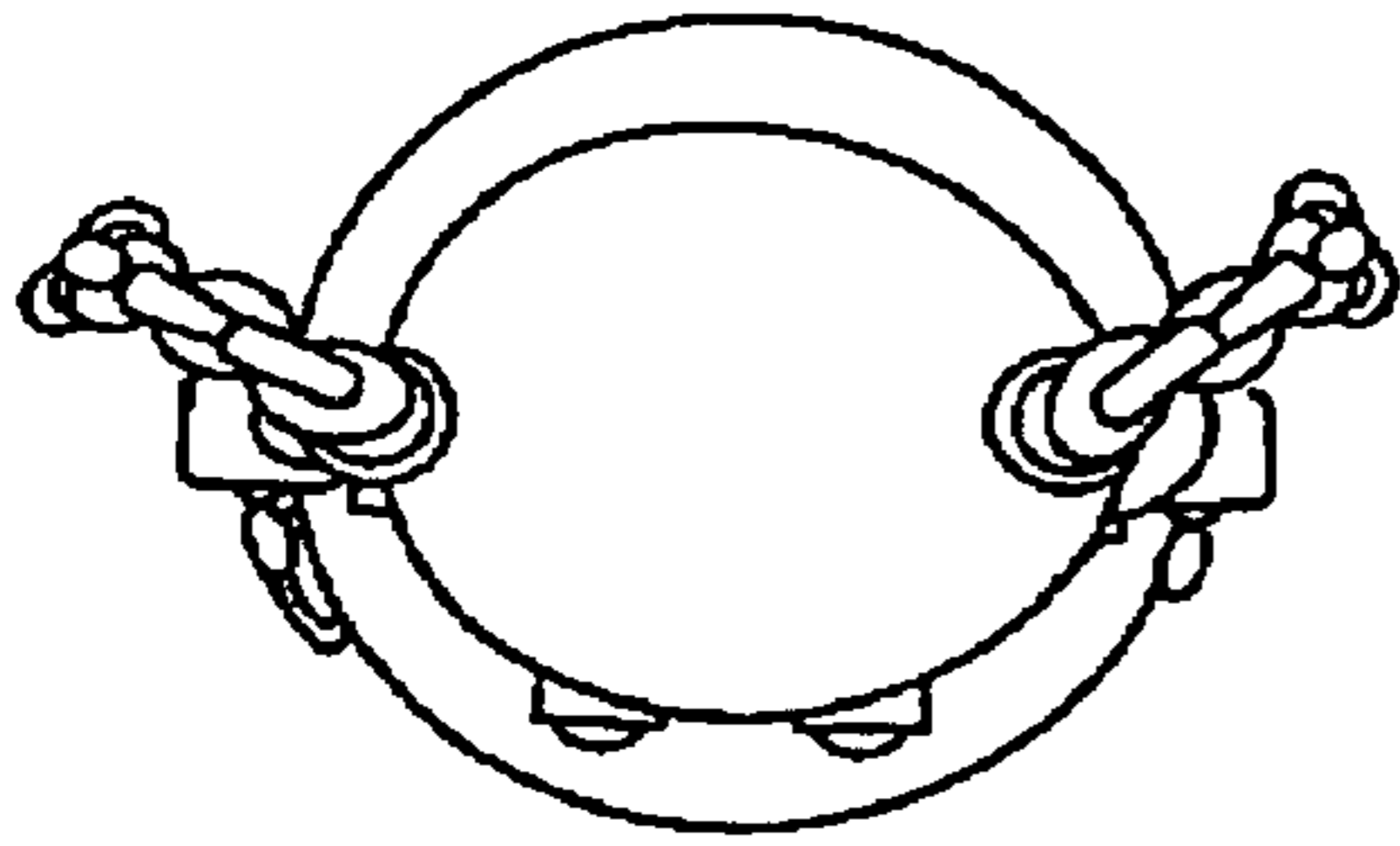


FIG. 4

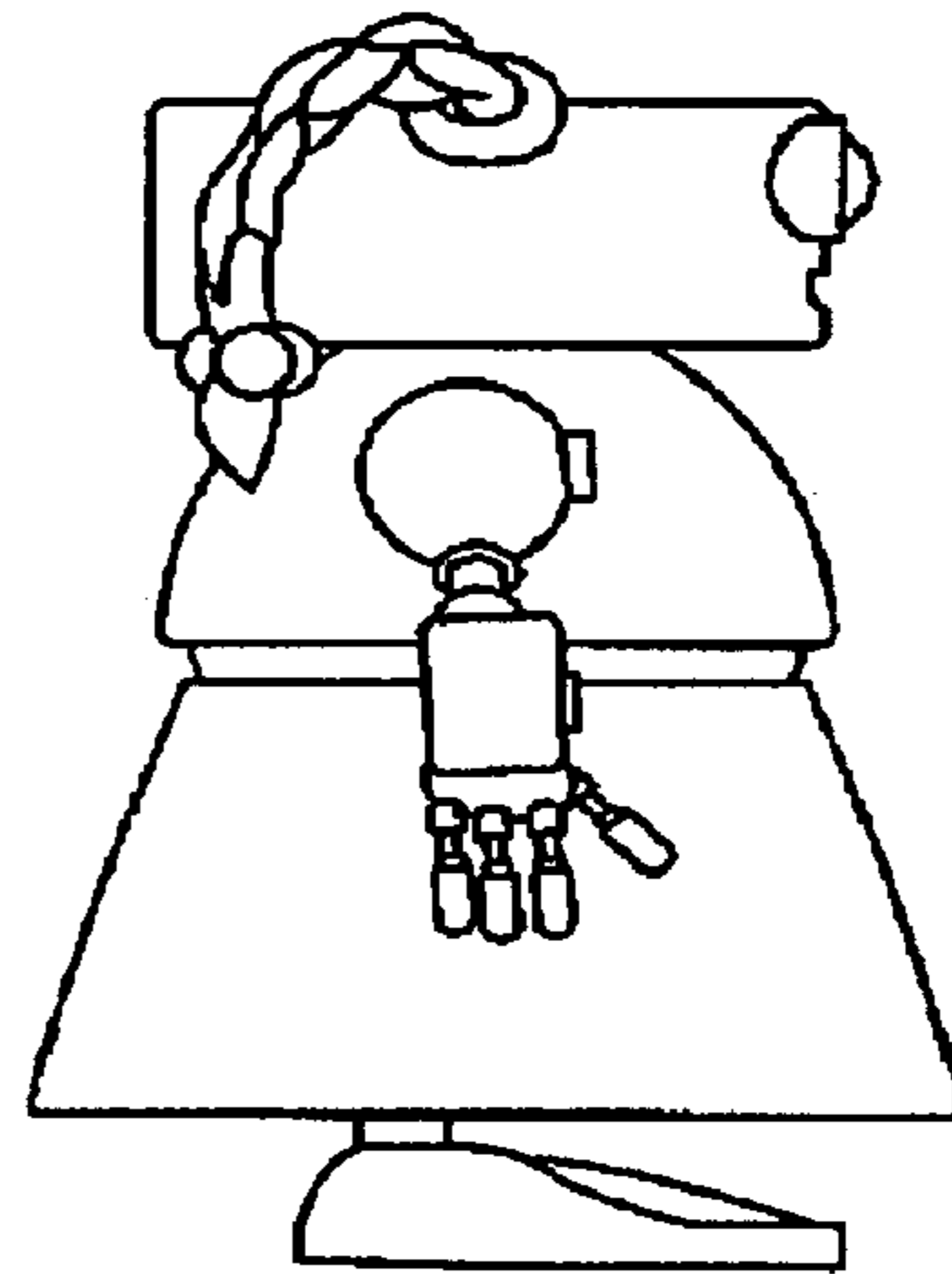


FIG. 5

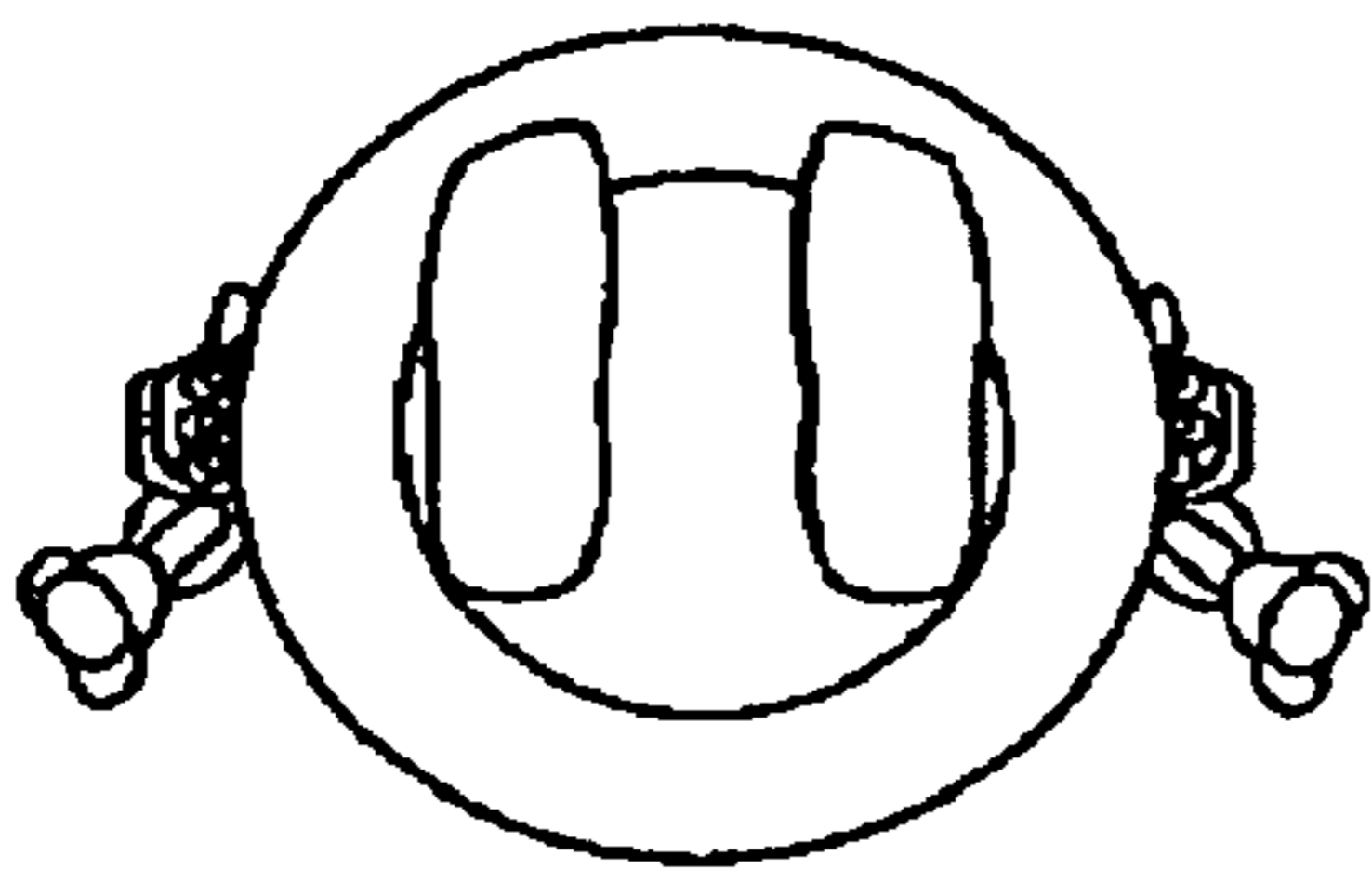


FIG. 6

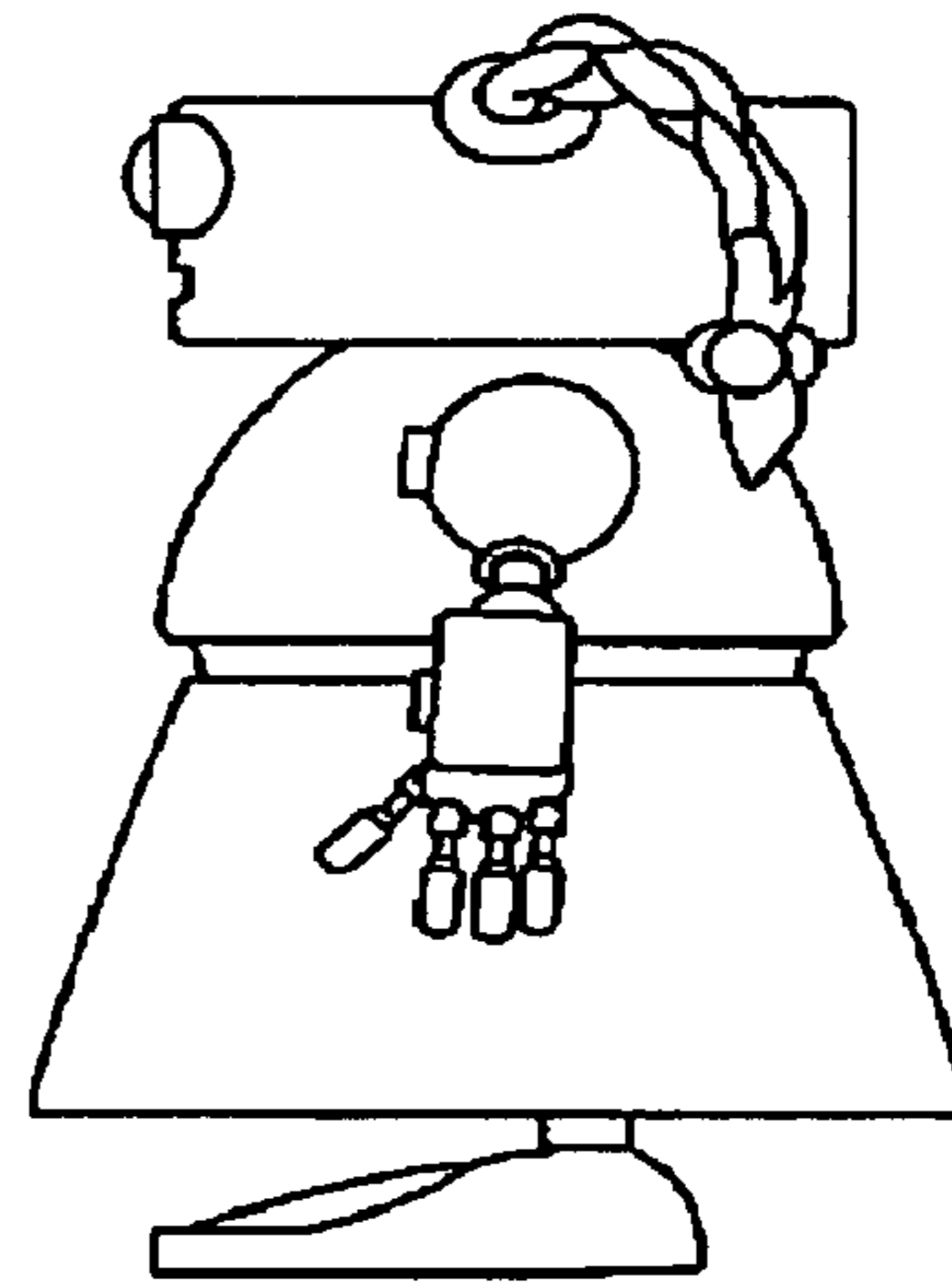


FIG. 7