



US00D570920S

(12) **United States Design Patent**  
**Choi**

(10) **Patent No.:** **US D570,920 S**  
(45) **Date of Patent:** **\*\* Jun. 10, 2008**

(54) **AUTOMATIC PARKING TICKET DISPENSER AND CALCULATOR**

D497,814 S \* 11/2004 Odinotski et al. .... D10/42  
D511,358 S \* 11/2005 Forster et al. .... D20/1  
D511,514 S \* 11/2005 Sonetaka et al. .... D14/307  
2005/0023342 A1\* 2/2005 Yamamiya ..... 235/381

(75) Inventor: **Chon-u Choi**, Seoul (KR)

\* cited by examiner

(73) Assignee: **Mirae Industrial Systems Co., Ltd.**  
(KR)

*Primary Examiner*—Caron D. Veynar

(\*\*) Term: **14 Years**

*Assistant Examiner*—Mary Ann Calabrese

(21) Appl. No.: **29/249,110**

(74) *Attorney, Agent, or Firm*—Fitch, Even, Tabin & Flannery

(22) Filed: **Sep. 21, 2006**

(57) **CLAIM**

(30) **Foreign Application Priority Data**

I claim the ornamental design for an automatic parking ticket dispenser and calculator, as shown and described.

Mar. 21, 2006 (KR) ..... 30-2006-0010321

**DESCRIPTION**

(51) **LOC (8) Cl.** ..... **20-01**

(52) **U.S. Cl.** ..... **D20/2; D10/42**

(58) **Field of Classification Search** ..... D20/1-9,  
D20/99; 221/2, 7, 9, 17, 95, 96, 206; D10/42,  
D10/99; D99/28, 34, 35, 99; D14/302, 307,  
D14/900; 40/319, 606.04; 235/381, 383;  
700/231, 232, 235; 705/418

FIG. 1 is a perspective view of an automatic parking ticket dispenser and calculator according to my new design;

FIG. 2 is a front view of the automatic parking ticket dispenser and calculator of FIG. 1;

See application file for complete search history.

FIG. 3 is a left side view of the automatic parking ticket dispenser and calculator of FIG. 1, which is a mirror image of the right side view of the automatic parking ticket dispenser and calculator of FIG. 1; and,

FIG. 4 is a rear view of the automatic parking ticket dispenser and calculator of FIG. 1.

(56) **References Cited**

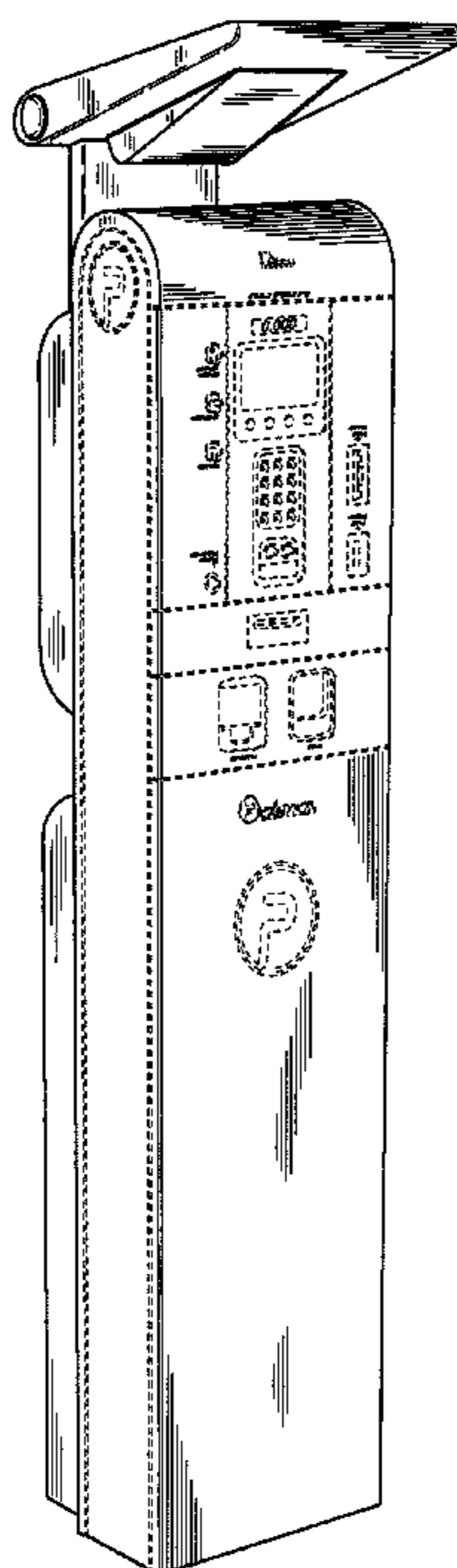
**U.S. PATENT DOCUMENTS**

D83,112 S \* 1/1931 Kurtz ..... D20/1  
D167,182 S \* 7/1952 Wheeler ..... D20/2  
D220,975 S \* 6/1971 Peot ..... D10/99  
D416,048 S \* 11/1999 Kovens et al. .... D20/8  
D419,277 S \* 1/2000 Ishii et al. .... D99/35  
6,042,007 A \* 3/2000 Nugent et al. .... 235/383  
D427,742 S \* 7/2000 McCormack et al. .... D99/28  
D431,708 S \* 10/2000 McCormack et al. .... D99/28

The top and bottom surfaces of the automatic parking ticket dispenser and calculator are flat and/or devoid of surface ornamentation.

In the drawings, the broken lines are for illustrative purposes only and form no part of the claimed design.

**1 Claim, 2 Drawing Sheets**



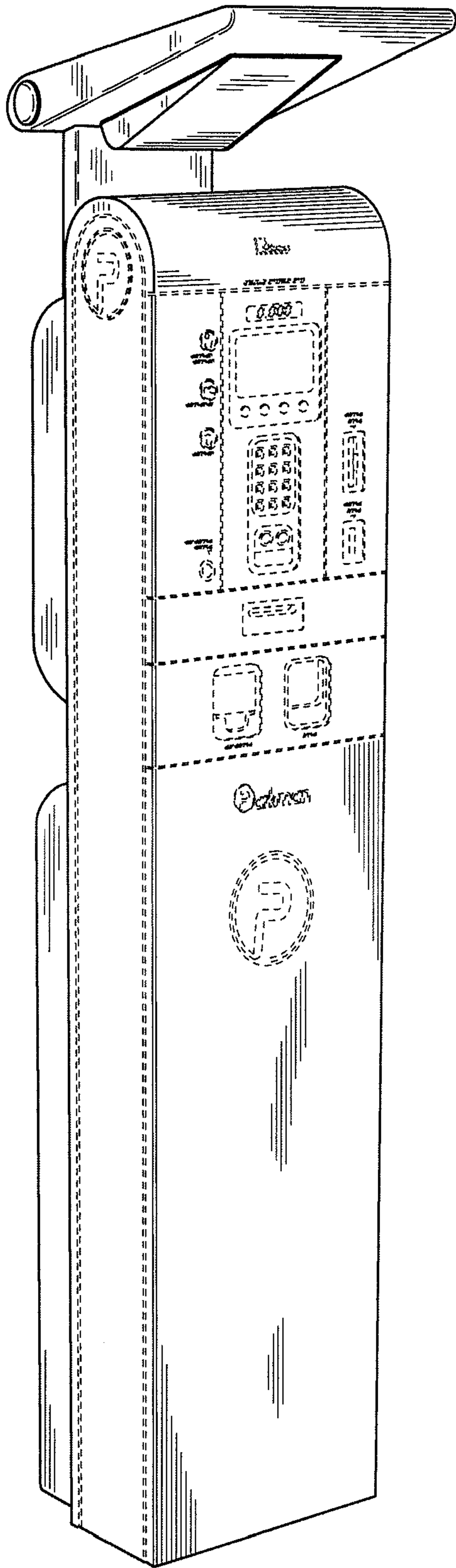


FIG. 1

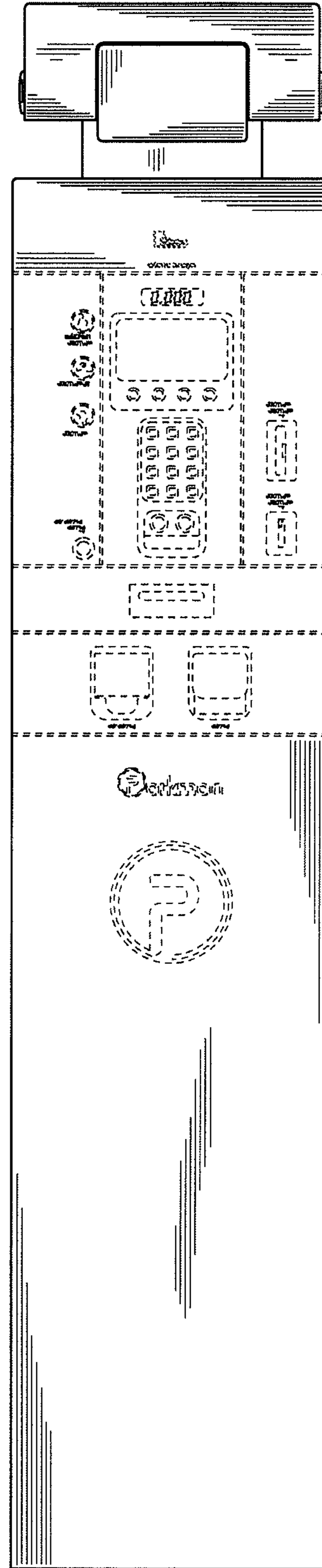


FIG. 2

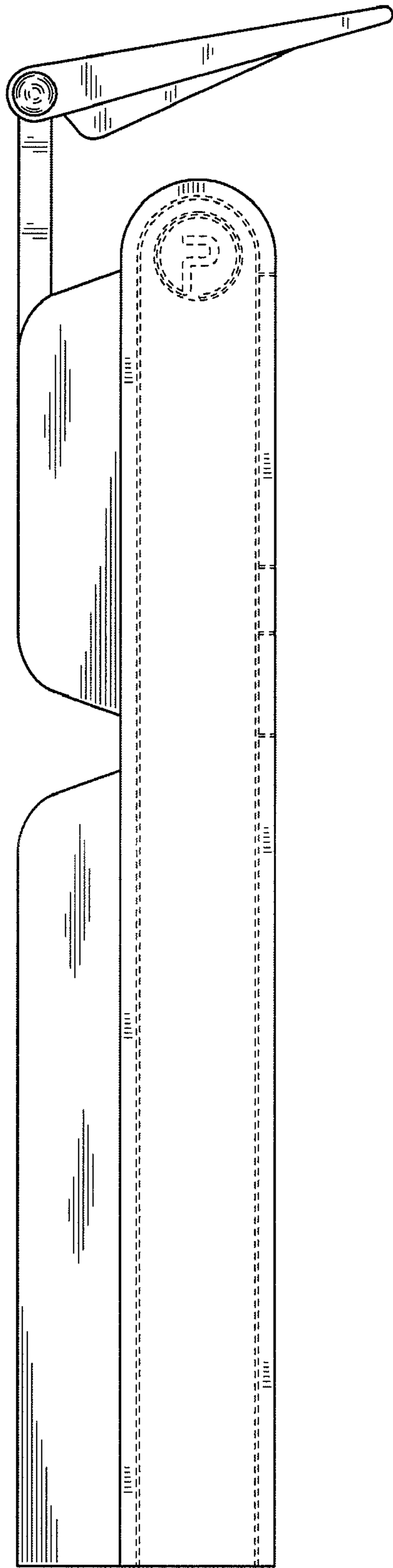


FIG. 3

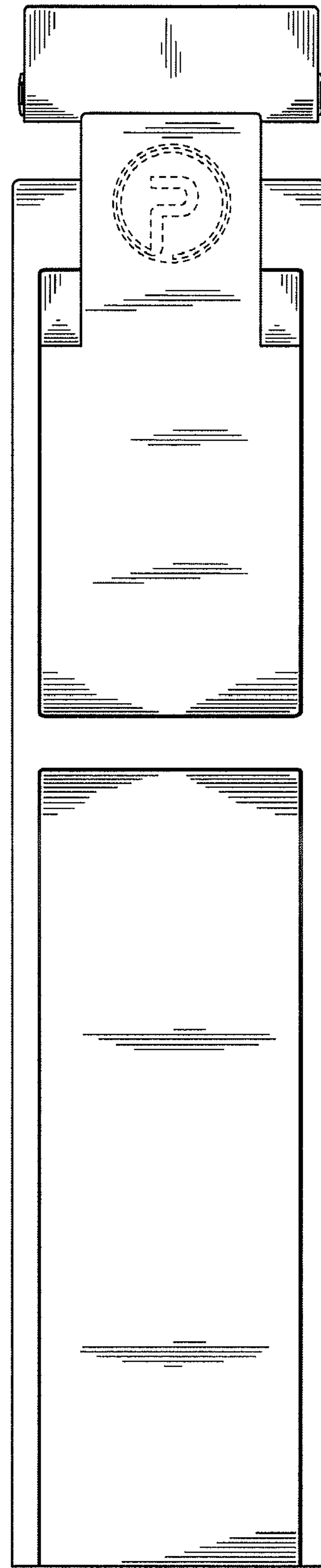


FIG. 4