



US00D570905S

(12) **United States Design Patent** (10) **Patent No.:** **US D570,905 S**
Yuen (45) **Date of Patent:** **** Jun. 10, 2008**

(54) **INK CARTRIDGE**

(76) Inventor: **Kenneth Yuen**, P.O. Box 208, San Gabriel, CA (US) 91778

(**) Term: **14 Years**

(21) Appl. No.: **29/248,874**

(22) Filed: **Sep. 8, 2006**

(51) **LOC (8) Cl.** **18-02**

(52) **U.S. Cl.** **D18/56; 347/86**

(58) **Field of Classification Search** D18/43, D18/56; 347/86-87

See application file for complete search history.

D441,787 S * 5/2001 Bishop et al. D18/56
6,243,116 B1 6/2001 Kotaki et al.
6,264,315 B1 7/2001 Nozawa et al.
6,431,698 B1 8/2002 Mou et al.
D462,384 S * 9/2002 Sasaki et al. D18/56
6,550,900 B2 4/2003 Chan et al.
6,692,119 B2 2/2004 Yu et al.
6,719,416 B2 4/2004 Anma et al.
6,742,881 B2 6/2004 Kotaki et al.
6,746,110 B2 6/2004 Hayashi
6,877,847 B2 4/2005 Hayashi et al.
6,880,921 B2 4/2005 Aponte et al.
6,905,198 B2 6/2005 Studer et al.
6,951,387 B2 10/2005 Carrese et al.
6,955,423 B2 10/2005 Rodriquez Mojica et al.
6,966,640 B2 11/2005 Lee
7,029,108 B2 4/2006 Aponte et al.

(Continued)

(56) **References Cited**

U.S. PATENT DOCUMENTS

3,953,862 A 4/1976 Amberntsson et al.
4,419,677 A 12/1983 Kasugayama et al.
4,419,678 A 12/1983 Kasugayama et al.
4,463,362 A 7/1984 Thomas
4,920,362 A 4/1990 Cowger
5,240,625 A 8/1993 O'Connor
D355,930 S 2/1995 Tokuda et al.
D356,110 S 3/1995 Tokuda et al.
5,504,511 A 4/1996 Nakajima et al.
D371,160 S 6/1996 Kotaki et al.
D372,045 S 7/1996 Tokuda et al.
D372,266 S 7/1996 Tokuda et al.
D373,381 S * 9/1996 Altendorf et al. D18/56
D375,120 S 10/1996 Kotaki et al.
D376,172 S 12/1996 Takenouchi et al.
D376,173 S 12/1996 Tokuda et al.
5,619,239 A 4/1997 Kotaki et al.
D381,681 S 7/1997 Takenouchi et al.
5,703,633 A 12/1997 Gehrer et al.
5,801,737 A 9/1998 Sato et al.
5,953,030 A 9/1999 Ishinaga et al.
D423,569 S * 4/2000 Gasset et al. D18/56
6,070,974 A 6/2000 Kotaki et al.
D430,897 S * 9/2000 Bishop et al. D18/56
6,145,975 A 11/2000 Kotaki et al.
D437,611 S * 2/2001 Gasset et al. D18/56

FOREIGN PATENT DOCUMENTS

EP 0 879 703 A2 11/1998
Primary Examiner—Cathy Anne MacCormac
(74) *Attorney, Agent, or Firm*—Merchant & Gould P.C.

(57) **CLAIM**

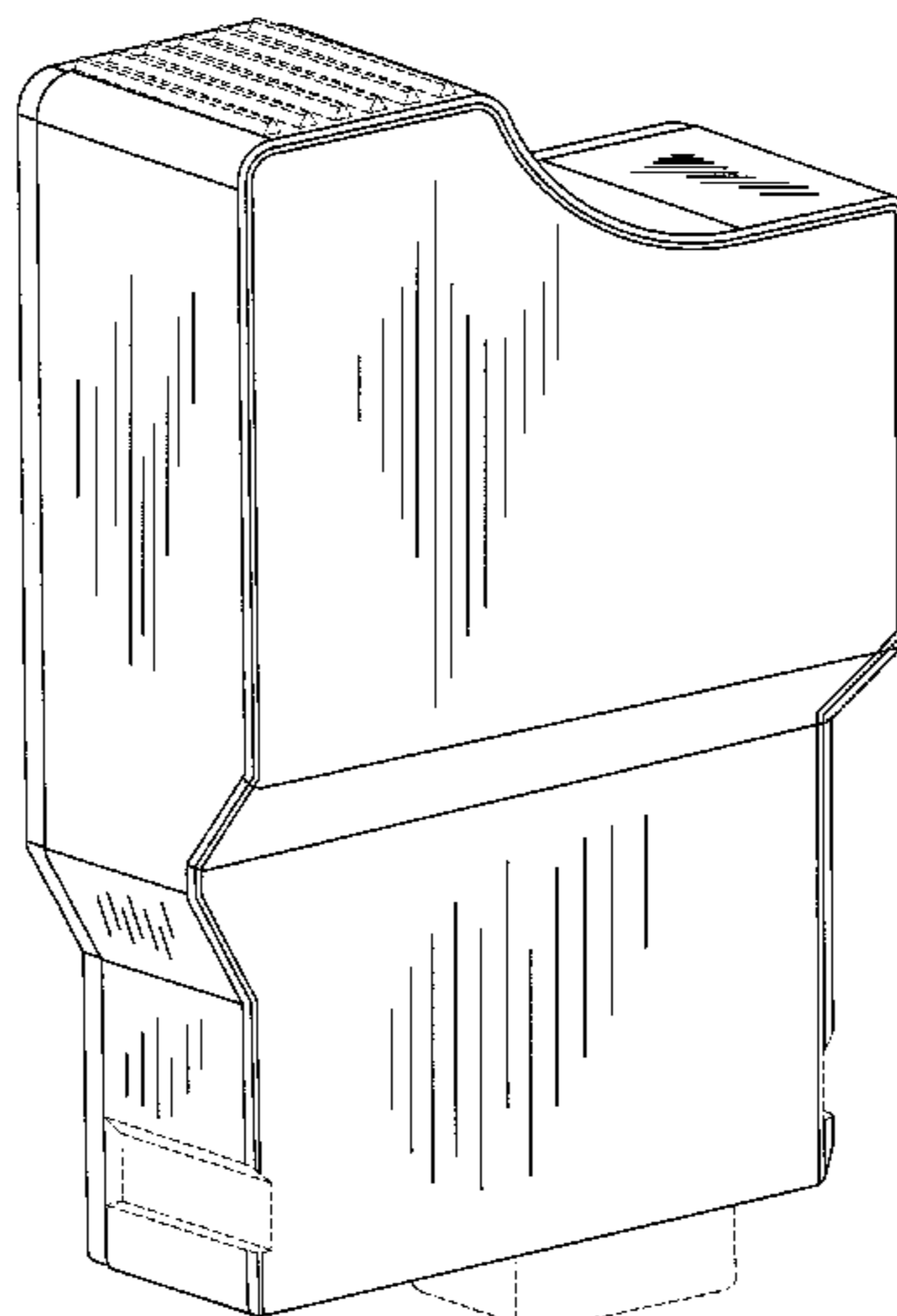
The ornamental design for an ink cartridge, as shown and described.

DESCRIPTION

FIG. 1 is a front perspective view of an ink cartridge in accordance with the present disclosure.
FIG. 2 is a right side view thereof;
FIG. 3 is a left side view thereof;
FIG. 4 is a front view thereof;
FIG. 5 is a rear view thereof; and,
FIG. 6 is a top view thereof.

The portions of the ink cartridge shown in broken lines are for illustrative purposes only and form no part of the claimed design.

1 Claim, 5 Drawing Sheets



US D570,905 S

Page 2

U.S. PATENT DOCUMENTS

7,048,364	B2 *	5/2006	Haan et al.	347/786	2004/0207698	A1	10/2004	Katayama
7,066,587	B2 *	6/2006	Andersen et al.	347/86	2004/0233259	A1	11/2004	Amma et al.
7,080,898	B2	7/2006	Katayama		2004/0246304	A1	12/2004	Takahashi et al.
D530,365	S *	10/2006	Wakayama et al.	D18/56	2005/0041077	A1	2/2005	Lee
D540,855	S *	4/2007	Umezawa et al.	D18/56	2005/0078156	A1	4/2005	Lee
2002/0130933	A1	9/2002	Chan et al.		2005/0162489	A1	7/2005	Wang

* cited by examiner

FIG. 1

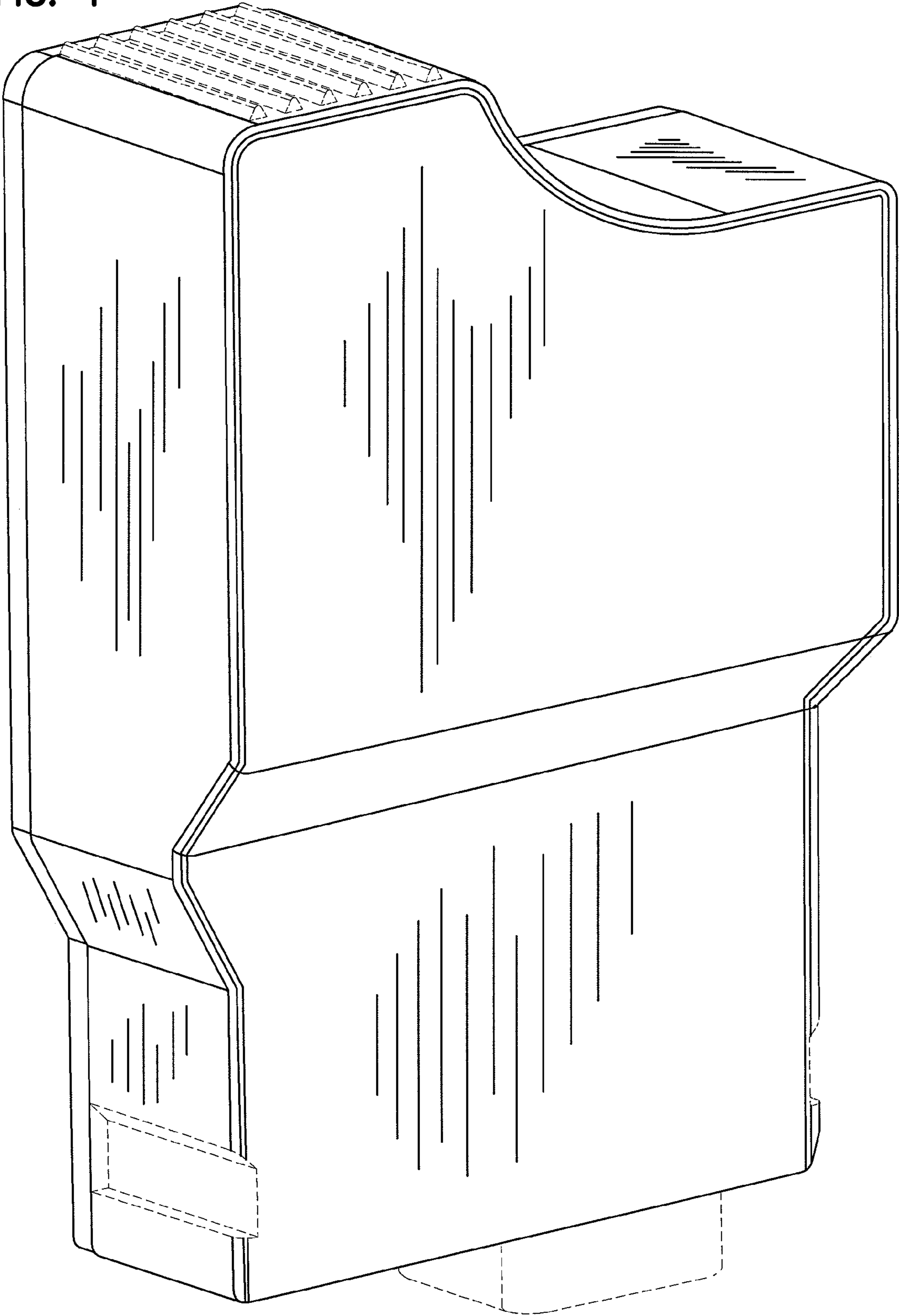


FIG. 2

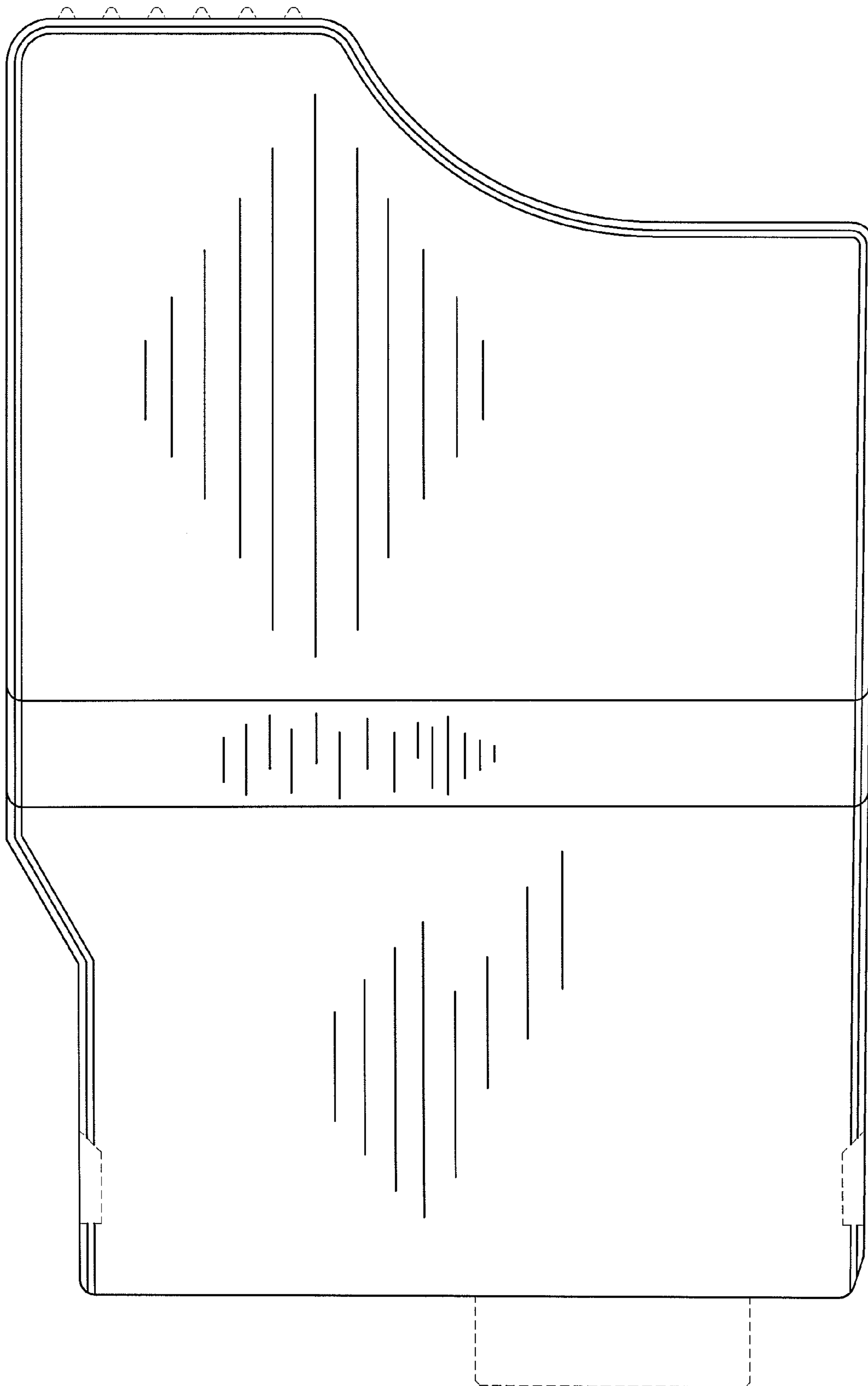


FIG. 3

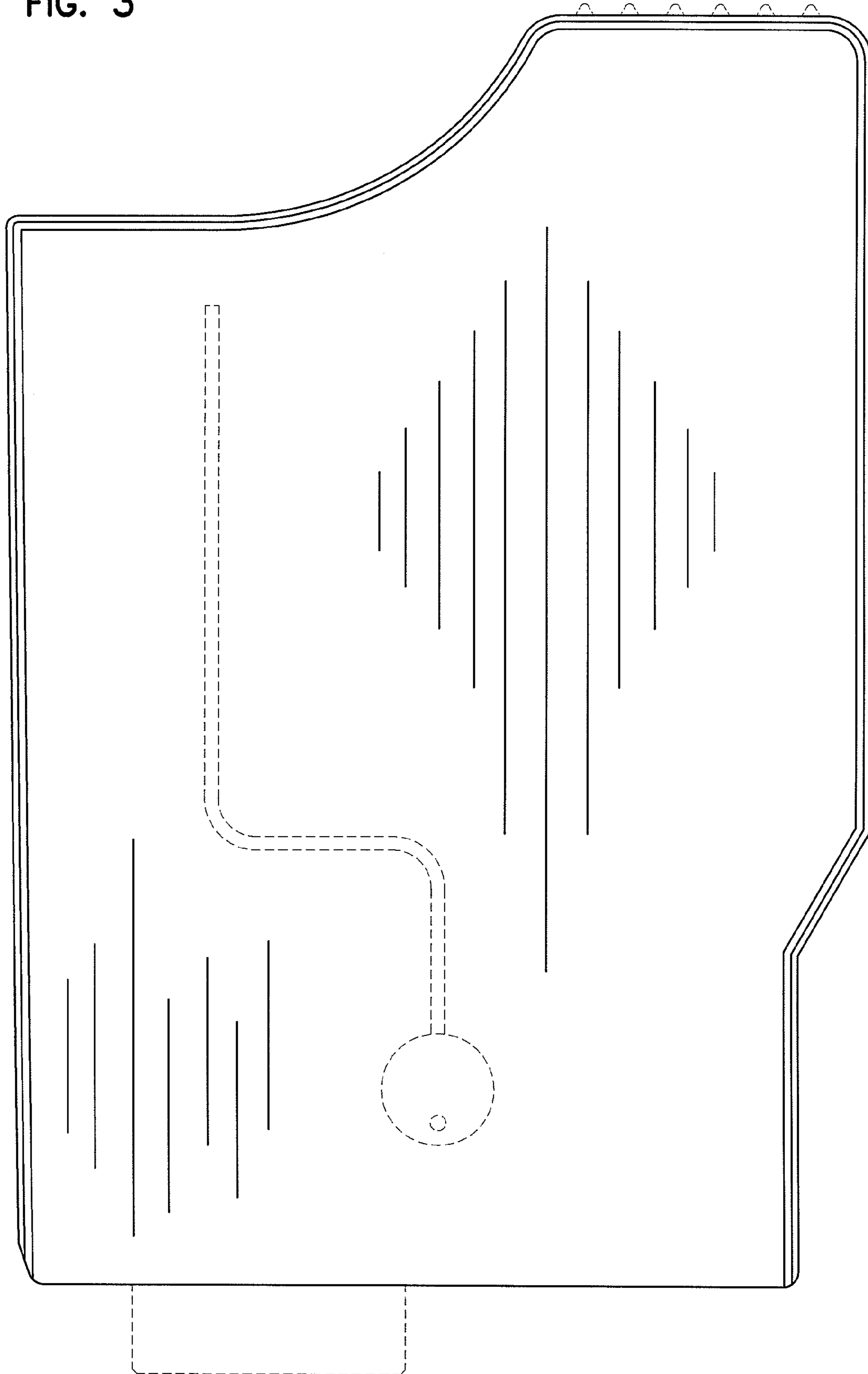


FIG. 4

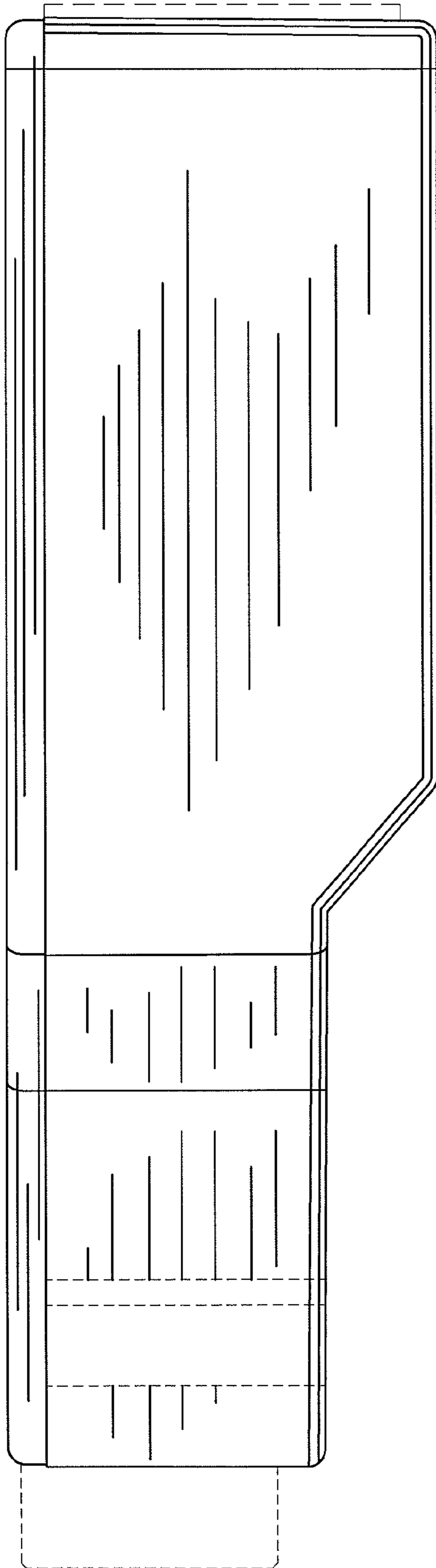


FIG. 5

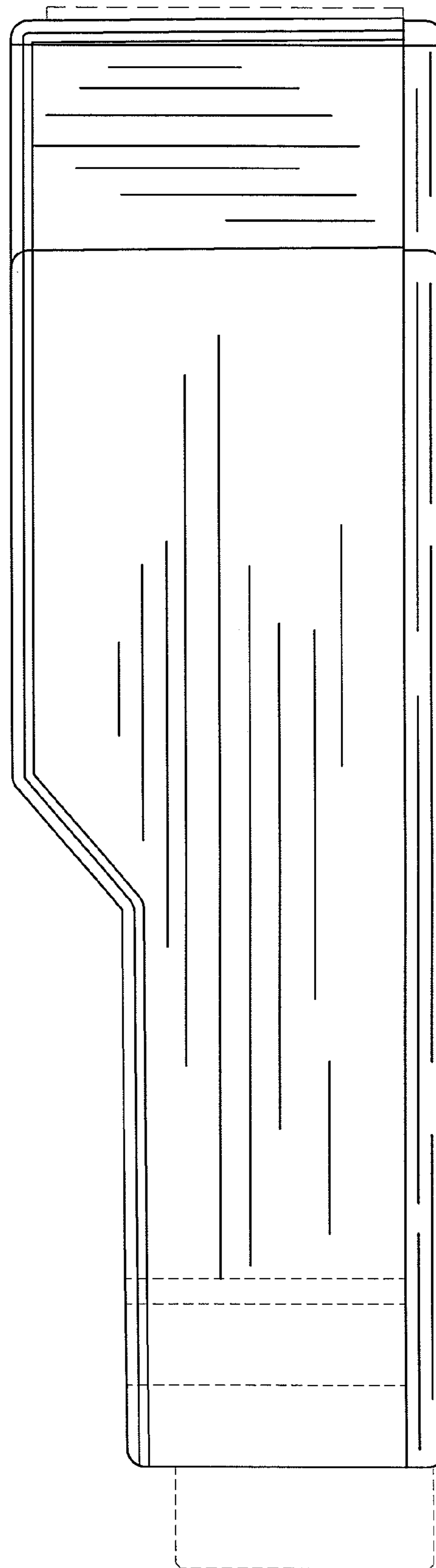


FIG. 6

