

US00D570867S

(12) **United States Design Patent**  
**Sadler et al.**

(10) **Patent No.:** **US D570,867 S**  
(45) **Date of Patent:** **\*\* Jun. 10, 2008**

- (54) **TRANSITIONAL IMAGE FOR A PORTION OF A DISPLAY SCREEN**
- (75) Inventors: **Jennifer L. Sadler**, Seattle, WA (US);  
**Nerea Armendariz**, Seattle, WA (US)
- (73) Assignee: **Microsoft Corporation**, Redmond, WA (US)
- (\*\*) Term: **14 Years**
- (21) Appl. No.: **29/265,186**
- (22) Filed: **Aug. 28, 2006**
- (51) **LOC (8) Cl.** ..... **14-04**
- (52) **U.S. Cl.** ..... **D14/488**
- (58) **Field of Classification Search** ..... D14/485-95;  
D18/24-33; D19/6; D20/11; D21/324-33;  
715/700-867, 973-77

- D475,719 S 6/2003 Horie
- D476,015 S 6/2003 Ombao et al.
- D478,595 S 8/2003 Istvan et al.
- D480,401 S 10/2003 Kahn et al.
- D494,983 S 8/2004 Peter et al.
- D494,984 S 8/2004 Peter et al.
- D495,338 S 8/2004 Peter et al.
- D518,487 S 4/2006 MacKenzie
- D518,829 S 4/2006 Hally et al.
- D520,512 S 5/2006 Clinton et al.
- D521,017 S 5/2006 Jewitt et al.
- D522,526 S 6/2006 Fong
- D522,528 S \* 6/2006 Hone et al. .... D14/488
- D523,444 S \* 6/2006 Hone et al. .... D14/488

See application file for complete search history.

(Continued)

*Primary Examiner*—Melanie H Tung  
(74) *Attorney, Agent, or Firm*—Banner & Witcoff, Ltd.

(56) **References Cited**

U.S. PATENT DOCUMENTS

- D341,848 S 11/1993 Bigelow et al.
- D389,471 S 1/1998 Newton et al.
- D404,385 S 1/1999 Hodgson
- D404,727 S 1/1999 Hodges Wilshire et al.
- D406,263 S 3/1999 Wilshire
- D408,389 S 4/1999 Newton et al.
- D413,588 S 9/1999 Hodgson
- D419,981 S 2/2000 Coleman
- D423,484 S 4/2000 Dangelmaier et al.
- D423,485 S 4/2000 Faris et al.
- D427,576 S 7/2000 Coleman
- D428,398 S 7/2000 Coleman
- D429,734 S 8/2000 Johnson
- D445,427 S 7/2001 Faris et al.
- D450,323 S 11/2001 Moore et al.
- D454,139 S 3/2002 Feldcamp
- D467,935 S 12/2002 Coleman
- D471,227 S 3/2003 Gray
- D473,236 S 4/2003 Robbin et al.
- D475,062 S 5/2003 Horie
- D475,063 S 5/2003 Horie

(57) **CLAIM**

The ornamental design for a transitional image for a portion of a display screen, as shown and described.


**DESCRIPTION**

FIG. 1 is a front view of a the first image of a transitional image for a portion of a display screen showing our new design; and,

FIG. 2 is a front view of the second image thereof.

The appearance of the image transitions sequentially between the images shown in FIGS. 1-2. The process or period in which the first image transitions to the other forms no part of the claimed design. The broken line showing of the two elements and the unshaded areas within them form no part of the claimed design. The broken line showing of a portion of a display screen is for illustrative purposes only and forms no part of the claimed design.

**1 Claim, 2 Drawing Sheets**



# US D570,867 S

Page 2

---

## U.S. PATENT DOCUMENTS

D524,320 S	7/2006	Winjum	D526,656 S	8/2006	Stabb et al.	
D524,321 S	7/2006	Hally et al.	D527,011 S	8/2006	Bixler	
D525,981 S	8/2006	Hally et al.	D527,012 S	8/2006	Cummins et al.	
D525,982 S	8/2006	Suzuki	D529,040 S *	9/2006	Stabb .....	D14/488
D525,983 S	8/2006	Hally et al.	D550,235 S *	9/2007	Armendariz .....	D14/487
D525,984 S	8/2006	Hally et al.	D550,689 S *	9/2007	Vigesaa .....	D14/487
D525,985 S	8/2006	Gibson et al.	D554,652 S *	11/2007	Shen et al. ....	D14/485
D526,323 S	8/2006	McDougall et al.	D557,268 S *	12/2007	Fletcher .....	D14/485
D526,324 S	8/2006	McDougall et al.	D558,214 S *	12/2007	Parish et al. ....	D14/486
D526,326 S	8/2006	Matsumoto	D562,833 S *	2/2008	Evans et al. ....	D14/485
D526,653 S	8/2006	McDougall et al.	D564,533 S *	3/2008	Sadler et al. ....	D14/487
D526,654 S	8/2006	McDougall et al.	D564,536 S *	3/2008	Sadler et al. ....	D14/487
D526,655 S	8/2006	McDougall et al.				

\* cited by examiner

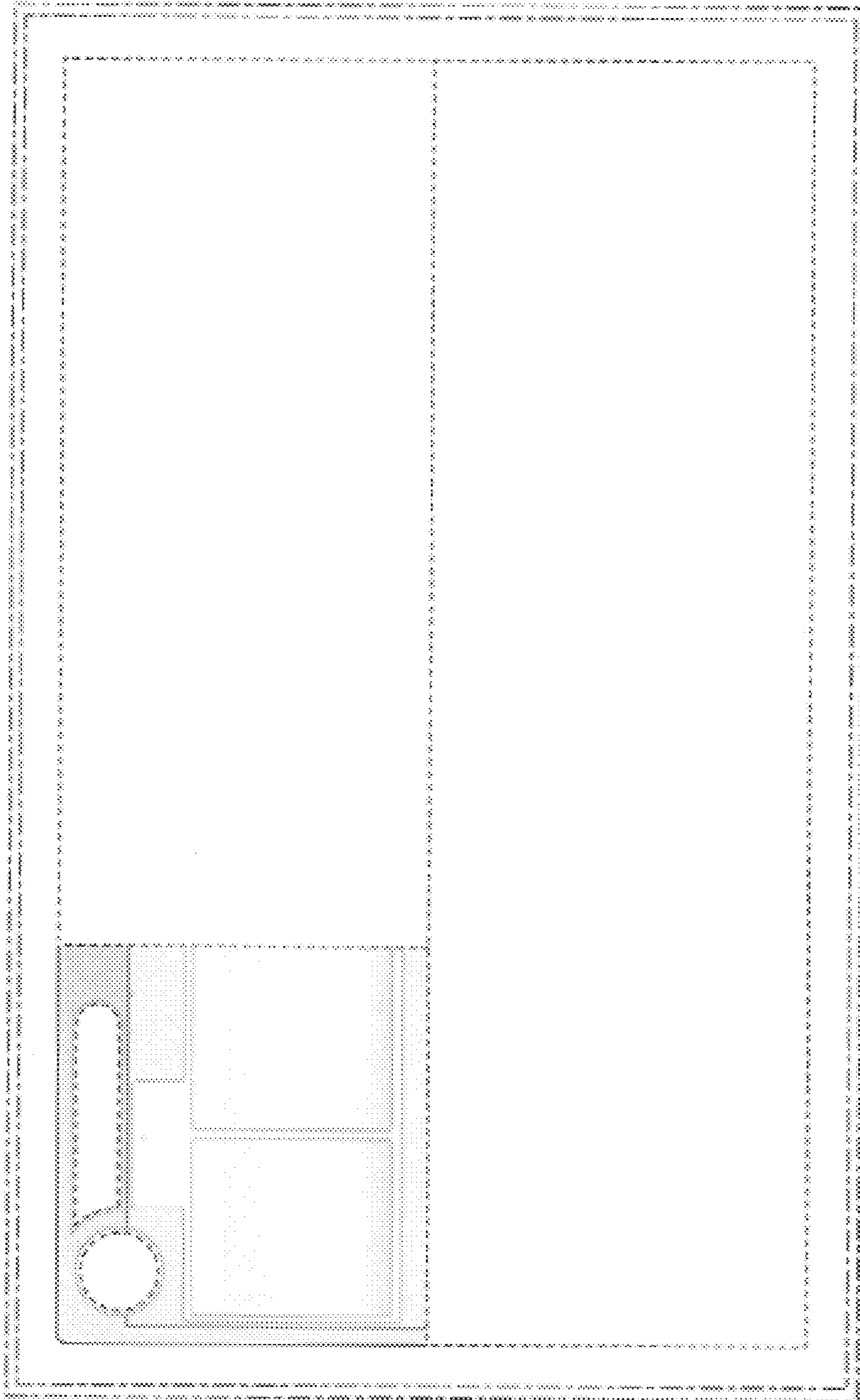


FIG. 1

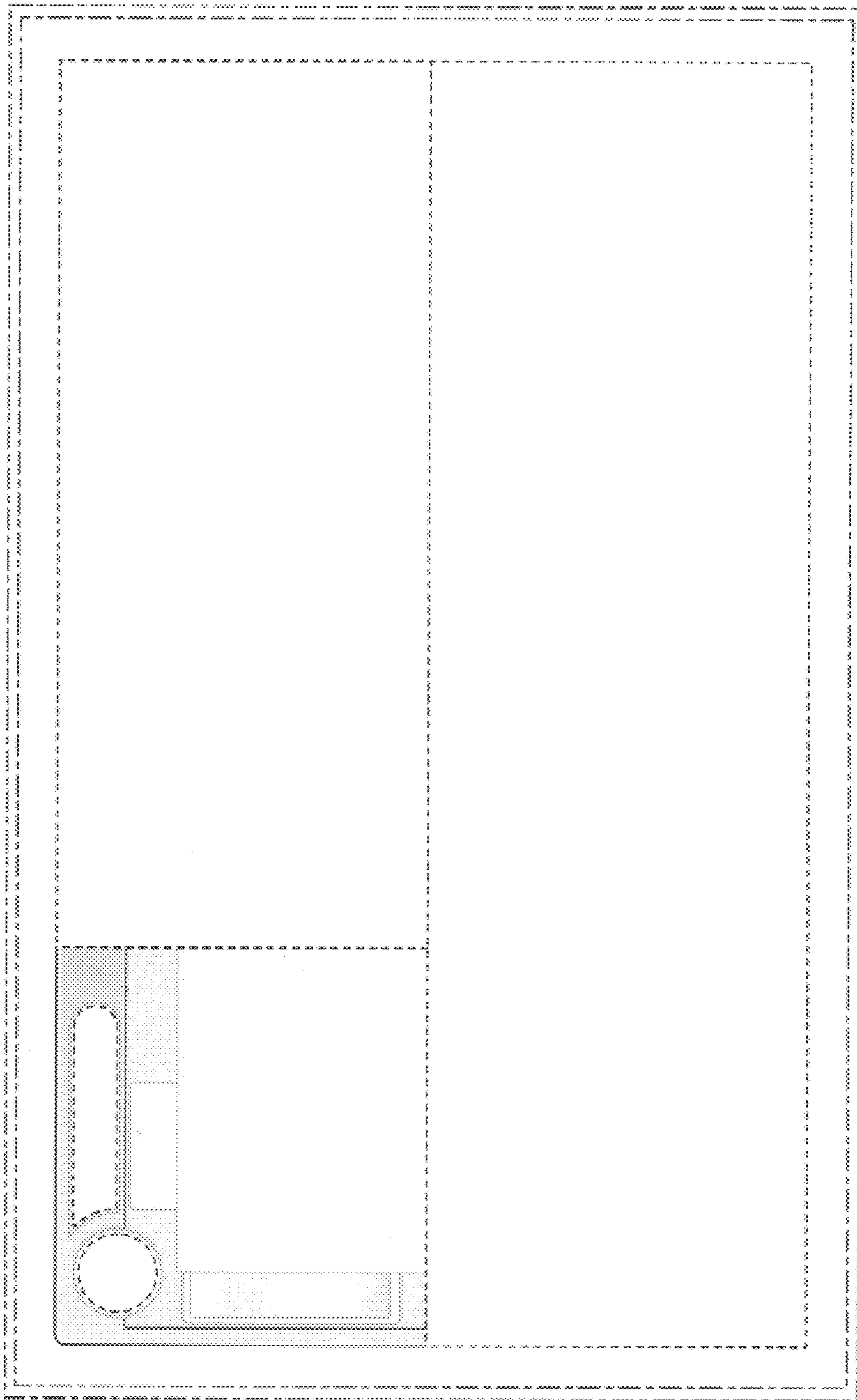


FIG. 2