



US00D570864S

(12) **United States Design Patent**
Sadler et al.

(10) **Patent No.:** **US D570,864 S**
(45) **Date of Patent:** **** Jun. 10, 2008**

- (54) **USER INTERFACE FOR A PORTION OF A DISPLAY SCREEN**
- (75) Inventors: **Jennifer L. Sadler**, Seattle, WA (US);
Xiaogang Yang, Seattle, WA (US)
- (73) Assignee: **Microsoft Corporation**, Redmond, WA (US)
- (**) Term: **14 Years**
- (21) Appl. No.: **29/246,996**
- (22) Filed: **May 23, 2006**

D482,042 S *	11/2003	Peters	D14/492
D540,341 S *	4/2007	Cummins et al.	D14/487
D551,240 S *	9/2007	Cummins	D14/486
D552,618 S *	10/2007	Sato et al.	D14/486
D555,165 S *	11/2007	Myers et al.	D14/487
D556,766 S *	12/2007	Keohane	D14/487

* cited by examiner

Primary Examiner—Melanie H Tung
(74) *Attorney, Agent, or Firm*—Banner & Witcoff, Ltd.

Related U.S. Application Data

- (63) Continuation of application No. 29/246,933, filed on May 22, 2006.
- (51) **LOC (8) Cl.** **14-04**
- (52) **U.S. Cl.** **D14/487**
- (58) **Field of Classification Search** D14/485-95;
D18/24-33; D19/6; D20/11; D21/324-33;
715/700-867, 973-77; D16/133
See application file for complete search history.

References Cited

U.S. PATENT DOCUMENTS

D423,483 S * 4/2000 Hodgson D14/485


(57) **CLAIM**

The ornamental design for a user interface for a portion of a display screen, as shown and described.

DESCRIPTION

FIG. 1 is a front view of a user interface for a portion of a display screen showing our new design; and, FIG. 2 is an enlarged front view thereof, the user interface is shown separately for clarity of illustration. The broken line showing of a portion of a display screen in FIG. 1 is for illustrative purposes only and forms no part of the claimed design.

1 Claim, 2 Drawing Sheets






FIG. 1




FIG. 2