

US00D570861S

(12) **United States Design Patent** (10) **Patent No.:** **US D570,861 S**
Sadler et al. (45) **Date of Patent:** **** Jun. 10, 2008**

(54) **USER INTERFACE FOR A PORTION OF A DISPLAY SCREEN**
(75) Inventors: **Jennifer L. Sadler**, Seattle, WA (US);
Nerea Armendariz, Seattle, WA (US);
Xiaogang Yang, Seattle, WA (US)
(73) Assignee: **Microsoft Corporation**, Redmond, WA (US)
(**) Term: **14 Years**
(21) Appl. No.: **29/265,184**
(22) Filed: **Aug. 28, 2006**
(51) **LOC (8) Cl.** **14-04**
(52) **U.S. Cl.** **D14/486**
(58) **Field of Classification Search** D14/485-95;
D18/24-33; D19/6; D20/11; D21/324-33;
715/700-867, 973-77
See application file for complete search history.

D475,063 S 5/2003 Horie
D475,719 S 6/2003 Horie
D476,015 S 6/2003 Ombao et al.
D478,595 S 8/2003 Istvan et al.
D480,401 S 10/2003 Kahn et al.
D494,983 S 8/2004 Peter et al.
D494,984 S 8/2004 Peter et al.
D495,338 S 8/2004 Peter et al.
D518,487 S 4/2006 MacKenzie
D518,829 S 4/2006 Hally et al.
D520,512 S 5/2006 Clinton et al.
D521,017 S 5/2006 Jewitt et al.
D522,526 S 6/2006 Fong
D523,444 S 6/2006 Hone et al.
D524,320 S 7/2006 Winjum
D524,321 S 7/2006 Hally et al.
D525,981 S 8/2006 Hally et al.
D525,982 S 8/2006 Suzuki

(Continued)

Primary Examiner—Melanie H Tung
(74) *Attorney, Agent, or Firm*—Banner & Witcoff, Ltd.

(56) **References Cited**

U.S. PATENT DOCUMENTS

D341,848 S 11/1993 Bigelow et al.
D389,471 S 1/1998 Newton et al.
D404,385 S 1/1999 Hodgson
D404,727 S 1/1999 Hodges Wilshire et al.
D406,263 S 3/1999 Wilshire
D408,389 S 4/1999 Newton et al.
D413,588 S 9/1999 Hodgson
D419,981 S 2/2000 Coleman
D423,484 S 4/2000 Dangelmaier et al.
D423,485 S 4/2000 Faris et al.
D427,576 S 7/2000 Coleman
D428,398 S 7/2000 Coleman
D429,734 S 8/2000 Johnson
D445,427 S 7/2001 Faris et al.
D450,323 S 11/2001 Moore et al.
D454,139 S 3/2002 Feldcamp
D467,935 S 12/2002 Coleman
D471,227 S 3/2003 Gray
D473,236 S 4/2003 Robbin et al.
D475,062 S 5/2003 Horie

(57) **CLAIM**

The ornamental design for a user interface for a portion of a display screen, as shown and described.


DESCRIPTION

FIG. 1 is a front view of a user interface for a portion of a display screen showing our new design; and,

FIG. 2 is an enlarged front view thereof, the user interface is shown separately for clarity of illustration. The broken line edges are not part of the claimed design.

In both figure views, the broken line showing of the two elements and the unshaded areas within them form no part of the claimed design. The broken line showing of a portion of a display screen in FIG. 1 is for illustrative purposes only and forms no part of the claimed design.

1 Claim, 2 Drawing Sheets



US D570,861 S

Page 2

U.S. PATENT DOCUMENTS

D525,983 S	8/2006	Hally et al.	D526,656 S	8/2006	Stabb et al.	
D525,984 S	8/2006	Hally et al.	D527,011 S	8/2006	Bixler	
D525,985 S	8/2006	Gibson et al.	D527,012 S	8/2006	Cummins et al.	
D526,323 S	8/2006	McDougall et al.	D550,235 S *	9/2007	Armendariz	D14/487
D526,324 S	8/2006	McDougall et al.	D550,689 S *	9/2007	Vigesaa	D14/487
D526,326 S	8/2006	Matsumotot	D554,652 S *	11/2007	Shen et al.	D14/485
D526,653 S	8/2006	McDougall et al.	D557,268 S *	12/2007	Fletcher	D14/485
D526,654 S	8/2006	McDougall et al.	D558,214 S *	12/2007	Parish et al.	D14/486
D526,655 S	8/2006	McDougall et al.	D562,833 S *	2/2008	Evans et al.	D14/485

* cited by examiner




FIG. 1




FIG. 2