

US00D570833S

(12) **United States Design Patent**
He

(10) **Patent No.:** **US D570,833 S**
(45) **Date of Patent:** **** Jun. 10, 2008**

(54) **FRONT COVER OF A HANDSET**
(75) Inventor: **Wei He**, Beijing (CN)
(73) Assignee: **Nokia Corporation**, Espoo (FI)
(**) Term: **14 Years**
(21) Appl. No.: **29/249,222**
(22) Filed: **Sep. 27, 2006**
(30) **Foreign Application Priority Data**
Mar. 30, 2006 (FI) M20060069
(51) **LOC (8) Cl.** **14-03**
(52) **U.S. Cl.** **D14/248**
(58) **Field of Classification Search** D14/137-138,
D14/147-148, 156, 218, 247-248, 341-347,
D14/496, 390, 399; D16/208; D21/329,
D21/331, 333, 517; 348/14.01-14.02; 361/814;
379/433.01-433.13; 455/90.3, 556.1-556.2,
455/566, 575.1, 575.3, 575.4; D13/164,
D13/168; 439/165
See application file for complete search history.

(56) **References Cited**
U.S. PATENT DOCUMENTS
D515,537 S * 2/2006 Kim et al. D14/138
D517,039 S * 3/2006 Lee D14/138
D523,836 S * 6/2006 Park D14/138
D532,767 S * 11/2006 Yoshino et al. D14/138
D541,246 S * 4/2007 Kim et al. D14/138
D541,265 S * 4/2007 Sheu D14/248
D545,792 S * 7/2007 Kim et al. D14/138
D545,800 S * 7/2007 Ou et al. D14/138
D549,208 S * 8/2007 Huang et al. D14/138
D549,224 S * 8/2007 Fahlgren D14/248
D549,700 S * 8/2007 Lyles D14/248
2006/0097931 A1* 5/2006 Kim et al. 343/702

2006/0105806 A1* 5/2006 Vance et al. 455/556.1

FOREIGN PATENT DOCUMENTS

WO DM/066599 * 4/2005
WO DM/069167 * 7/2007

OTHER PUBLICATIONS

Sony Ericsson T630, announced 4Q 2003, <URL:www.gsmarena.com>, retrieved from internet Oct. 6, 2007.*
Motorola MPx100, announced 1Q 2004, <URL:www.gsmarena.com>, retrieved from internet Oct. 6, 2007.*
Nokia 6021, announced 1Q 2005, <URL:www.gsmarena.com>, retrieved from internet Oct. 6, 2007.*

* cited by examiner

Primary Examiner—Ian Simmons
Assistant Examiner—Carla Wright
(74) *Attorney, Agent, or Firm*—Banner & Witcoff, Ltd.

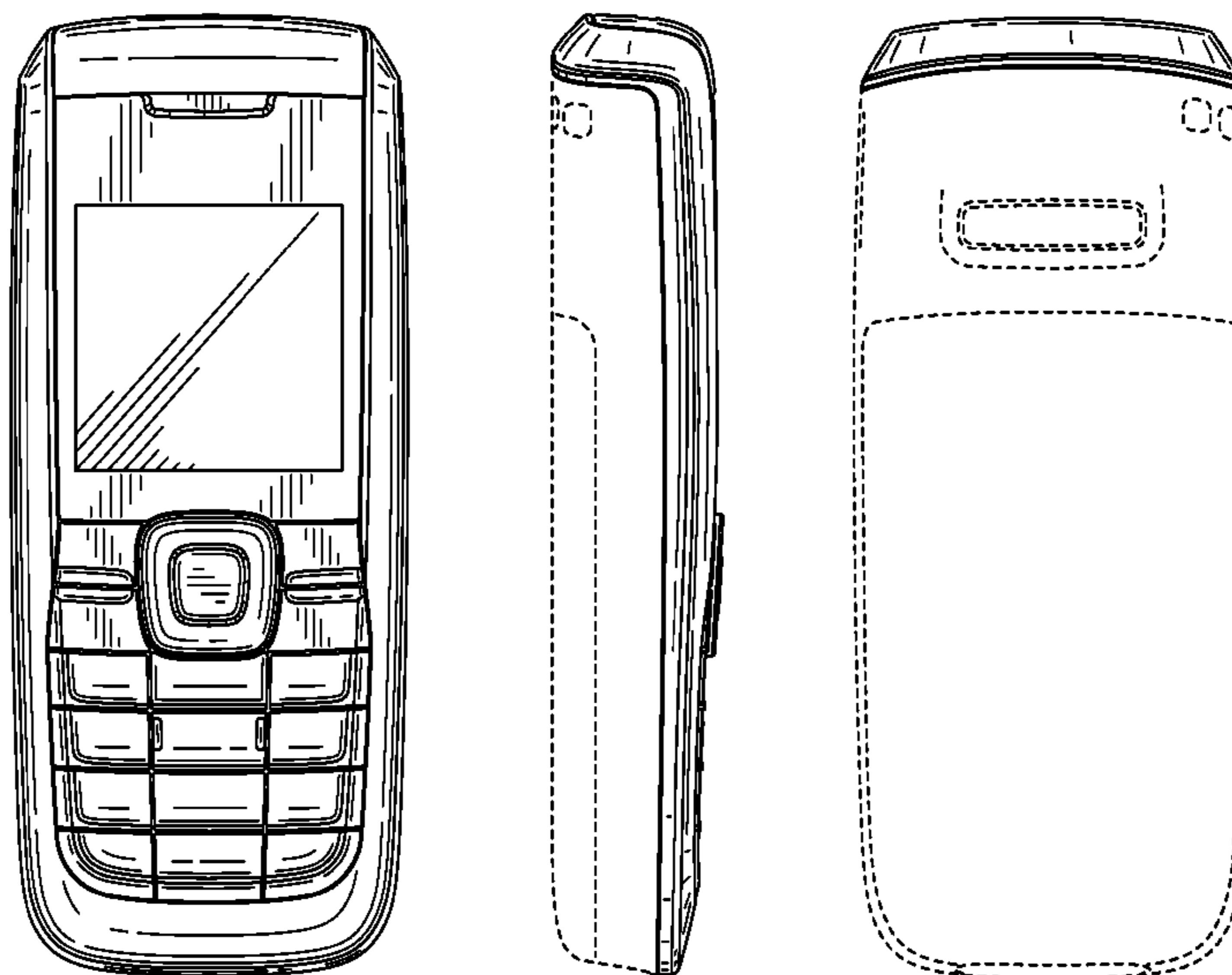
(57) **CLAIM**

The ornamental design for a front cover of a handset, as shown and described.

DESCRIPTION

FIG. 1 is a front view of a front cover of a handset showing my new design;
FIG. 2 is a left side view thereof;
FIG. 3 is a right side view thereof;
FIG. 4 is a rear view thereof;
FIG. 5 is a perspective front view thereof;
FIG. 6 is a perspective rear view thereof;
FIG. 7 is a top plan view thereof; and,
FIG. 8 is a bottom plan view thereof.
The broken lines showing the remainder of the handset in FIGS. 1-8 is for illustrative purposes only and forms no part of the claimed design.

1 Claim, 4 Drawing Sheets



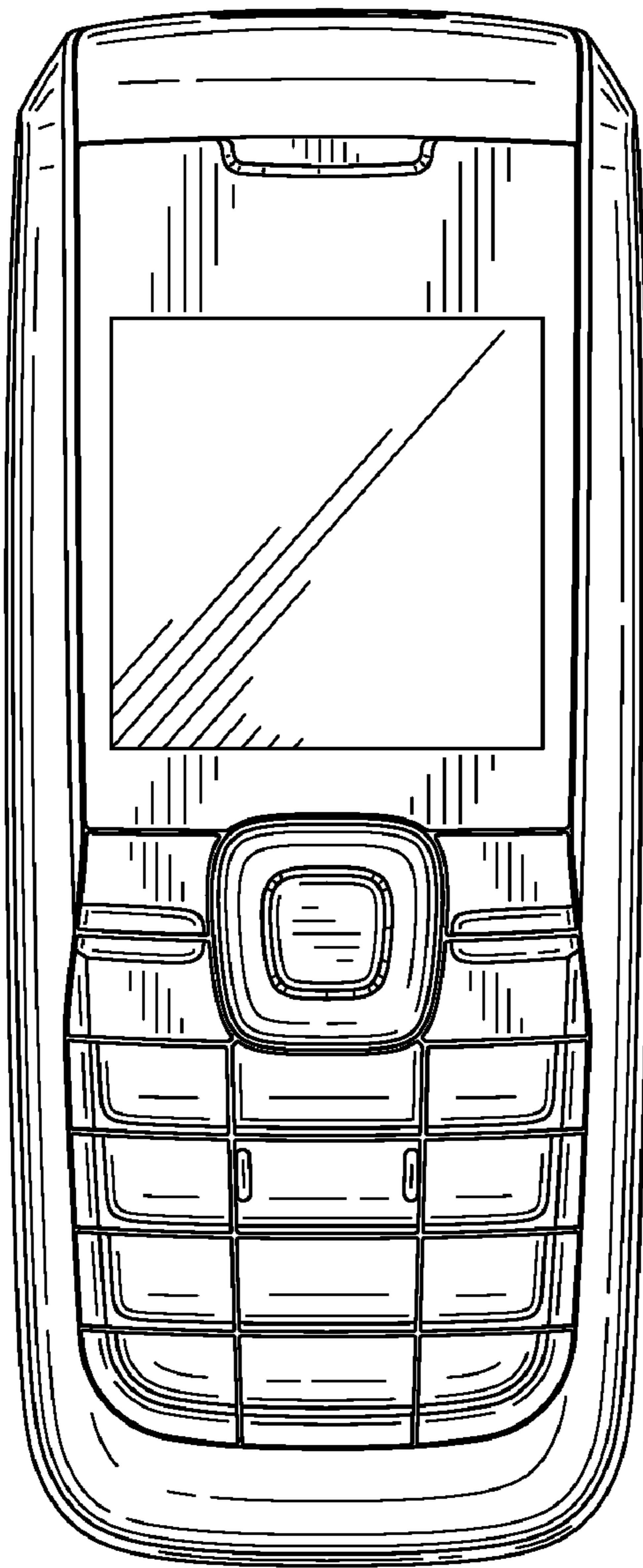


FIG. 1




FIG. 2




FIG. 3




FIG. 4

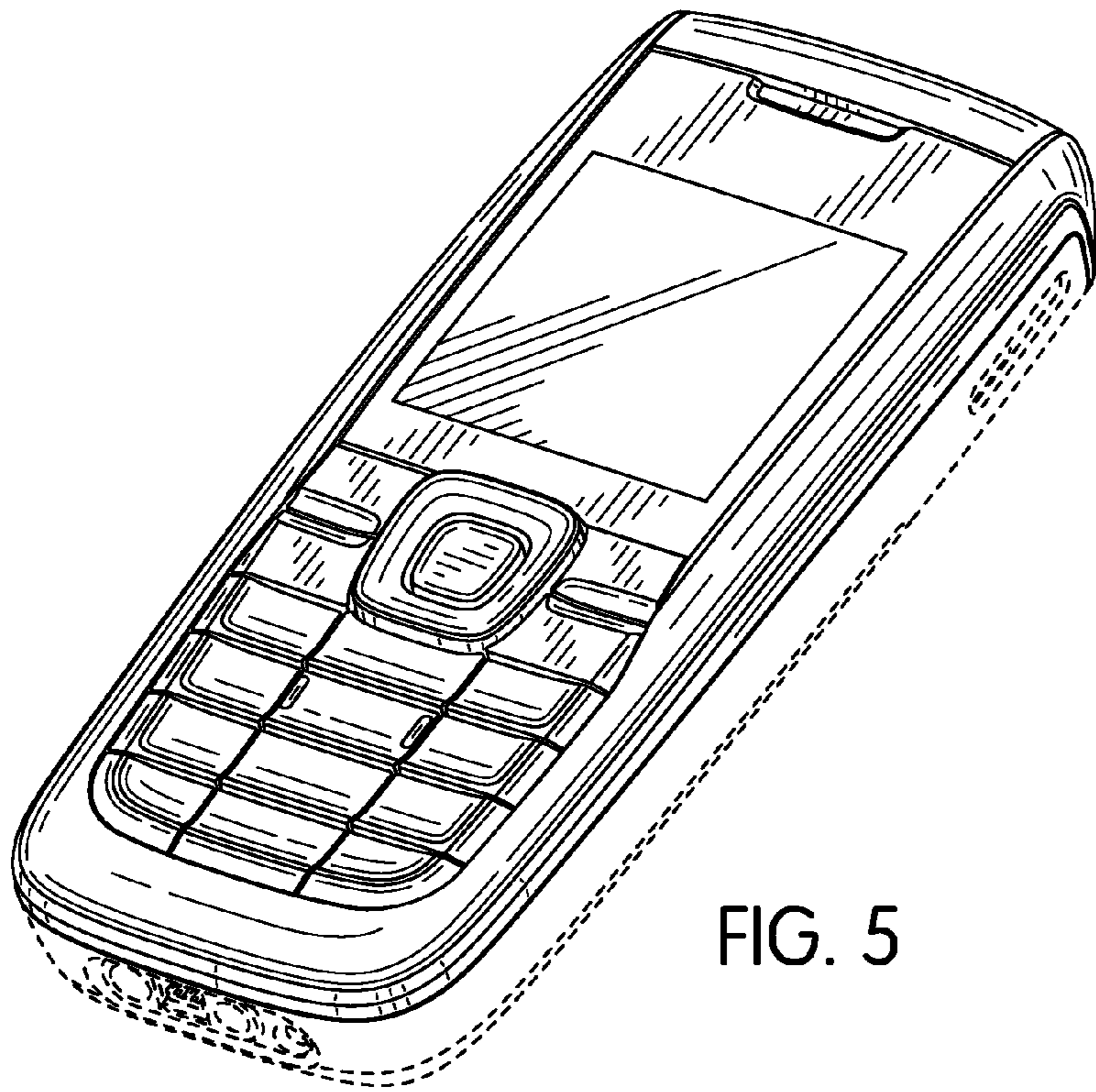


FIG. 5

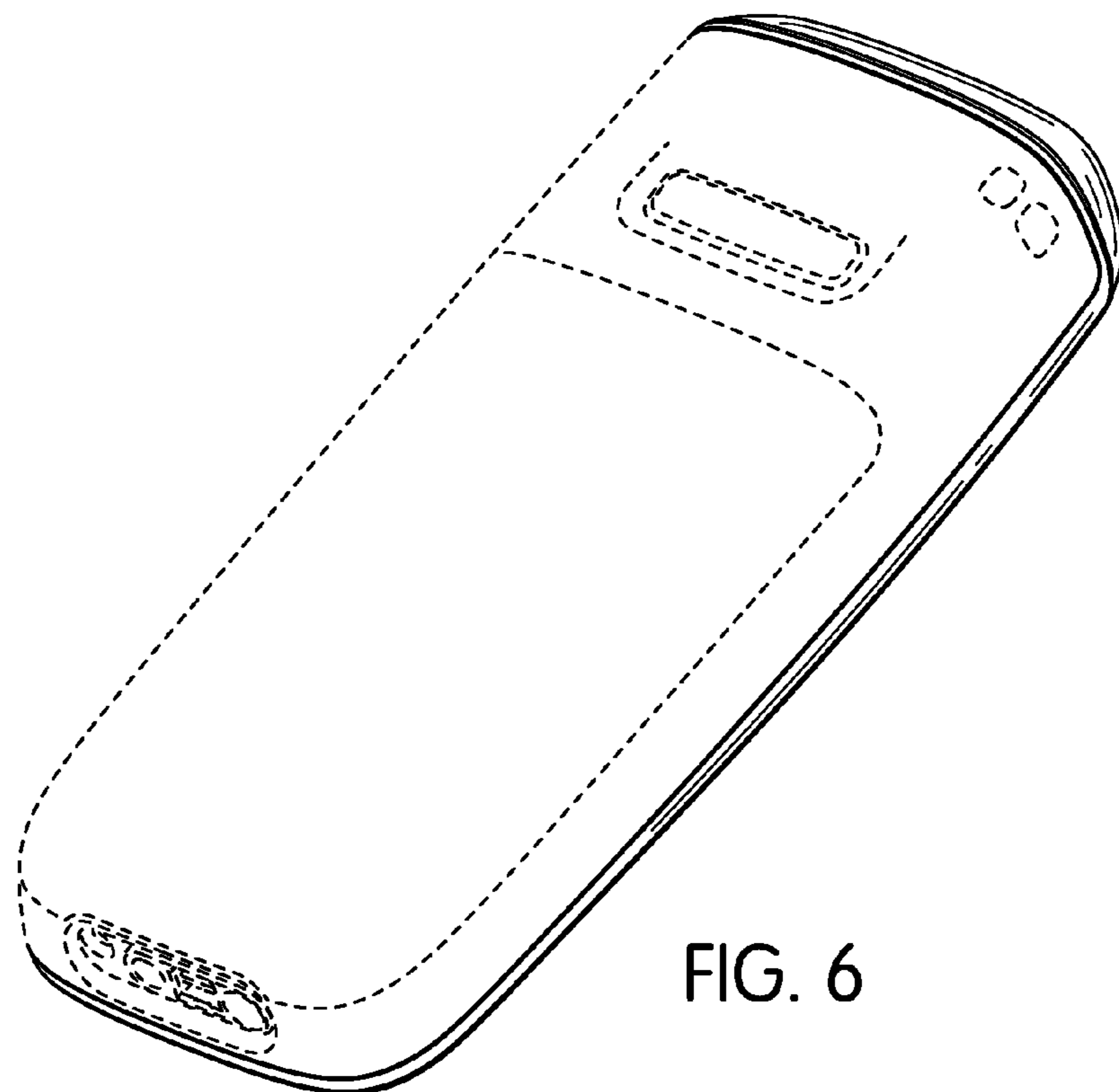


FIG. 6

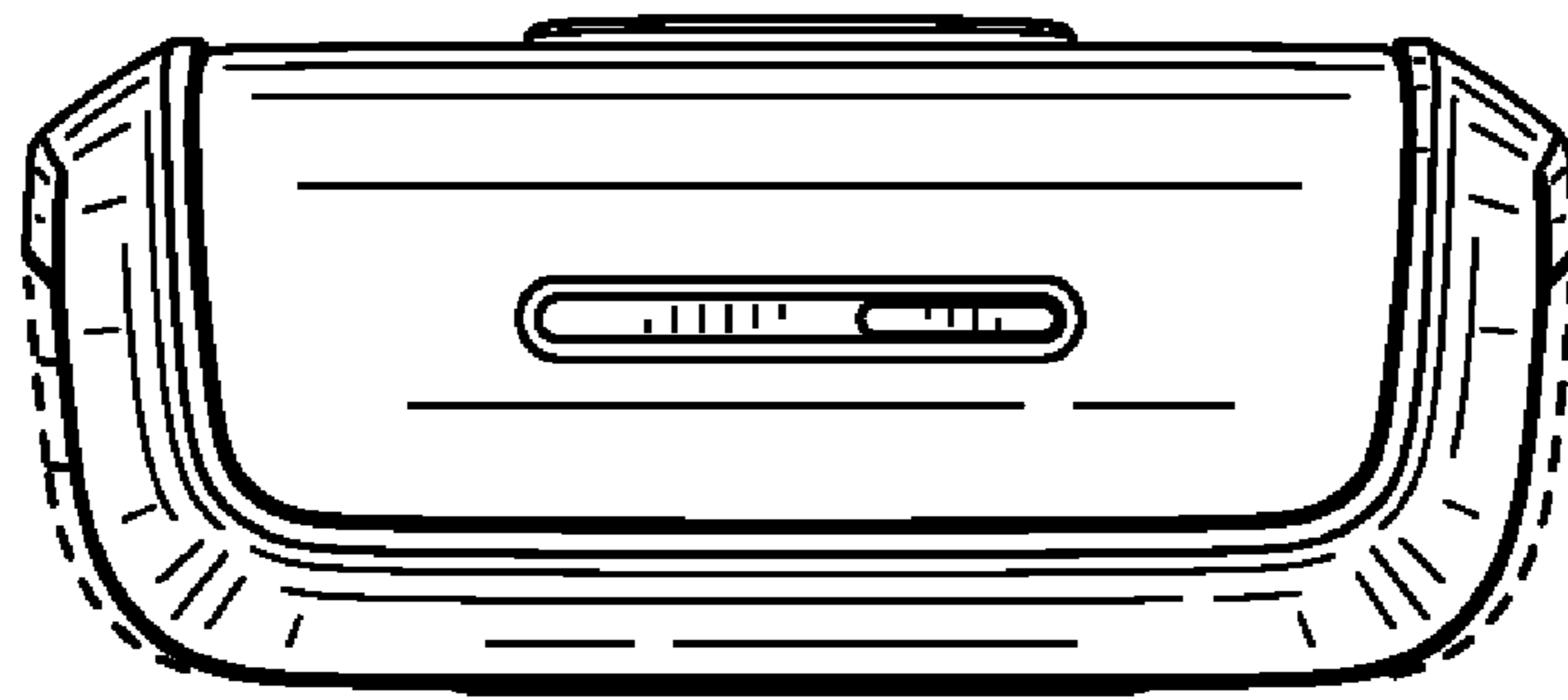


FIG. 7

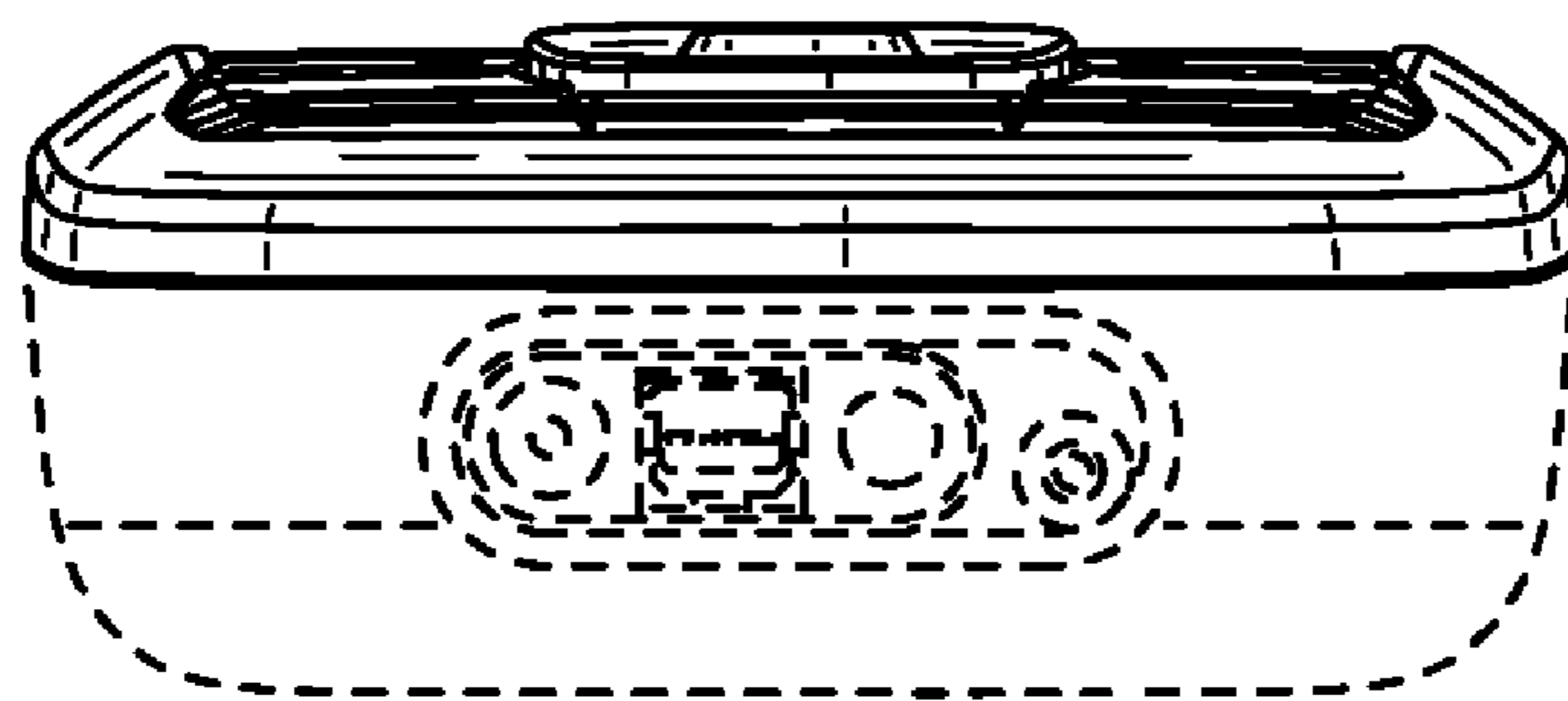


FIG. 8