

US00D570823S

(12) **United States Design Patent**  
**Duarte et al.**

(10) **Patent No.:** **US D570,823 S**  
(45) **Date of Patent:** **\*\* Jun. 10, 2008**

(54) **Y-CONNECTOR FOR A STEREO HEADSET**

(75) Inventors: **Matias Duarte**, Los Angeles, CA (US);  
**Harout Mkhitarian**, Altadena, CA  
(US); **Chan Hans Liu**, Rosemead City,  
CA (US); **Mun Gwen Chong**, Hacienda  
Heights, CA (US)

(73) Assignee: **Helio, LLC**, Los Angeles, CA (US)

(\*\*) Term: **14 Years**

(21) Appl. No.: **29/271,804**

(22) Filed: **Jan. 26, 2007**

(51) **LOC (8) Cl.** ..... **14-01**

(52) **U.S. Cl.** ..... **D14/205**

(58) **Field of Classification Search** ..... D14/205–206,  
D14/223, 188, 192, 217, 218, 240, 243, 256,  
D14/356, 433; D13/133, 146; 181/129–130;  
381/373, 380, 381; 379/430

See application file for complete search history.

(56) **References Cited**

U.S. PATENT DOCUMENTS

D191,399 S *	9/1961	Leach	.....	D13/146
D314,964 S *	2/1991	Chung	.....	D14/192
D347,208 S *	5/1994	Martin et al.	.....	D13/133
D430,148 S *	8/2000	DeLeon	.....	D14/240
6,374,126 B1	4/2002	MacDonald et al.		
D465,472 S *	11/2002	Bosch	.....	D14/206
D469,770 S *	2/2003	Carpenter et al.	.....	D14/433
D470,833 S *	2/2003	Rath et al.	.....	D14/205
6,519,475 B1	2/2003	Kim		

D481,377 S *	10/2003	Eguchi	.....	D14/223
D484,137 S *	12/2003	Wikel et al.	.....	D14/433
D493,175 S *	7/2004	Schmidt et al.	.....	D14/433
D511,157 S *	11/2005	Johnson	.....	D14/223
6,985,592 B1	1/2006	Ban et al.		
D524,310 S *	7/2006	Kent et al.	.....	D14/356
7,086,512 B2	8/2006	Shack et al.		

OTHER PUBLICATIONS

U.S. Appl. No. 29/271,774, filed Jan. 26, 2007, Duarte et al.  
Nokia HDD-1 Stereo Headphones Description—MobilePlanet, p. 1  
<http://www.mobileplanet.com/d.aspx?i=102693>.

\* cited by examiner

*Primary Examiner*—Paula A. Greene

(74) *Attorney, Agent, or Firm*—Kirkpatrick & Lockhart  
Preston Gates Ellis LLP

(57) **CLAIM**

The ornamental design for a Y-connector for a stereo head-  
set, as shown and described.

**DESCRIPTION**

FIG. 1 is a rear elevated view of a Y-connector for a stereo  
headset;

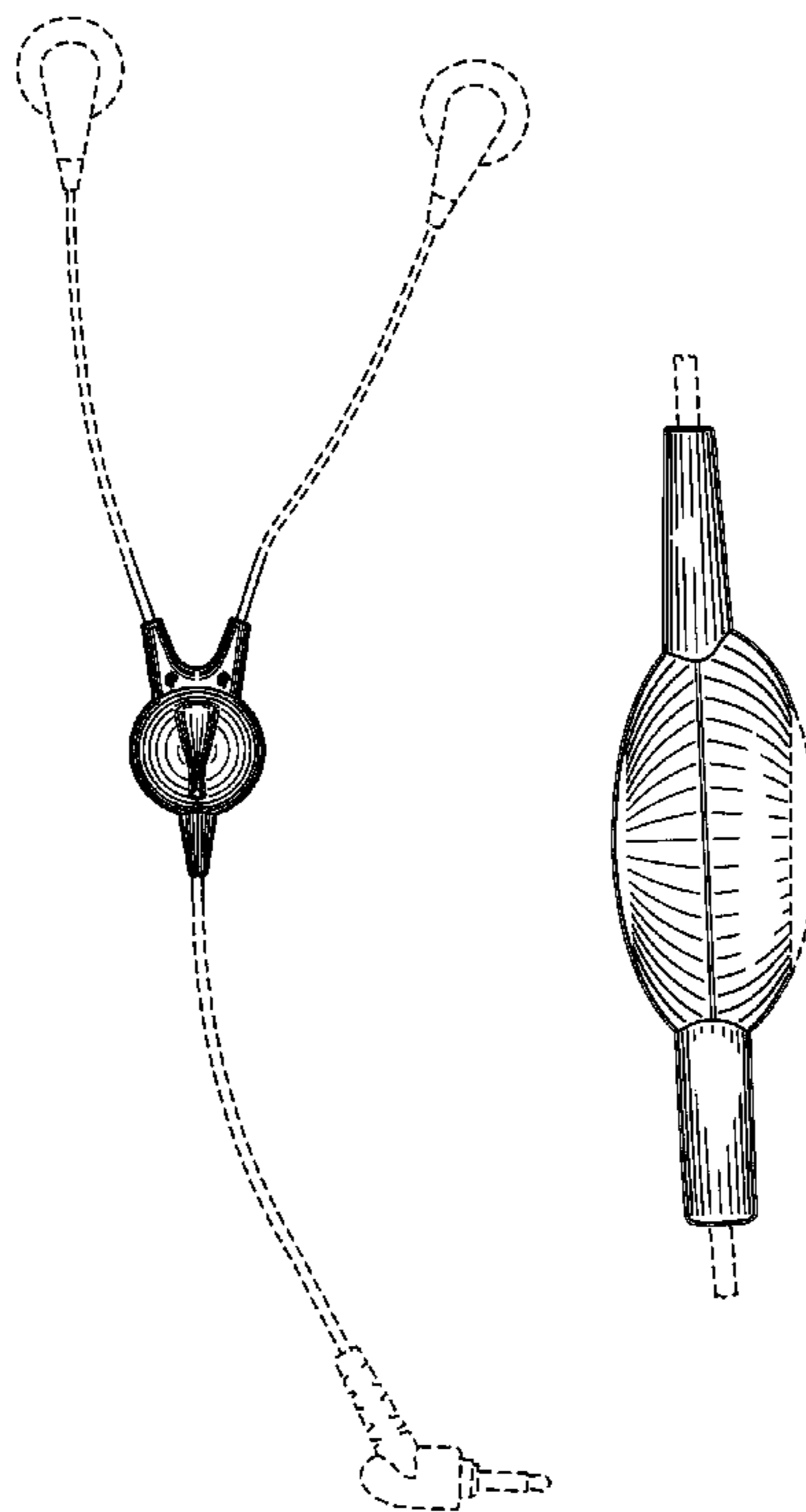
FIG. 2 is an enlarged rear view of the Y-connector;

FIG. 3 is an enlarged side view of the Y-connector, the  
opposite side is a mirror image; and,

FIG. 4 is an enlarged front view of the Y-connector.

The broken lines are included for the purpose of illustration  
and form no part of the claimed design.

**1 Claim, 2 Drawing Sheets**



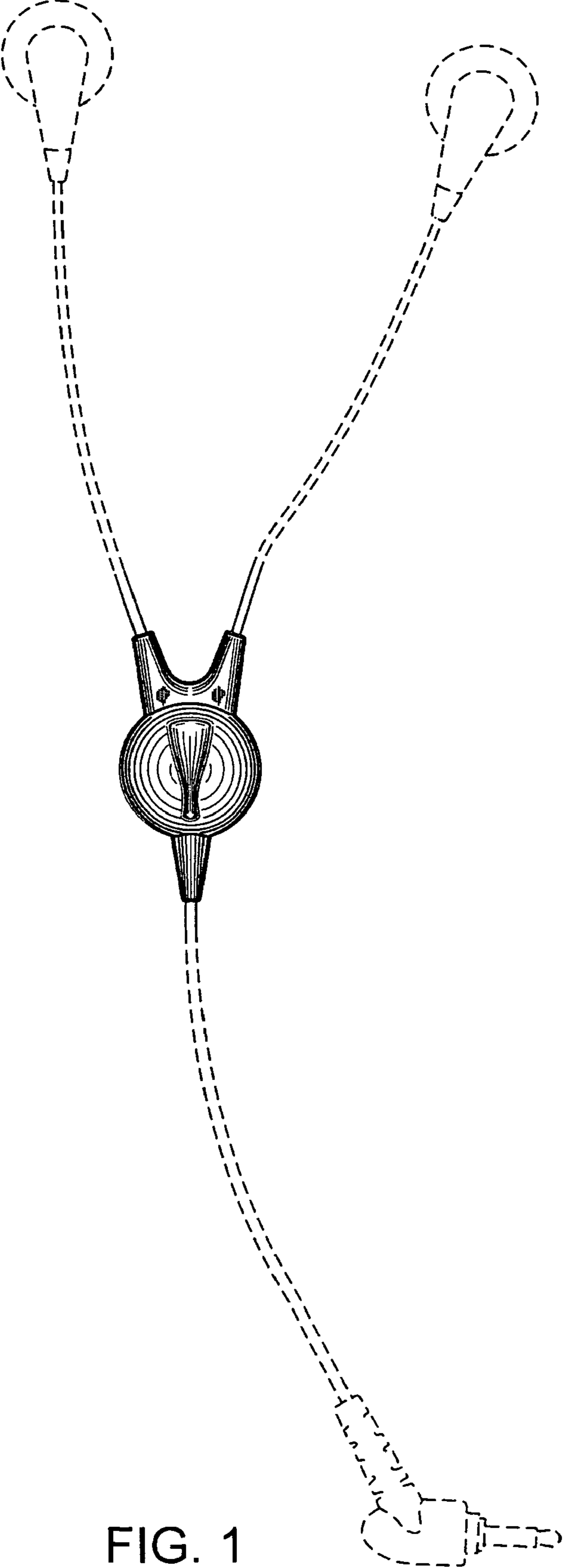


FIG. 1

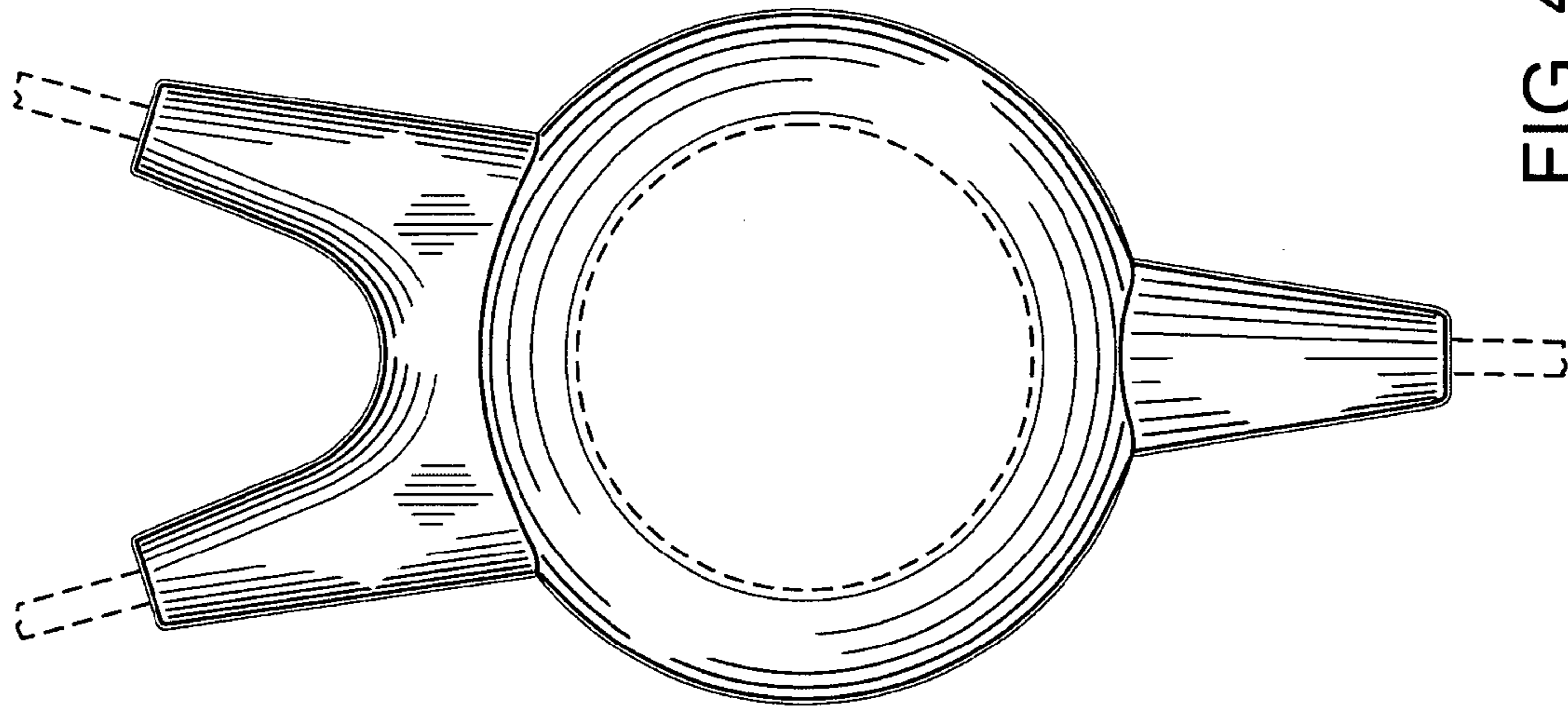


FIG. 4

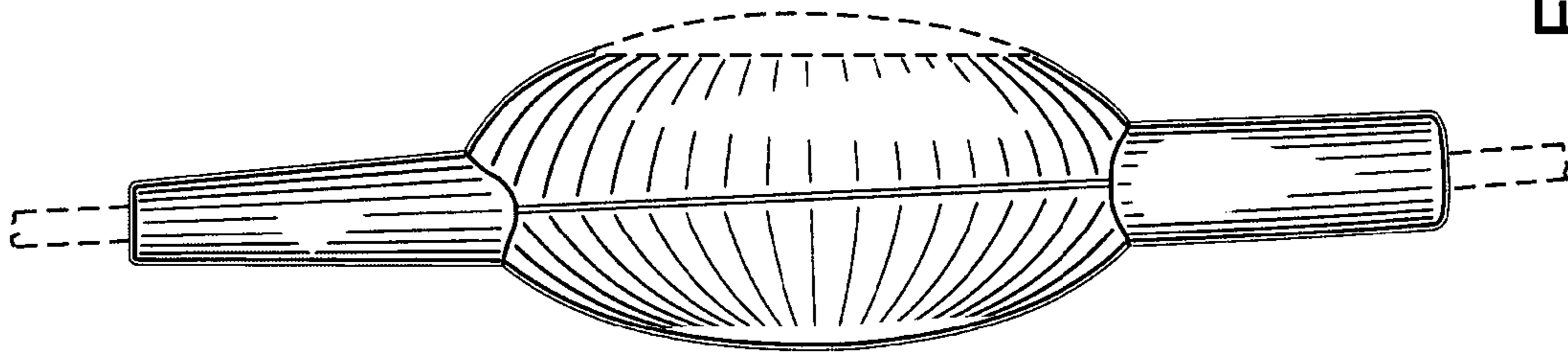


FIG. 3

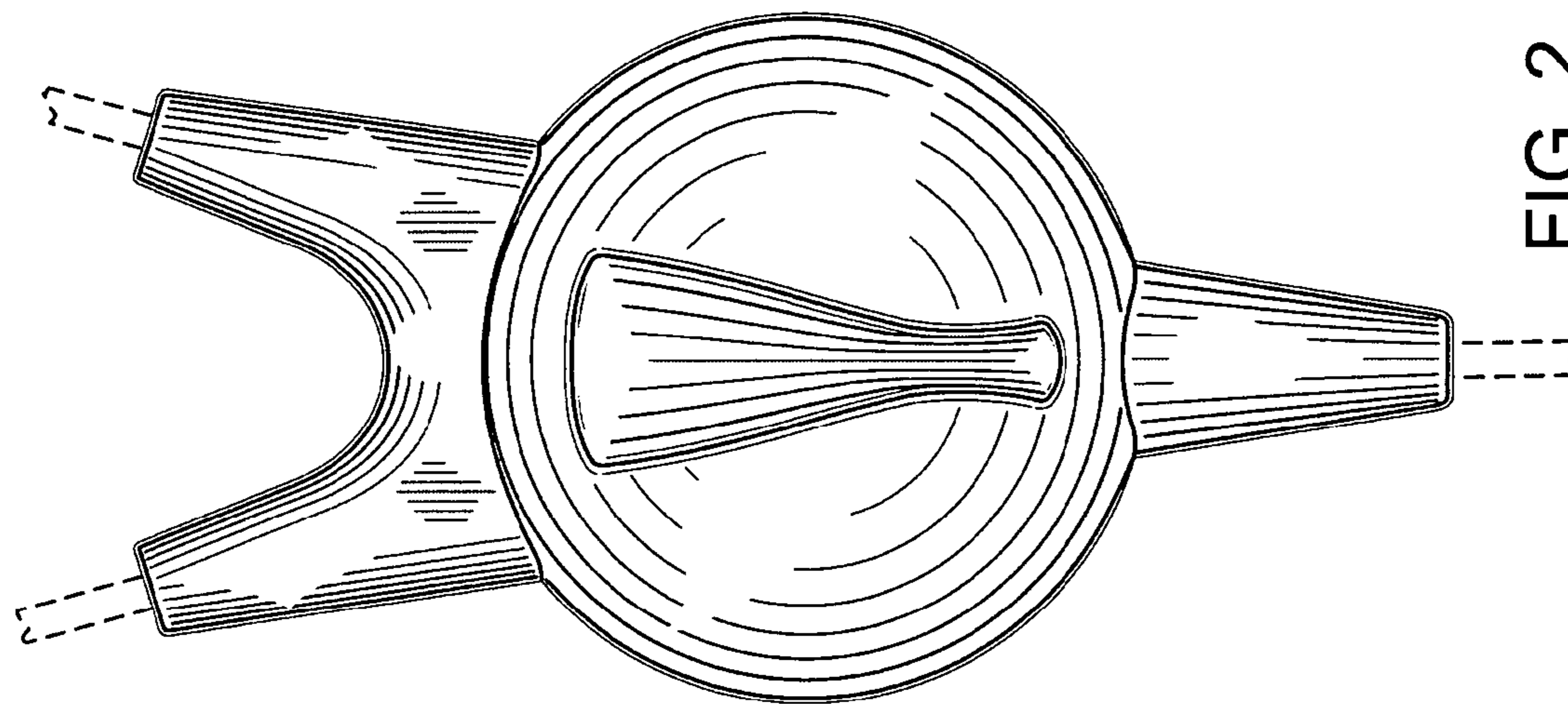


FIG. 2