

US00D570821S

(12) **United States Design Patent**  
**Probst et al.**

(10) **Patent No.:** **US D570,821 S**  
(45) **Date of Patent:** **\*\* Jun. 10, 2008**

(54) **TUBE MICROPHONE AMPLIFIER**

(75) Inventors: **Eli Gregory Probst**, Thousand Oaks, CA (US); **Todd Metlen**, Ojai, CA (US)

(73) Assignee: **Baltic Latvian Universal Electronics**, Westlake Village, CA (US)

(\*\*) Term: **14 Years**

(21) Appl. No.: **29/262,315**

(22) Filed: **Jun. 30, 2006**

(51) **LOC (8) Cl.** ..... **14-03**

(52) **U.S. Cl.** ..... **D14/188; D14/226**

(58) **Field of Classification Search** ..... D14/168, D14/169, 179, 194-198, 225, 226, 228, 229, D14/257, 265, 299; 330/1 R, 3, 4, 250; 381/86, 381/120; 455/344-351

See application file for complete search history.

(56) **References Cited**

**U.S. PATENT DOCUMENTS**

- D148,192 S \* 12/1947 Simons ..... D14/195
- D313,024 S \* 12/1990 Richards et al. .... D14/265
- D322,068 S \* 12/1991 Yamakawa ..... D14/168

- D322,252 S \* 12/1991 Tanaka ..... D14/188
- D524,286 S \* 7/2006 Sogabe ..... D14/168
- D535,283 S \* 1/2007 Salerno ..... D14/188
- D554,604 S \* 11/2007 Sogabe ..... D14/136

\* cited by examiner

*Primary Examiner*—Prabhakar Deshmukh

*Assistant Examiner*—Keli' L. Acker

(74) *Attorney, Agent, or Firm*—Philip T. Virga

(57) **CLAIM**

The ornamental design for a tube microphone amplifier, as shown and described.

**DESCRIPTION**

FIG. 1 is a front view of a tube microphone amplifier showing my new design;

FIG. 2 is a back view thereof;


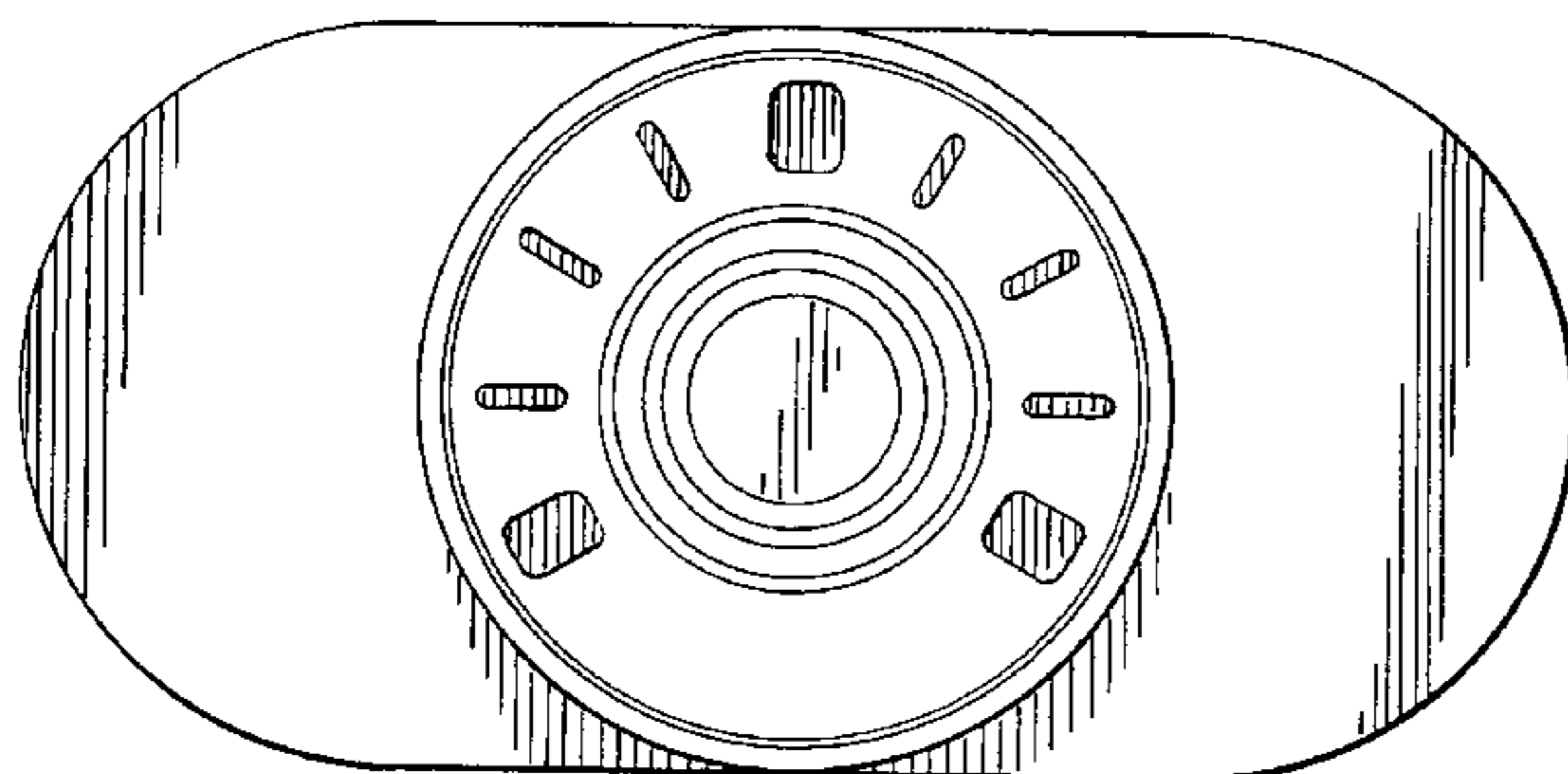
FIG. 3 is a top view thereof;

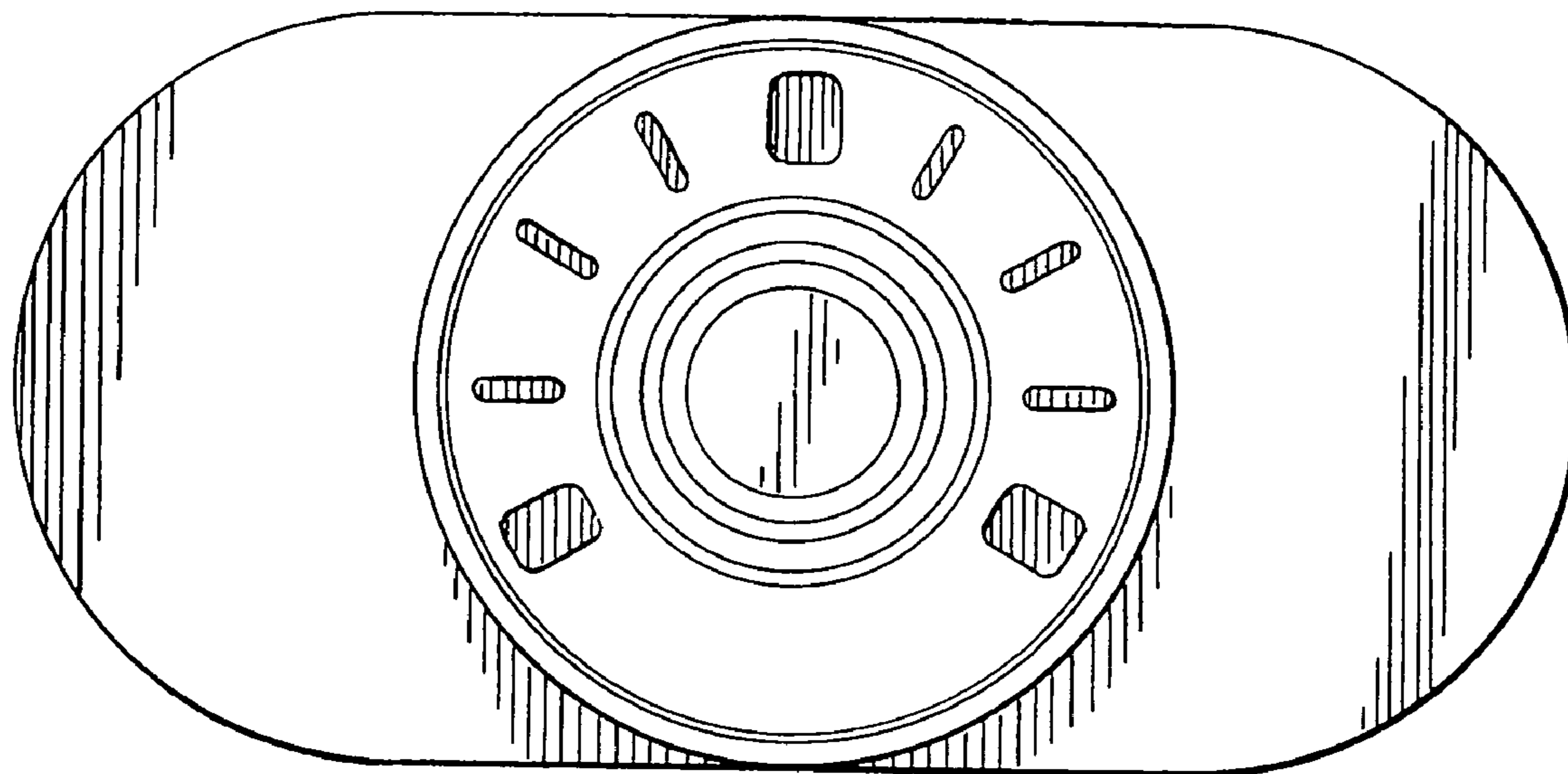
FIG. 4 is a bottom view thereof;

FIG. 5 is a right side view thereof; and,

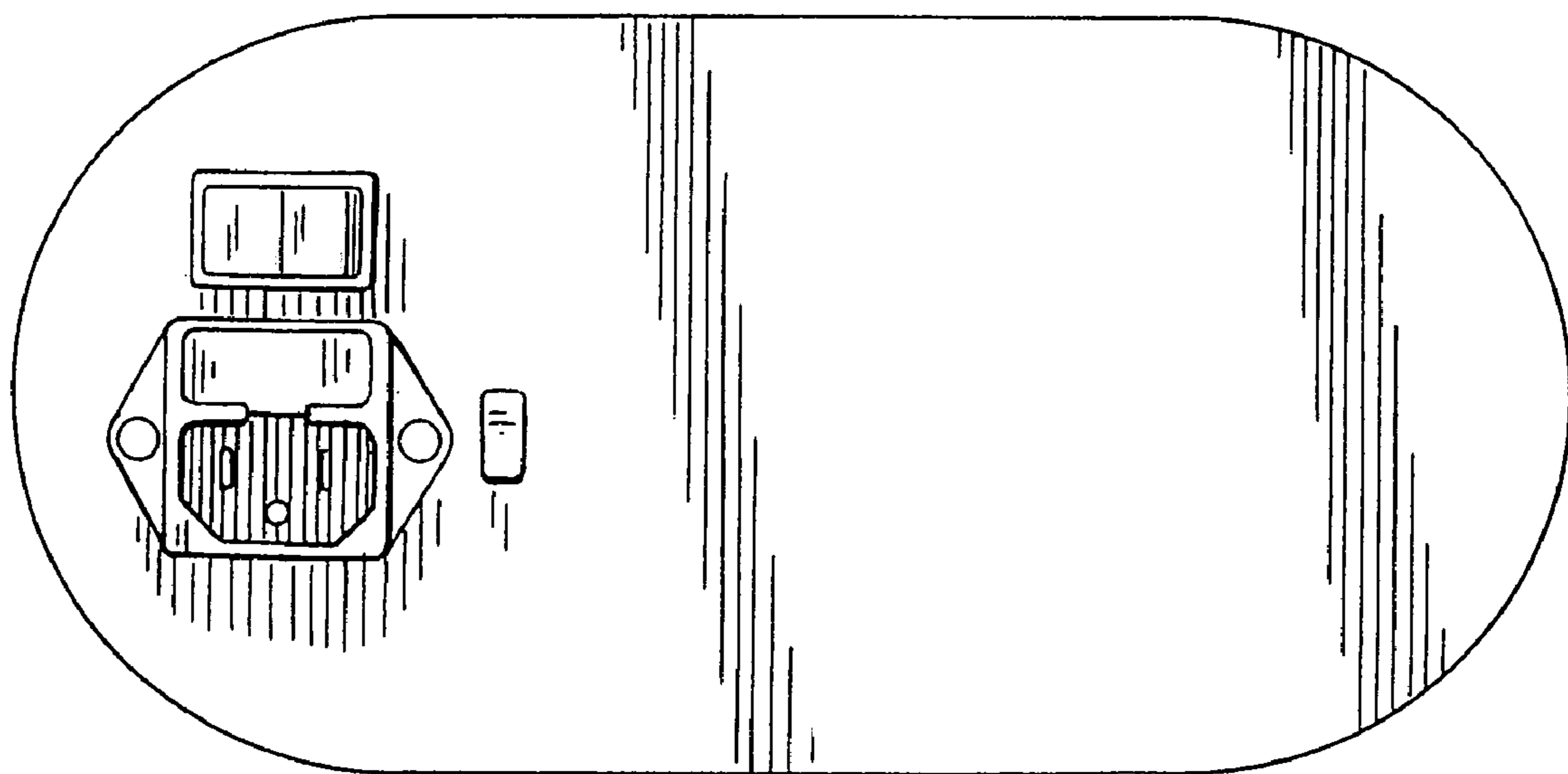
FIG. 6 is a left side view thereof.

**1 Claim, 4 Drawing Sheets**







**FIG. 1**




**FIG. 2**




*FIG. 3*



**FIG. 4**



**FIG. 5**



**FIG. 6**