



US00D570809S

(12) **United States Design Patent**
Hong

(10) **Patent No.:** **US D570,809 S**

(45) **Date of Patent:** **** Jun. 10, 2008**

(54) **DVD RECORDER**

(75) Inventor: **Hye Young Hong**, Seoul (KR)

(73) Assignee: **LG Electronics Inc.**, Seoul (KR)

(**) Term: **14 Years**

(21) Appl. No.: **29/274,296**

(22) Filed: **Apr. 12, 2007**

(30) **Foreign Application Priority Data**

Oct. 13, 2006 (KR) 30-2006-0041306

(51) **LOC (8) Cl.** **14-01**

(52) **U.S. Cl.** **D14/136**

(58) **Field of Classification Search** D14/135-136,
D14/156-157, 167-168, 257-258, 198, 188,
D14/217, 445; 360/99.02, 99.07; 369/75.11,
369/75.21, 77.21, 77.11; 720/612, 619, 647,
720/655; 455/344, 347-351

See application file for complete search history.

(56) **References Cited**

U.S. PATENT DOCUMENTS

D356,082 S * 3/1995 Ogawa et al. D14/135

5,859,828 A * 1/1999 Ishibashi 720/655
D488,798 S * 4/2004 Ishii et al. D14/168
D511,757 S * 11/2005 Wu D14/136
D512,037 S * 11/2005 Huang D14/136

* cited by examiner

Primary Examiner—Nanda Bondade

(74) *Attorney, Agent, or Firm*—Birch, Stewart, Kolasch & Birch, LLP

(57) **CLAIM**

I claim the ornamental design for DVD recorder, as shown and described.

DESCRIPTION

FIG. 1 is a perspective view of DVD recorder showing the new design:

FIG. 2 is a front elevation view thereof;

FIG. 3 is a rear elevation view thereof;

FIG. 4 is a left-side elevation view thereof;

FIG. 5 is a right-side elevation view thereof;

FIG. 6 is a top plan view thereof; and,

FIG. 7 is a bottom plan view thereof.

1 Claim, 5 Drawing Sheets




FIG. 1




FIG. 2

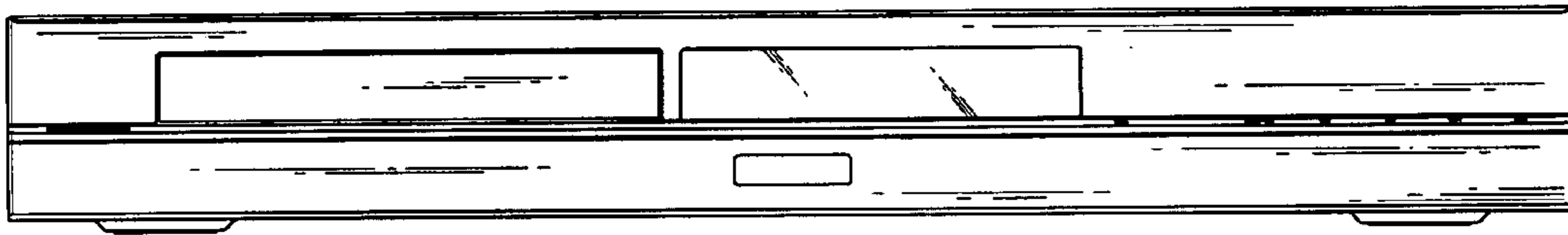


FIG. 3




FIG. 4




FIG. 5




FIG. 6




FIG. 7

