



US00D570803S

(12) **United States Design Patent**
Rashid

(10) **Patent No.:** **US D570,803 S**
(45) **Date of Patent:** **** Jun. 10, 2008**

(54) **SURFACE PATTERN APPLIED TO A TELEVISION SET**

(75) Inventor: **Karim Rashid**, New York, NY (US)

(73) Assignee: **Hannspree, Inc.**, Taipei (TW)

(**) Term: **14 Years**

(21) Appl. No.: **29/242,771**

(22) Filed: **Nov. 15, 2005**

(30) **Foreign Application Priority Data**

Aug. 2, 2005 (TW) 94304627

(51) **LOC (8) Cl.** **14-03**

(52) **U.S. Cl.** **D14/126**

(58) **Field of Classification Search** D14/125-135,
D14/239, 379, 371, 374, 375, 376, 113; D13/151,
D13/153; 312/7.2; 348/836, 838, 180, 184,
348/325, 739; 341/12; 248/917-924; 345/104,
345/133, 156, 168, 87, 173; 349/1, 2, 11,
349/62; D5/55, 58, 60, 61
See application file for complete search history.

(56) **References Cited**

U.S. PATENT DOCUMENTS

D88,427 S * 11/1932 Martinoff D5/60
D179,071 S * 10/1956 Fulton et al. D5/53
D207,397 S * 4/1967 Hooton D25/152
D231,022 S * 3/1974 Thomas D5/53
D469,089 S * 1/2003 Lin D14/371

D469,093 S * 1/2003 Lin D14/375
D496,795 S * 10/2004 Hennel et al. D5/47
D509,366 S * 9/2005 Pommier et al. D5/57
D533,854 S * 12/2006 Rashid D14/126
D541,245 S * 4/2007 Fiorio D14/136
D545,281 S * 6/2007 Rashid D14/126

* cited by examiner

Primary Examiner—Raphael Barkai

Assistant Examiner—Randall H Gholson

(74) *Attorney, Agent, or Firm*—Birch, Stewart, Kolasch & Birch, LLP

(57) **CLAIM**

The ornamental design for a surface pattern applied to a television set, as shown and described.

DESCRIPTION

FIG. 1. is a front elevational view thereof;

FIG. 2. is a rear elevational view thereof;

FIG. 3. is a left side elevational view thereof;

FIG. 4. is a right side elevational view thereof;


FIG. 5. is a top plane view thereof;

FIG. 6. is a bottom plan view thereof; and,

FIG. 7. is a layout of the surface pattern use on the television set thereof.

The broken line showing of a Television is included for the purpose of illustrating environmental structure and forms no part of the claimed design.

1 Claim, 5 Drawing Sheets






FIG 1a




FIG 1b




FIG 2




FIG 3




FIG 4



FIG 5

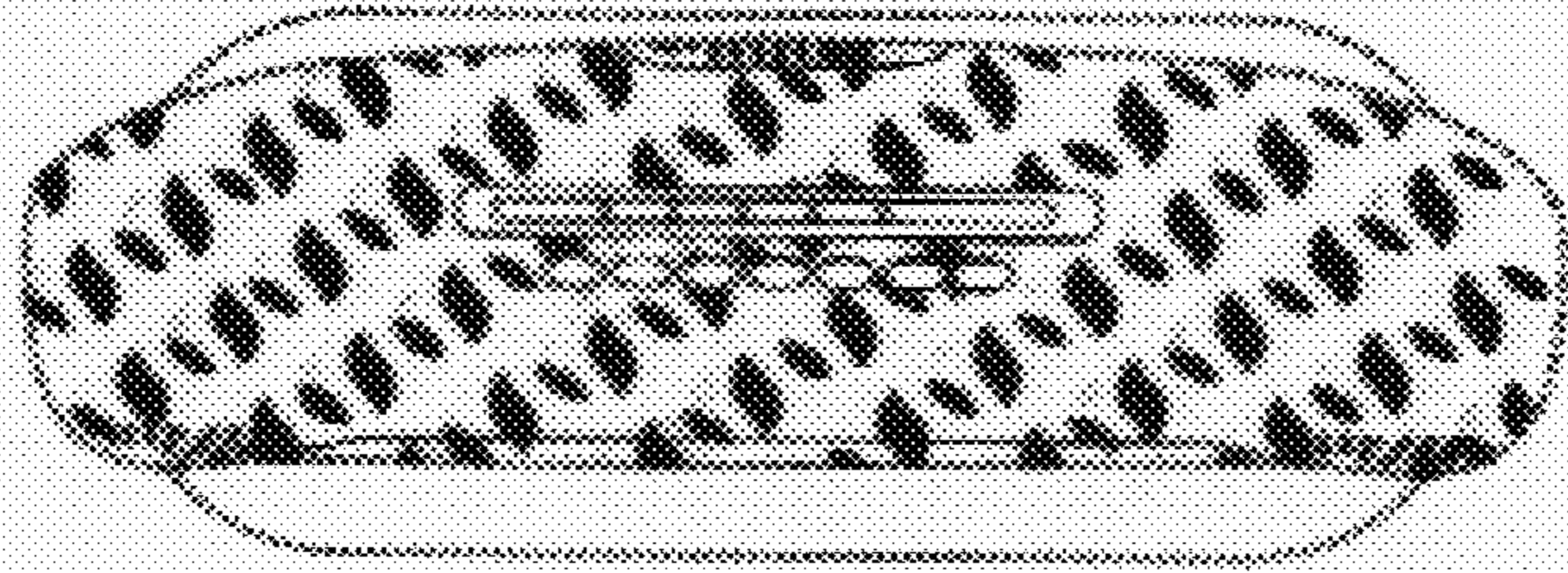


FIG 6




FIG 7