



US00D570781S

(12) **United States Design Patent**
Amidon

(10) **Patent No.:** **US D570,781 S**
(45) **Date of Patent:** **** *Jun. 10, 2008**

- (54) **COAX CABLE CONNECTOR**
- (75) Inventor: **Jeremy Amidon**, Marcellus, NY (US)
- (73) Assignee: **John Mezzalingua Associates, Inc.**,
East Syracuse, NY (US)
- (*) Notice: This patent is subject to a terminal disclaimer.
- (**) Term: **14 Years**
- (21) Appl. No.: **29/265,031**
- (22) Filed: **Aug. 23, 2006**
- (51) **LOC (8) Cl.** **13-03**
- (52) **U.S. Cl.** **D13/133; D13/151**
- (58) **Field of Classification Search** **D13/133,**
D13/151, 153-154, 156, 184, 199; 174/75 C;
439/447, 521, 523, 578, 583-585, 901
See application file for complete search history.

D458,904 S	6/2002	Montena	
6,406,313 B1 *	6/2002	Victor 439/175
D495,661 S *	9/2004	Chawgo D13/156
D504,113 S	4/2005	Montena	
D504,114 S	4/2005	Montena	
D505,390 S *	5/2005	Lee et al. D13/133
D508,895 S	8/2005	Montena	
D509,478 S	9/2005	Montena	
D511,498 S *	11/2005	Holliday D13/151
D517,018 S *	3/2006	Montena D13/151
7,044,771 B2 *	5/2006	Holliday 439/491
7,156,695 B2 *	1/2007	Holliday 439/584

* cited by examiner

Primary Examiner—Daniel Bui

(57) **CLAIM**

The ornamental design for a coax cable connector, as shown and described.

DESCRIPTION

FIG. 1 is a top and front perspective view of a coax cable connector, showing my new design;

FIG. 2 is a side elevation view thereof;

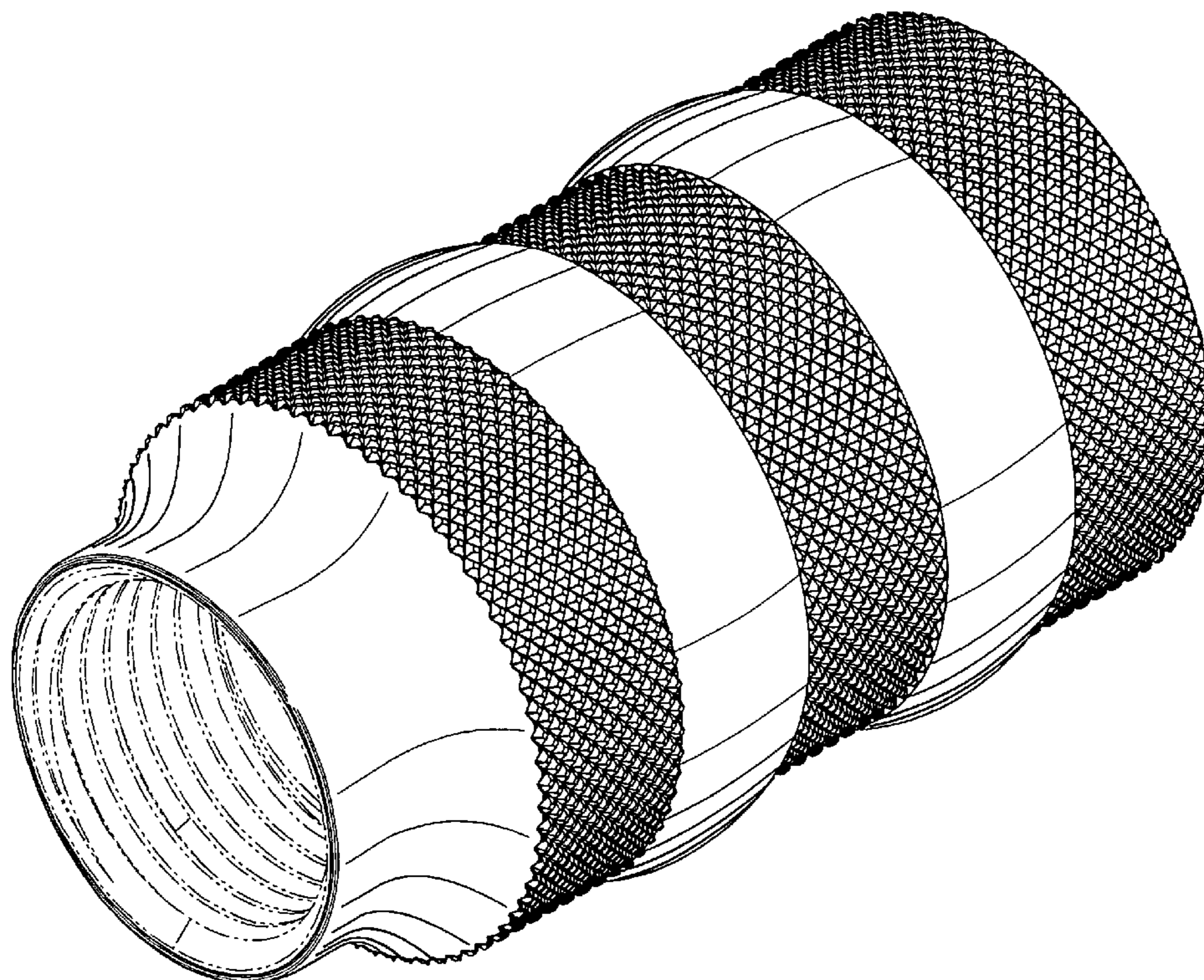
FIG. 3 is a rear elevation view thereof; and,

FIG. 4 is a front elevation view thereof.

The broken lines in the drawings are for illustrative purposes only and form no part of the claimed design.

1 Claim, 4 Drawing Sheets

- (56) **References Cited**
- U.S. PATENT DOCUMENTS
- 4,932,897 A * 6/1990 Lee et al. 439/578
- 5,310,359 A * 5/1994 Chadbourne et al. 439/462
- D355,641 S * 2/1995 Down D13/151
- D366,862 S * 2/1996 Lee D13/133
- D400,171 S * 10/1998 Nimpoeno et al. D13/133
- D425,023 S * 5/2000 Awbrey D13/133



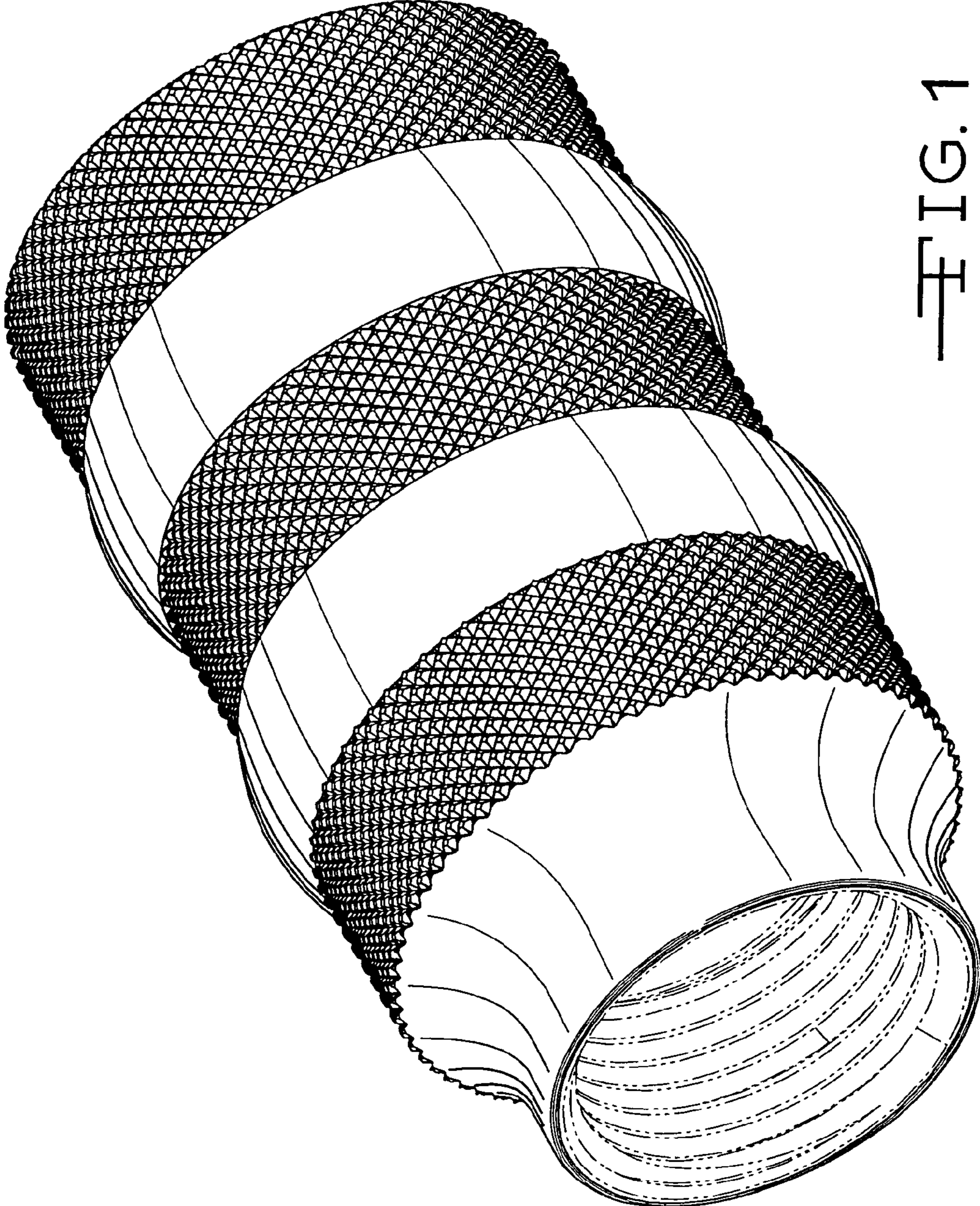


FIG. 1

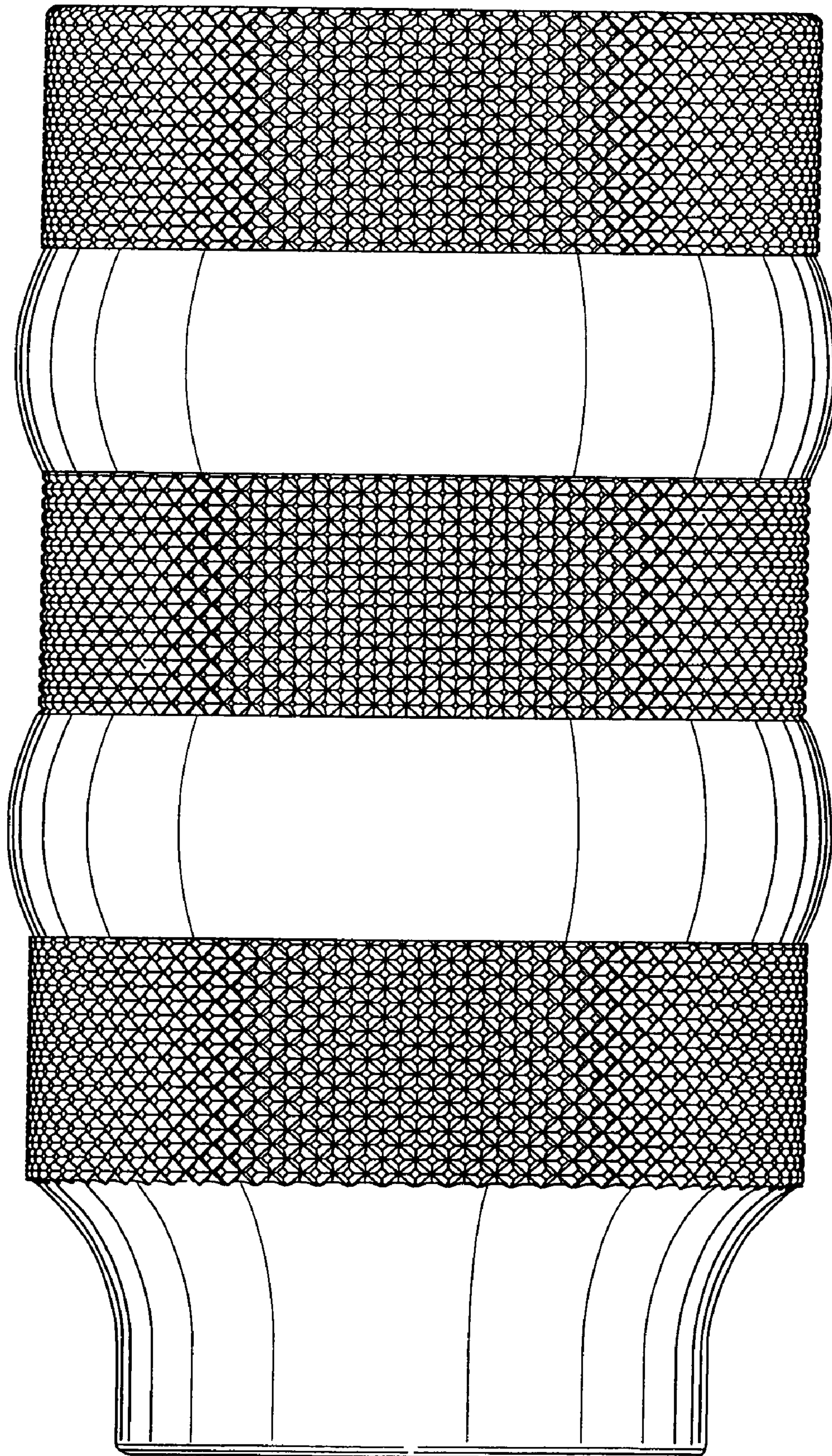
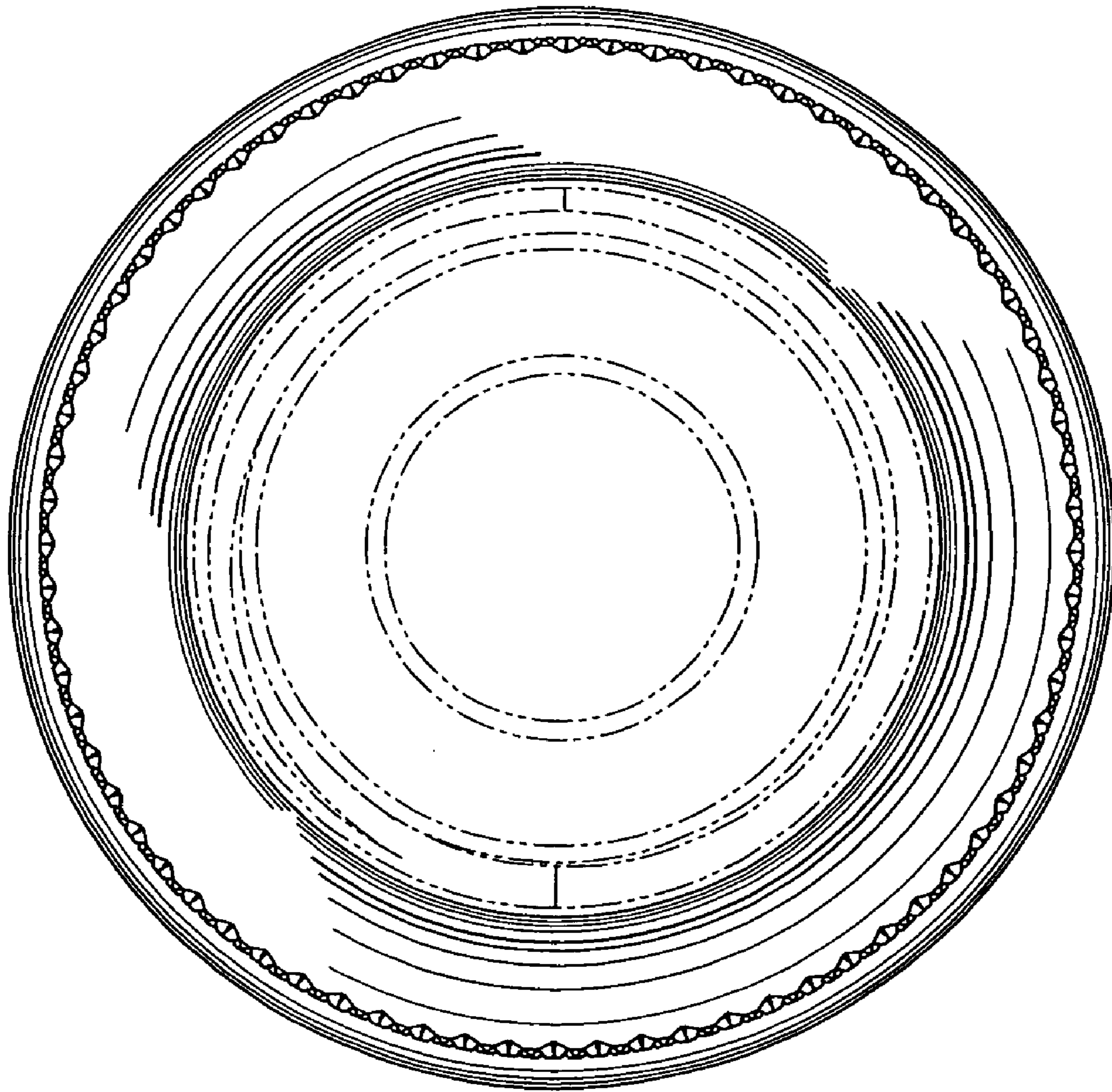
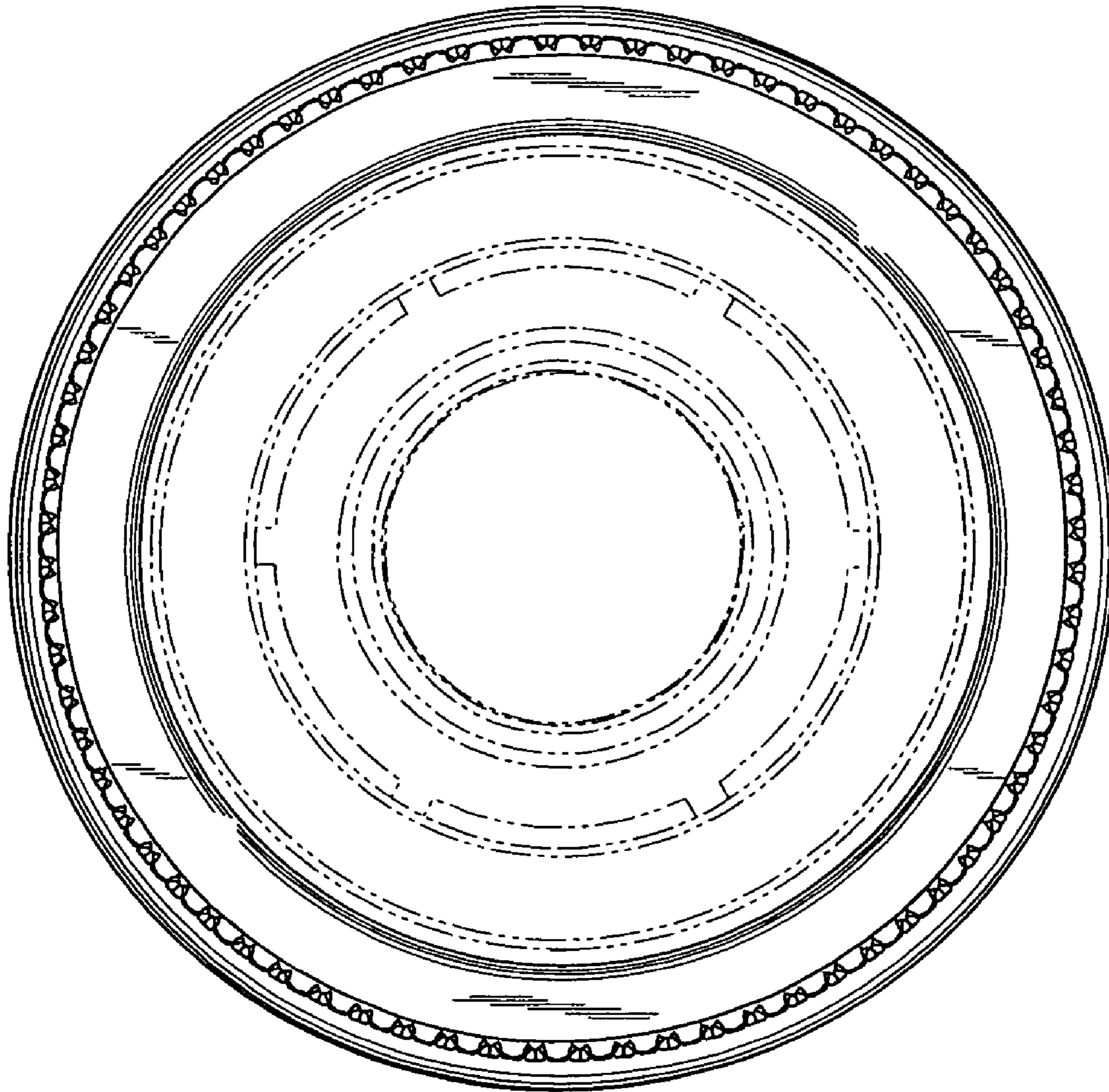


FIG. 2



— FIG. 3



—FIG. 4