



US00D570780S

(12) **United States Design Patent**  
**Deng et al.**

(10) **Patent No.:** **US D570,780 S**  
(45) **Date of Patent:** **\*\* Jun. 10, 2008**

(54) **COMPUTER CABLE DEVICE**

(76) Inventors: **Frank Deng**, China Academy of Science & Tech Development, No. 1 High-Tech South St., Shenzhen (CN) 518057; **Kyu Lee**, 18034 72<sup>nd</sup> Ave. South, Kent, WA (US) 98032; **Ahmad Aqqad**, 18034 72<sup>nd</sup> Ave. South, Kent, WA (US) 98032

(\*\*) Term: **14 Years**

(21) Appl. No.: **29/212,502**

(22) Filed: **Sep. 2, 2004**

(51) **LOC (8) Cl.** ..... **13-03**  
(52) **U.S. Cl.** ..... **D13/133; D13/147**  
(58) **Field of Classification Search** ..... D13/133, D13/154, 146-147, 184, 199; D14/188, D14/341, 356, 358, 399-400, 412, 426, 433; 439/248, 262, 264, 278, 287, 291, 329-330, 439/377

See application file for complete search history.

(56) **References Cited**

**U.S. PATENT DOCUMENTS**

D474,247 S \* 5/2003 Miyoshi ..... D21/333  
D494,188 S \* 8/2004 Huang ..... D14/496  
D500,485 S \* 1/2005 Deguchi ..... D14/167  
D530,325 S \* 10/2006 Kerila et al. .... D14/356

D530,340 S \* 10/2006 Andre et al. .... D14/496  
D539,814 S \* 4/2007 Andre et al. .... D14/496  
D540,539 S \* 4/2007 Gutierrez ..... D3/269  
D541,298 S \* 4/2007 Andre et al. .... D14/496

\* cited by examiner

*Primary Examiner*—Daniel Bui  
(74) *Attorney, Agent, or Firm*—DWC Law Firm, P.S.

(57) **CLAIM**

The ornamental design for a computer cable device, as shown and described.

**DESCRIPTION**

FIG. 1 is a front elevation view of a computer cable device, showing our new design;

FIG. 2 is a right side elevation view thereof;

FIG. 3 is a left side elevation view thereof;

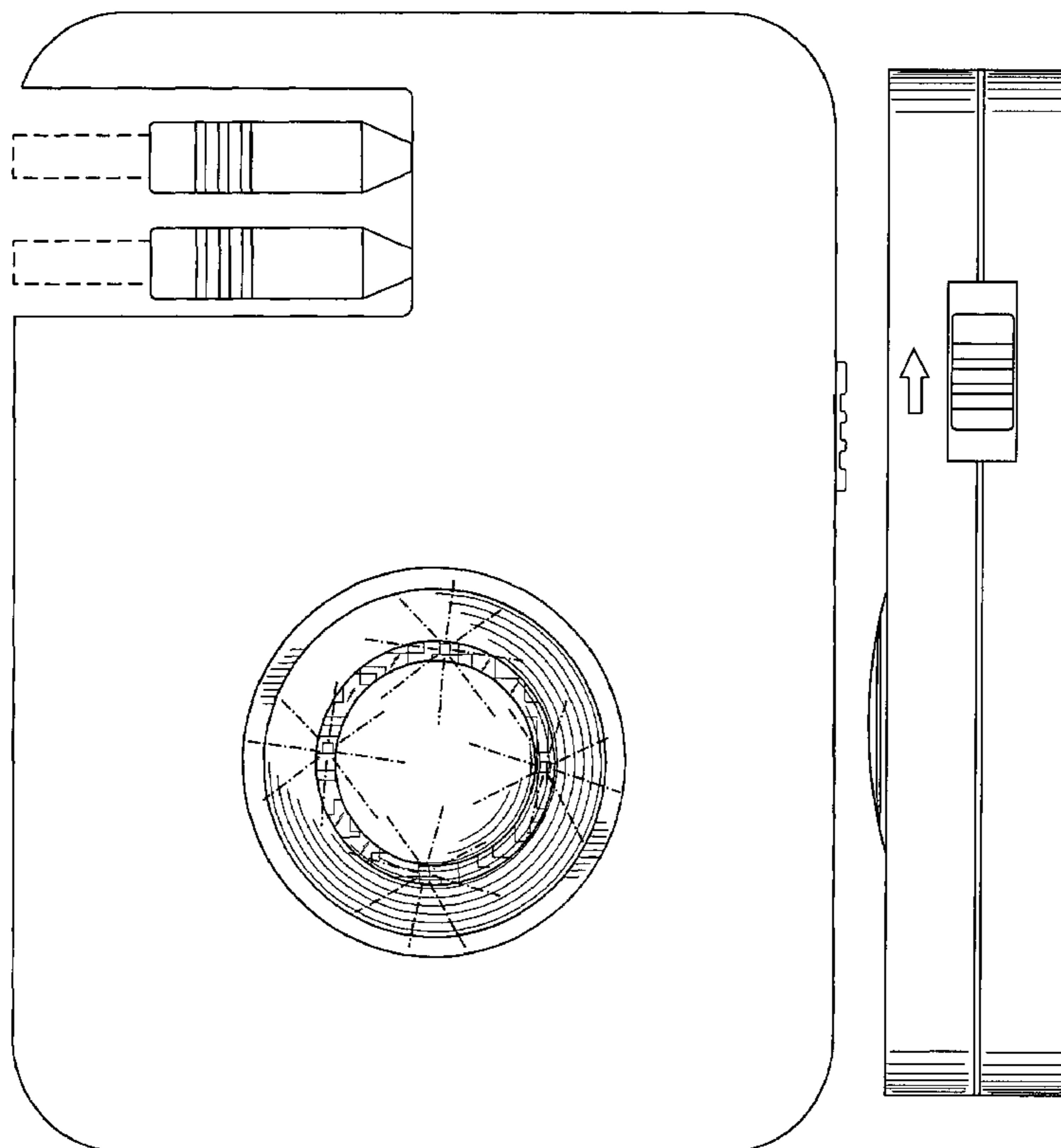
FIG. 4 is a back elevation view thereof;

FIG. 5 is a top plan view thereof; and,

FIG. 6 is a bottom plan view thereof.

The dash-dot lines shown in FIG. 1 represent the interior light rays that are emitted from lights under the transparent ring. The broken line showing of the environment in FIGS. 1, 3 and 4 is for illustrative purposes only and forms no part of the claimed design.

**1 Claim, 6 Drawing Sheets**



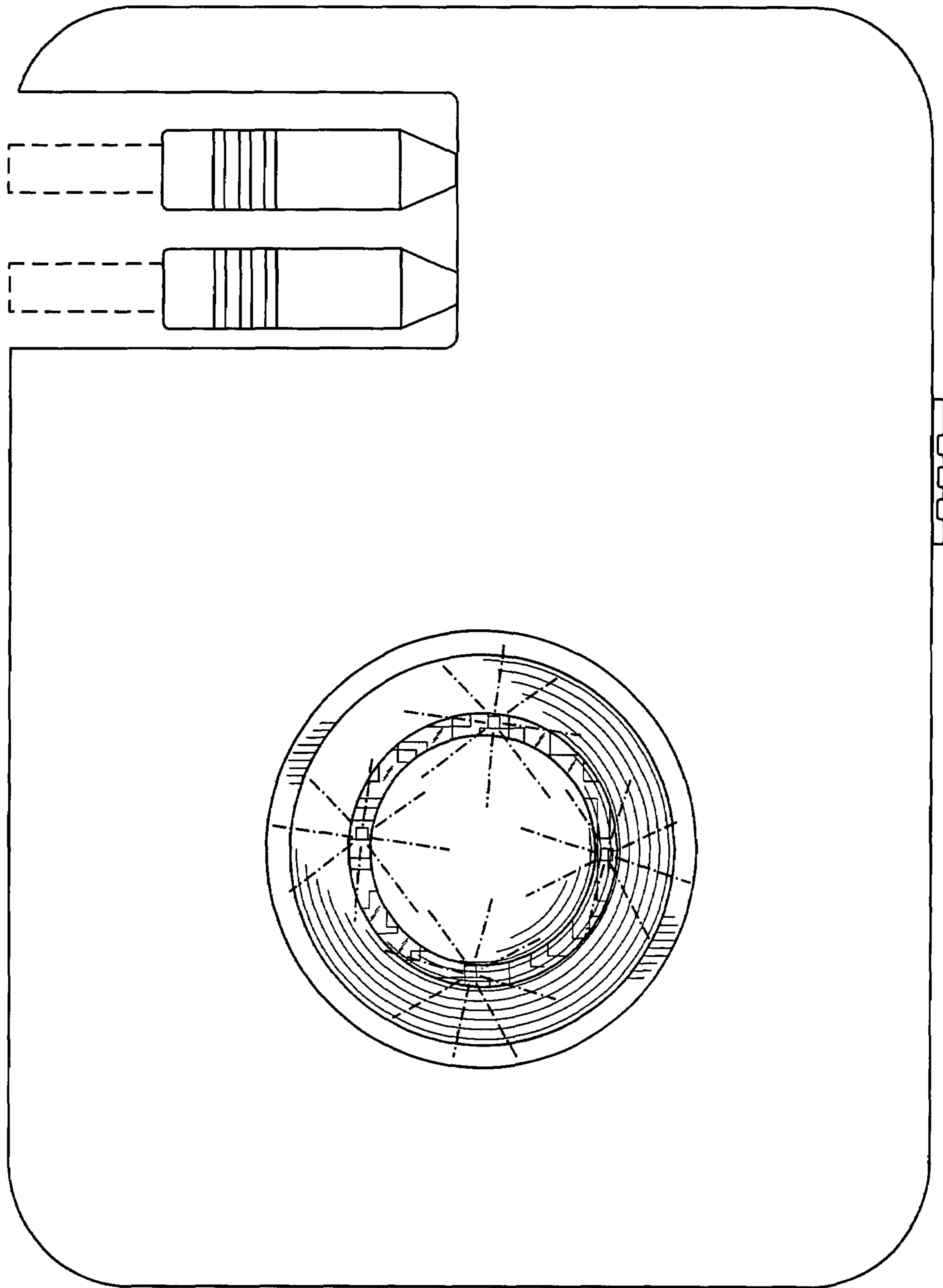


FIG. 1


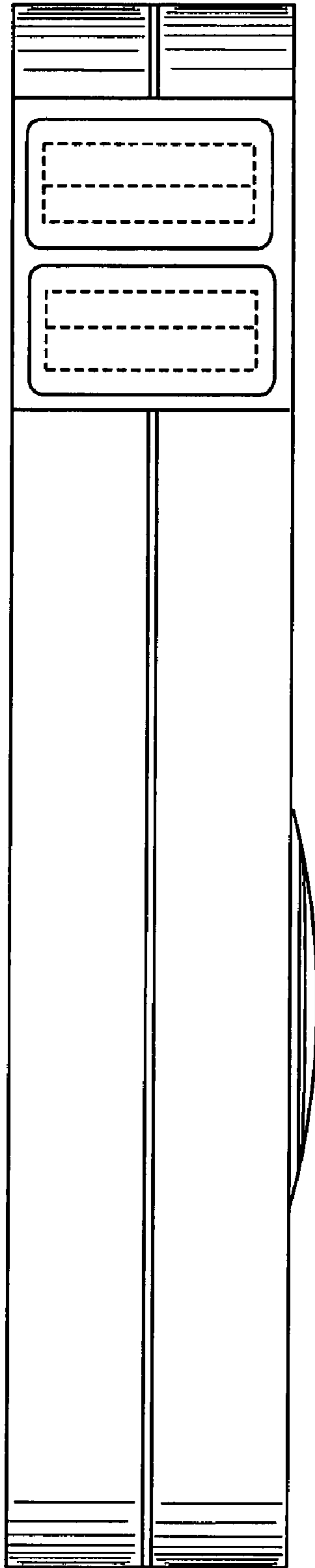
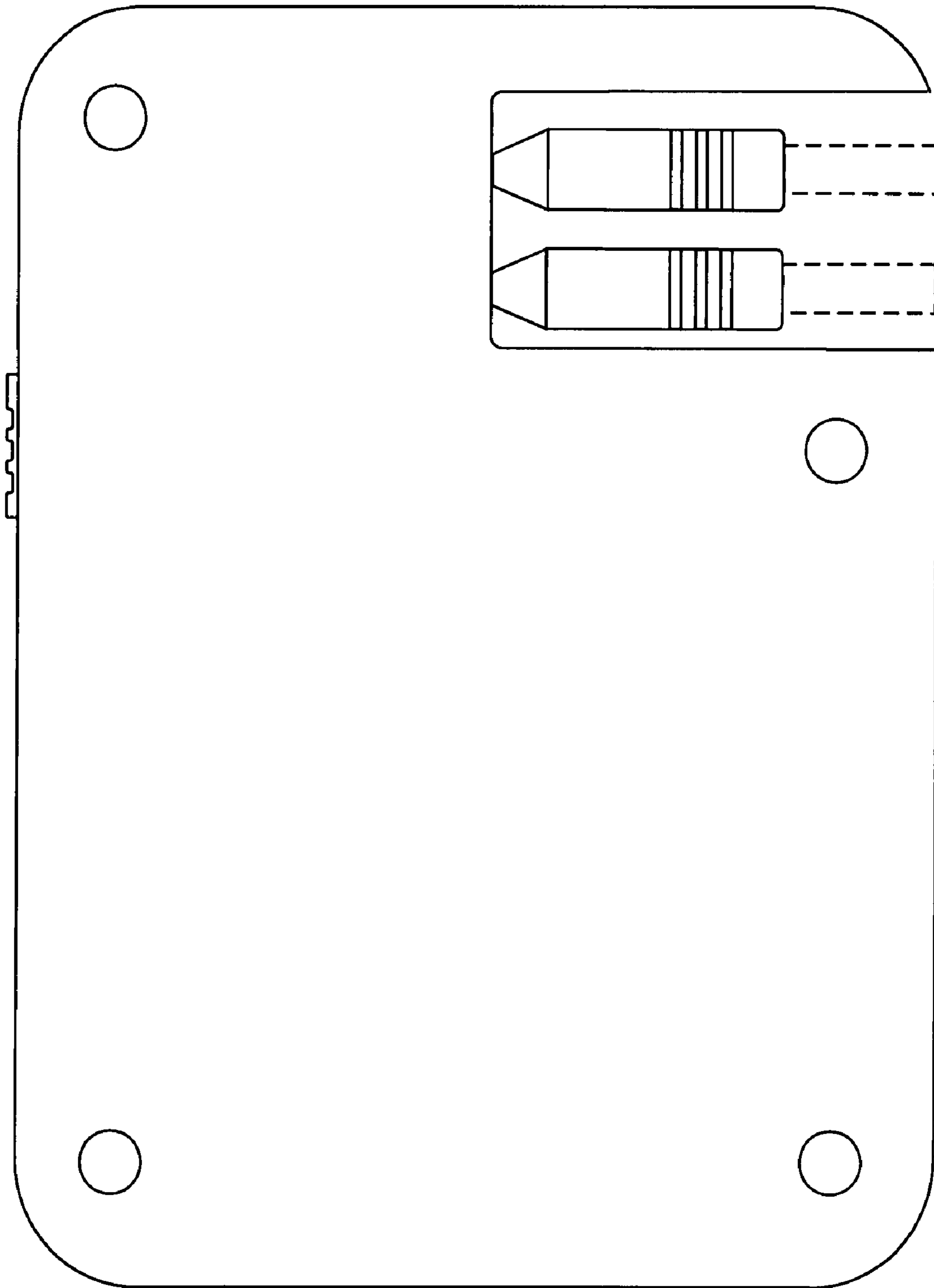


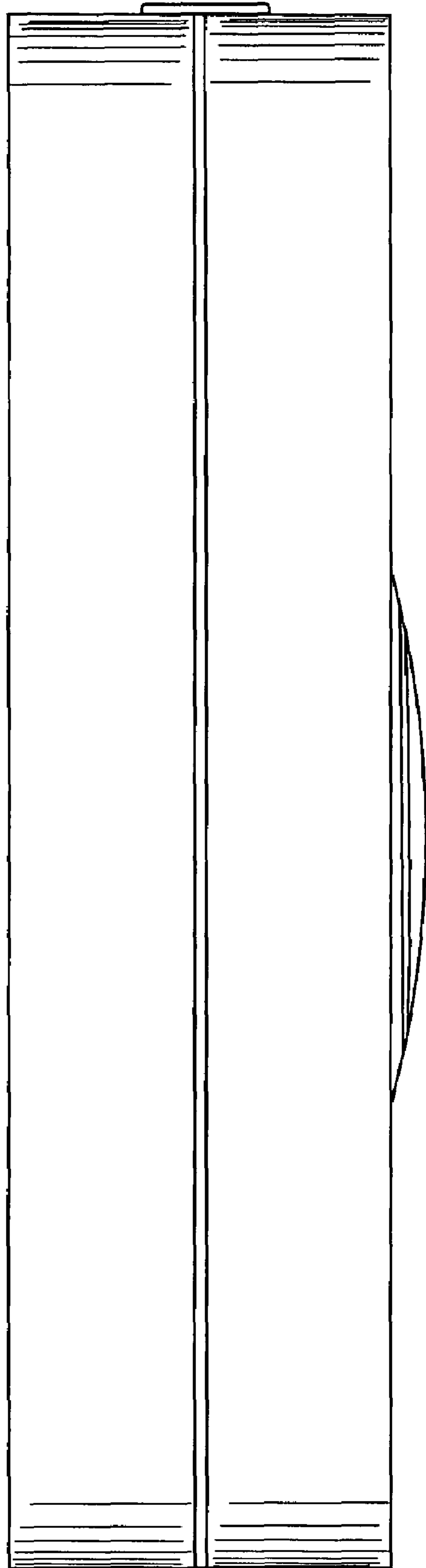
FIG. 2



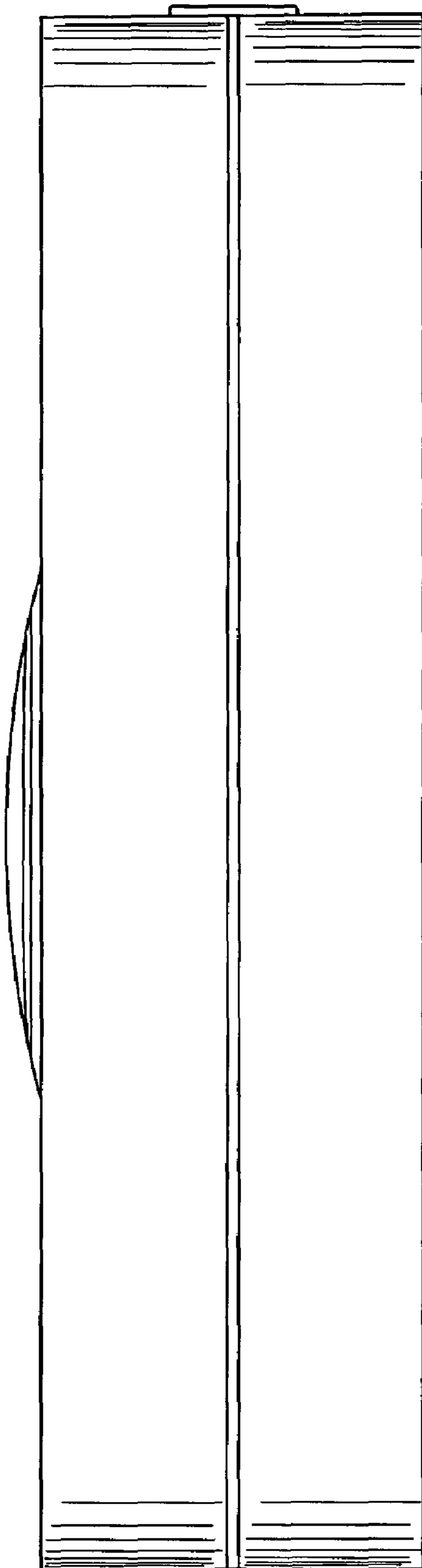
*FIG. 3*



*FIG. 4*



*FIG. 5*



*FIG. 6*