

US00D570756S

(12) **United States Design Patent**
Nakajima

(10) **Patent No.:** **US D570,756 S**
(45) **Date of Patent:** **** Jun. 10, 2008**

- (54) **INSTRUMENT PANEL FOR AN AUTOMOBILE**
- (75) Inventor: **Takayuki Nakajima**, Aichi-ken (JP)
- (73) Assignee: **Toyota Jidosha Kabushiki Kaisha**, Toyota (JP)
- (**) Term: **14 Years**
- (21) Appl. No.: **29/287,696**
- (22) Filed: **Sep. 10, 2007**
- (51) **LOC (8) Cl.** **12-16**
- (52) **U.S. Cl.** **D12/192**
- (58) **Field of Classification Search** D12/192, D12/415; 180/190; 280/750-752; 296/190.01-190.09, 296/70; D15/17, 28; D10/46, 98, 102-103
See application file for complete search history.

- D530,249 S * 10/2006 Norman et al. D12/192
- D532,353 S * 11/2006 Honda et al. D12/192
- D549,628 S * 8/2007 Esaki et al. D12/192
- D558,110 S * 12/2007 Ozeki et al. D12/192
- D558,656 S * 1/2008 Tanaka et al. D12/192
- D560,150 S * 1/2008 Honma et al. D12/192

* cited by examiner

Primary Examiner—Stacia Cadmus
(74) *Attorney, Agent, or Firm*—Finnegan, Henderson, Farabow, Garrett & Dunner, L.L.P.

(57) **CLAIM**

The ornamental design for an instrument panel for an automobile, as shown and described.

DESCRIPTION

FIG. 1 is a perspective view of an instrument panel for an automobile of my design;
FIG. 2 is a front view thereof;
FIG. 3 is a top plan view thereof;
FIG. 4 is a bottom view thereof;
FIG. 5 is a right side view thereof; and,
FIG. 6 is a left side view thereof.
The rear of the instrument panel is not seen during ordinary use and forms no part of the claimed design.

(56) **References Cited**

U.S. PATENT DOCUMENTS

- D423,434 S * 4/2000 Yano et al. D12/192
- D480,671 S * 10/2003 Pfeiffer et al. D12/192
- D489,660 S * 5/2004 Okumura et al. D12/192
- D493,756 S * 8/2004 Yamamoto et al. D12/192
- D494,907 S * 8/2004 Pfeiffer D12/192
- D499,998 S * 12/2004 Tanaka et al. D12/192
- D504,369 S * 4/2005 Pfeiffer D12/192
- D512,006 S * 11/2005 Sims D12/192
- D512,357 S * 12/2005 Schuttera D12/192

1 Claim, 6 Drawing Sheets





FIG. 1



FIG. 2




FIG. 3



FIG. 4




FIG. 5




FIG. 6