



US00D570752S

(12) **United States Design Patent**
Hirose

(10) **Patent No.:** **US D570,752 S**
(45) **Date of Patent:** **** Jun. 10, 2008**

(54) **REAR BUMPER FOR AUTOMOBILE**

(75) Inventor: **Atsushi Hirose**, Kariya (JP)
(73) Assignee: **Toyota Jidosha Kabushiki Kaisha**,
Toyota (JP)

(**) Term: **14 Years**

(21) Appl. No.: **29/287,242**

(22) Filed: **Jul. 12, 2007**

(51) **LOC (8) Cl.** **12-16**

(52) **U.S. Cl.** **D12/169**

(58) **Field of Classification Search** D12/90-92,
D12/86, 169, 196, 163; 296/193.1, 181.1;
293/102, 113, 115, 117, 120

See application file for complete search history.

(56) **References Cited**

U.S. PATENT DOCUMENTS

D516,968 S *	3/2006	Sakae et al.	D12/169
D526,944 S	8/2006	Iguchi	
D527,695 S *	9/2006	Hagino	D12/169
D534,462 S *	1/2007	Hiruta et al.	D12/169
D534,842 S *	1/2007	Toyooka et al.	D12/169
D535,592 S *	1/2007	Ogawa et al.	D12/169
D540,223 S *	4/2007	Sumigama	D12/169
D540,225 S *	4/2007	Levy	D12/169
D545,733 S *	7/2007	Hamano	D12/169
D545,734 S *	7/2007	Kono	D12/169
D546,249 S *	7/2007	Markefka	D12/169
D551,601 S *	9/2007	Tabata et al.	D12/169
D555,551 S *	11/2007	Kaoud et al.	D12/169

OTHER PUBLICATIONS

Brochure for VITZ RS, issued by Toyota Jidosha Kabushiki Kaisha, Dec. 2002.

Photograph of Opel Corsa, "Auto&Design 160" issued by autodesignmagazine.com, 2006.

Photograph of Renault Lutecia, "Yunyusya-No-Subete 2006" issued by San-eishobo Publishing Co., May, 2006.

* cited by examiner

Primary Examiner—Melody N. Brown

(74) *Attorney, Agent, or Firm*—Finnegan, Henderson, Farabow, Garrett & Dunner, L.L.P.

(57) **CLAIM**

The ornamental design for a rear bumper for automobile, as shown and described.

DESCRIPTION

FIG. 1 is a right-front, perspective view of the rear bumper for automobile of my new design;

FIG. 2 is a front view thereof;

FIG. 3 is a top view thereof;

FIG. 4 is a bottom view thereof;

FIG. 5 is a left-side view thereof; and,

FIG. 6 is a right-side view thereof.

The rear of the bumper is not seen during ordinary use and forms no part of the claimed design. An additional photograph, FIG. A, showing the rear view of the bumper of my invention is enclosed herewith as an Appendix.

1 Claim, 3 Drawing Sheets






FIG. 1

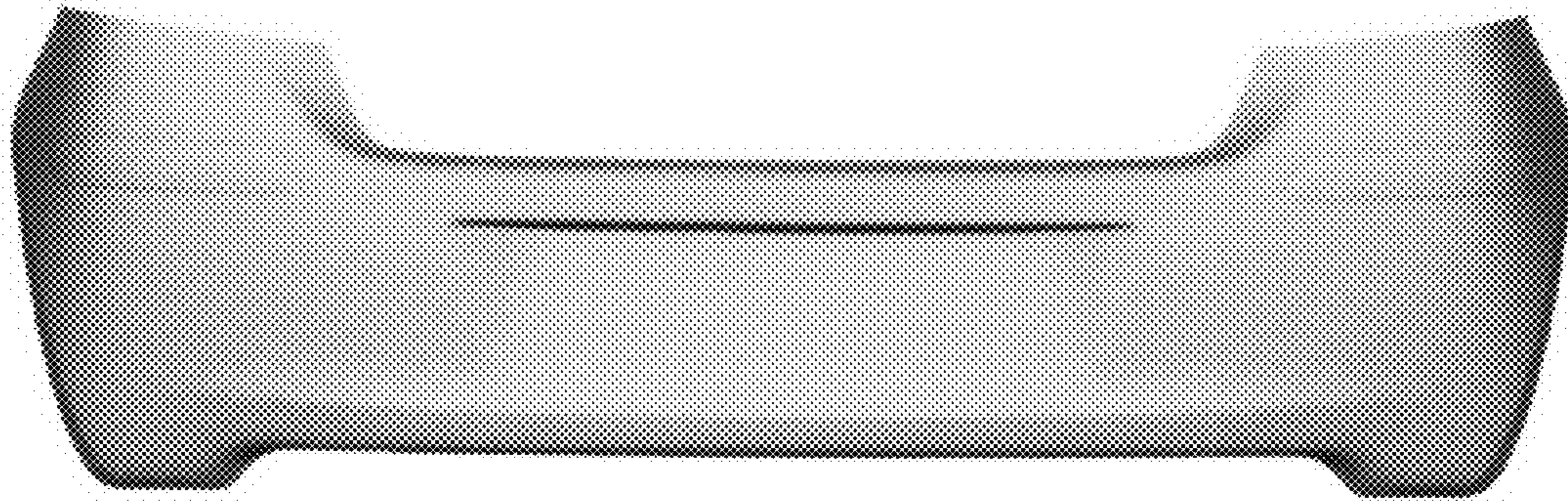


FIG. 2




FIG. 3



FIG. 4




FIG. 5




FIG. 6