

US00D570744S

(12) **United States Design Patent**
Tanaka et al.

(10) **Patent No.:** **US D570,744 S**
(45) **Date of Patent:** **** *Jun. 10, 2008**

(54) **MOTORCYCLE**

(75) Inventors: **Shunji Tanaka**, Kobe (JP); **Keishi Fukumoto**, Akashi (JP); **Kaoru Kouchi**, Kakogawa (JP); **Toshiya Furuta**, Kobe (JP)

(73) Assignee: **Kawasaki Jukogyo Kabushiki Kaisha**, Hyogo (JP)

(*) Notice: This patent is subject to a terminal disclaimer.

(**) Term: **14 Years**

(21) Appl. No.: **29/255,886**

(22) Filed: **Mar. 13, 2006**

(30) **Foreign Application Priority Data**

Sep. 14, 2005 (JP) 2005-026530

(51) **LOC (8) Cl.** **12-11**

(52) **U.S. Cl.** **D12/110**

(58) **Field of Classification Search** D12/110;
180/219, 220, 225, 229

See application file for complete search history.

(56) **References Cited**

U.S. PATENT DOCUMENTS

1,753,826	A	*	4/1930	Gaisman	280/304.4
4,068,859	A	*	1/1978	Dittman	280/304.4
D333,641	S	*	3/1993	Sakaguchi et al.	D12/110
D350,919	S	*	9/1994	Kishi et al.	D12/110
5,490,573	A	*	2/1996	Hagiwara et al.	180/219

* cited by examiner

Primary Examiner—Alan P. Douglas

Assistant Examiner—Linda Brooks

(57) **CLAIM**

The ornamental design for a motorcycle, as shown and described.

DESCRIPTION

FIG. 1 is a front elevational view of a motorcycle showing our new design;

FIG. 2 is a rear elevational view thereof;

FIG. 3 is a left side elevational view thereof;

FIG. 4 is a right side elevational view thereof;

FIG. 5 is a top plan view thereof; and,

FIG. 6 is a bottom plan view thereof.

1 Claim, 4 Drawing Sheets


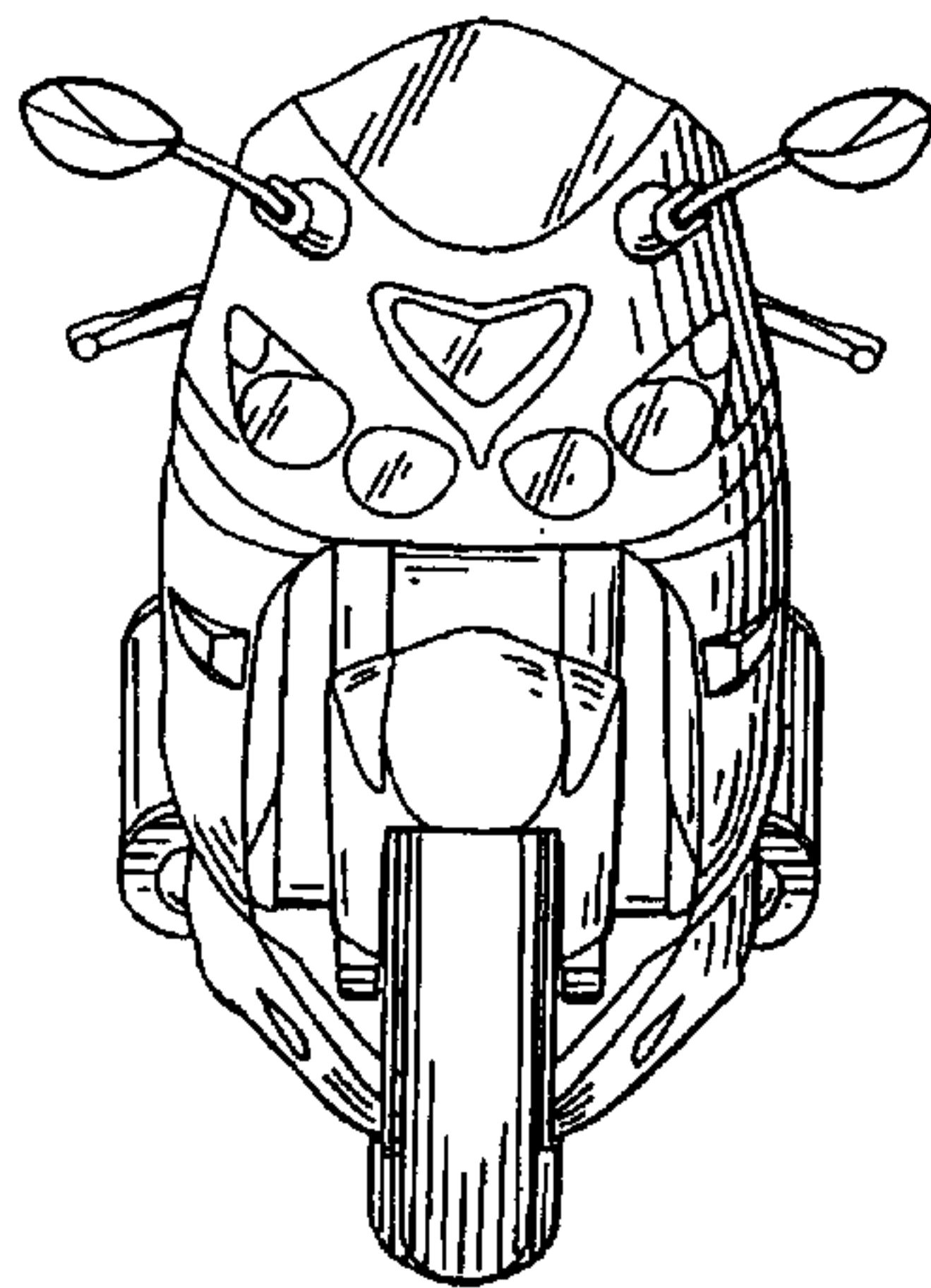


Fig. 1

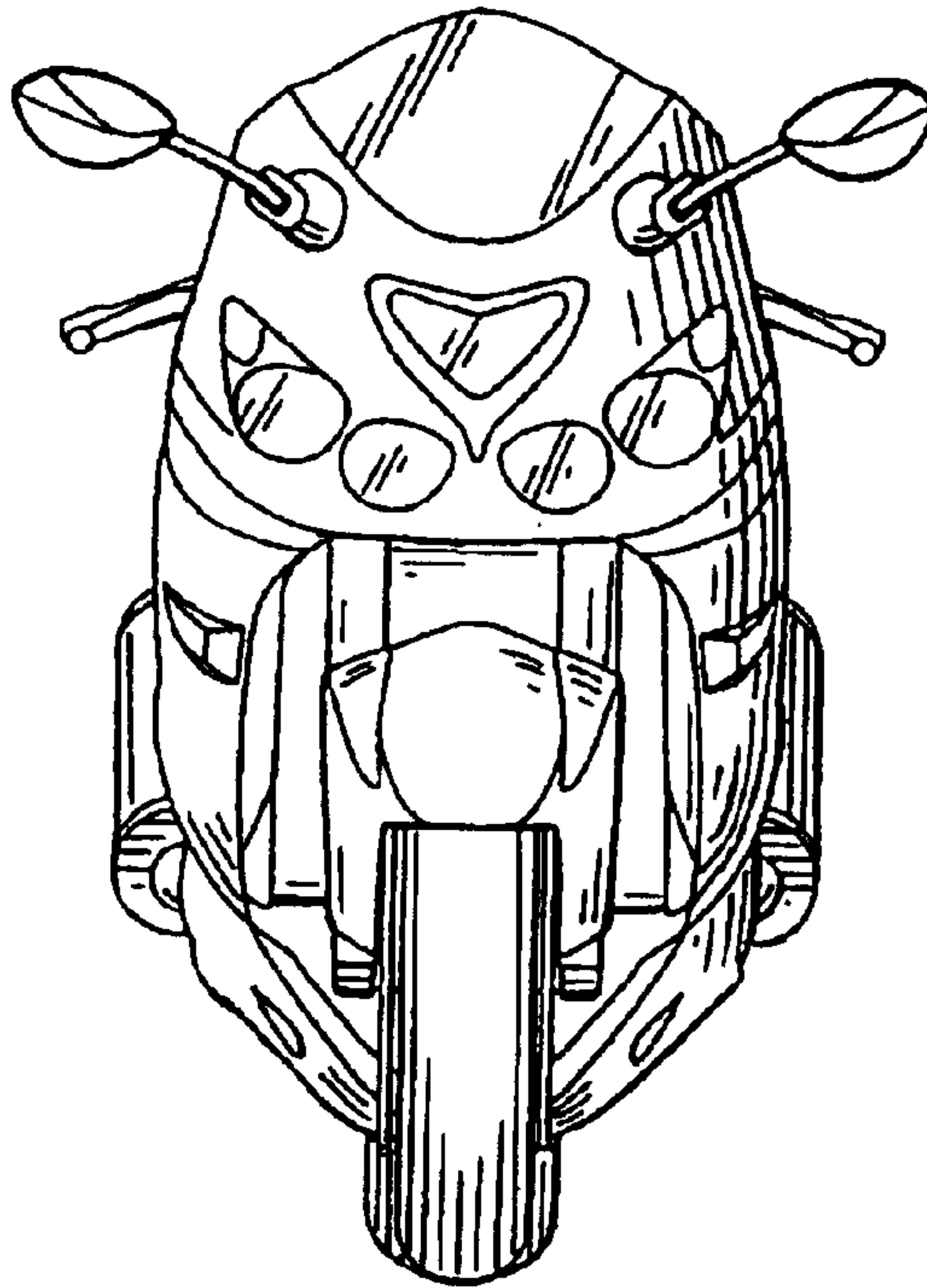


Fig. 2

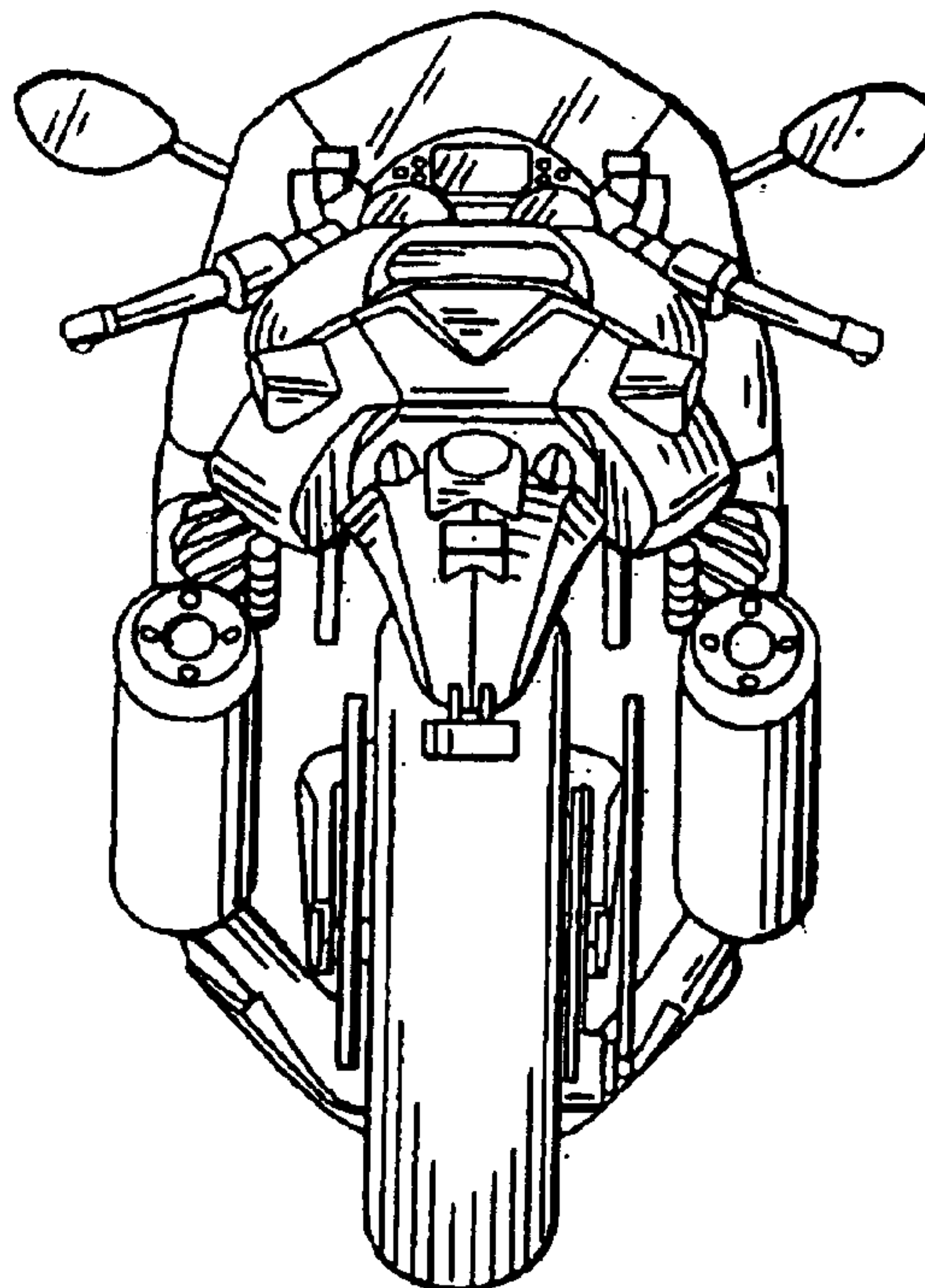


Fig. 3




Fig. 4




Fig. 5

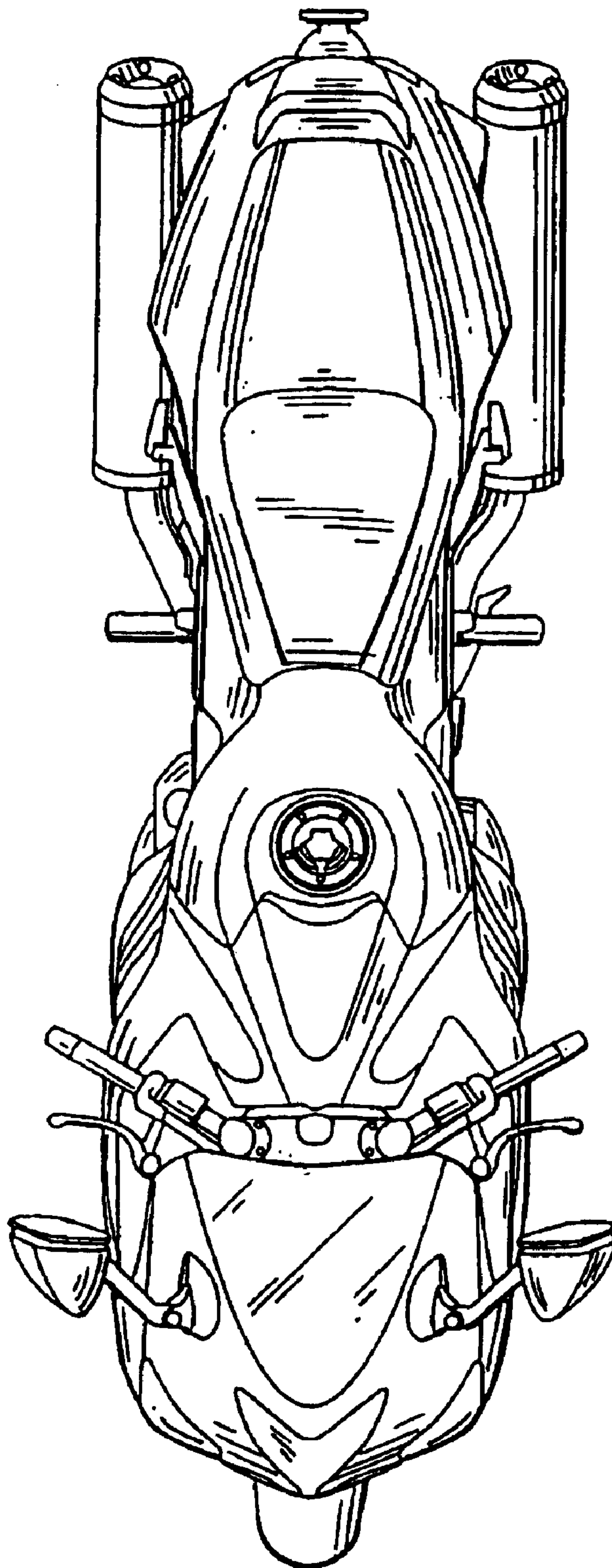


Fig. 6

