

US00D570743S

(12) **United States Design Patent**
Takagi et al.

(10) **Patent No.:** **US D570,743 S**
(45) **Date of Patent:** **** Jun. 10, 2008**

(54) **TRUCK**

(75) Inventors: **Toru Takagi**, Fujisawa (JP); **Yoshio Iwasaki**, Fujisawa (JP); **Keishi Hayashi**, Fujisawa (JP)

(73) Assignee: **Isuzu Motors Limited**, Tokyo (JP)

(**) Term: **14 Years**

(21) Appl. No.: **29/266,774**

(22) Filed: **Sep. 28, 2006**

(30) **Foreign Application Priority Data**

Jun. 26, 2006 (CN) 2006 3 0130867

(51) **LOC (8) Cl.** **12-08**

(52) **U.S. Cl.** **D12/98**

(58) **Field of Classification Search** D12/86,
D12/87, 90-92, 96, 98; D21/424, 433, 434;
296/181.1, 181.5, 185.1, 183.1, 37.6
See application file for complete search history.

(56) **References Cited**

U.S. PATENT DOCUMENTS

| | | | | |
|--------------|---------|--------------------|-------|--------|
| D336,266 S * | 6/1993 | Hunter | | D12/98 |
| D357,213 S * | 4/1995 | Hunter et al. | | D12/98 |
| D369,991 S * | 5/1996 | Hunter et al. | | D12/98 |
| D373,979 S * | 9/1996 | Starr et al. | | D12/98 |
| D391,197 S * | 2/1998 | Heisser | | D12/98 |
| D405,392 S * | 2/1999 | Allen | | D12/98 |
| D409,525 S * | 5/1999 | Hanson | | D12/98 |
| D419,491 S * | 1/2000 | Allen | | D12/98 |
| D419,920 S * | 2/2000 | Kondo et al. | | D12/98 |
| D430,068 S * | 8/2000 | Castiglione et al. | | D12/98 |
| D454,521 S * | 3/2002 | Allen | | D12/91 |
| D455,372 S * | 4/2002 | Myles et al. | | D12/98 |
| D466,451 S * | 12/2002 | Trostle et al. | | D12/98 |
| D474,716 S * | 5/2003 | Wakao | | D12/91 |
| D478,844 S * | 8/2003 | Hayashi et al. | | D12/98 |
| D478,845 S * | 8/2003 | Hayashi et al. | | D12/98 |
| D479,157 S * | 9/2003 | Hayashi et al. | | D12/98 |

| | | | | |
|--------------|---------|-------------------|-------|--------|
| D479,158 S * | 9/2003 | Hayashi et al. | | D12/98 |
| D481,333 S * | 10/2003 | Fukushima | | D12/98 |
| D481,656 S * | 11/2003 | Fukushima | | D12/98 |
| D494,105 S * | 8/2004 | Hall et al. | | D12/98 |
| D509,772 S * | 9/2005 | Hattori et al. | | D12/98 |
| D516,957 S * | 3/2006 | O'Connell et al. | | D12/91 |
| D537,016 S * | 2/2007 | Shimoguchi et al. | | D12/98 |
| D537,385 S * | 2/2007 | Shimoguchi et al. | | D12/98 |
| D553,053 S * | 10/2007 | McChesney et al. | | D12/98 |

OTHER PUBLICATIONS

U.S. Appl. No. 29/266,773, filed Sep. 28, 2006, Truck.
U.S. Appl. No. 29/266,778, filed Sep. 28, 2006, Truck.
U.S. Appl. No. 29/266,775, filed Sep. 28, 2006, Truck.

* cited by examiner

Primary Examiner—Sandra Snapp
(74) *Attorney, Agent, or Firm*—Howrey LLP

(57) **CLAIM**

The ornamental design for a truck, as shown and described.

DESCRIPTION

FIG. 1 is a right side view showing our new design.

FIG. 2 is a left side view thereof.

FIG. 3 is a rear view thereof.

FIG. 4 is a front view thereof.

FIG. 5 is a top plan view thereof.

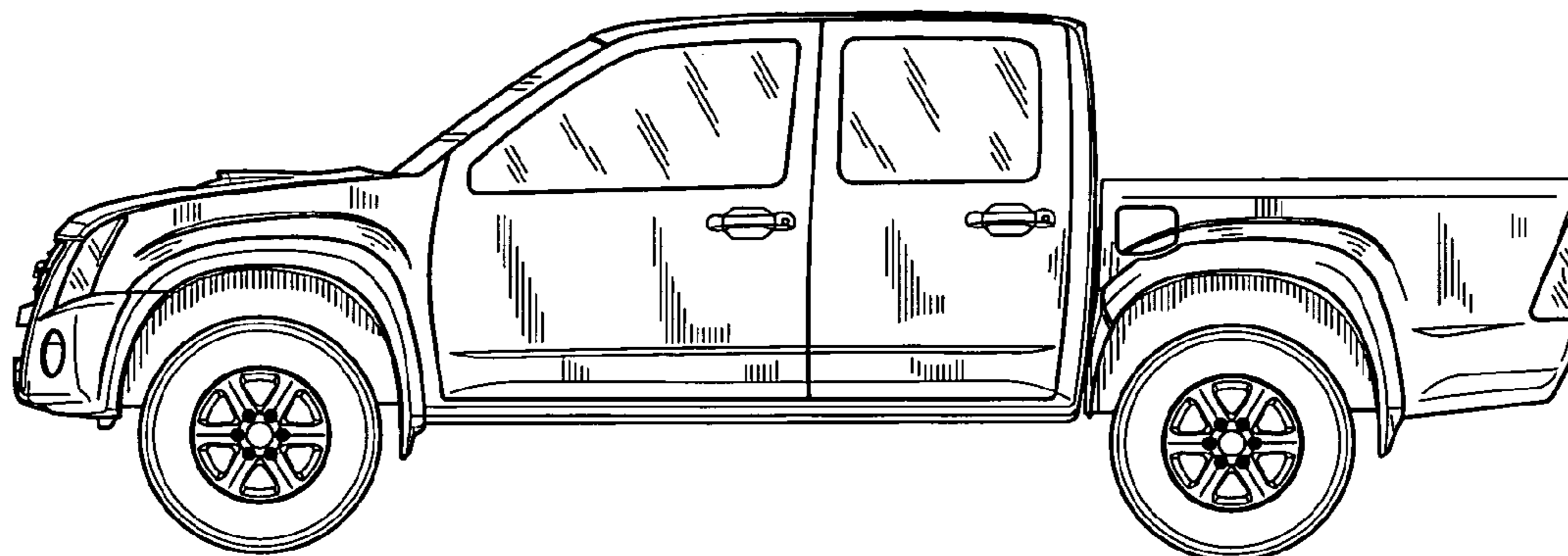
FIG. 6 is a rear and right side perspective view thereof.

FIG. 7 is a front and right side perspective view thereof;

FIG. 8 is a rear and right side perspective view thereof, the windows and taillights of the present design shown in broken lines for illustrative purposes only and forming no part of the claimed design; and,

FIG. 9 is a front and right side perspective view thereof, the windows, headlights and taillights of the present design shown in broken lines for illustrative purposes only and forming no part of the claimed design.

1 Claim, 5 Drawing Sheets






FIG. 1

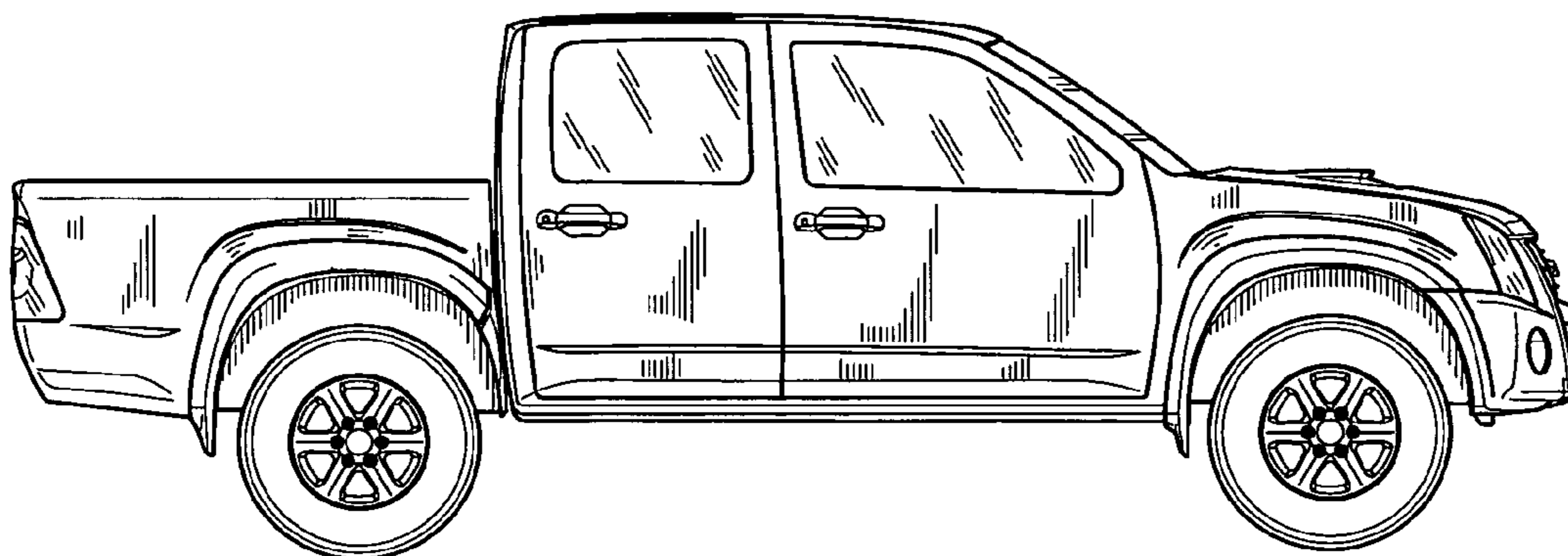


FIG. 2




FIG. 4

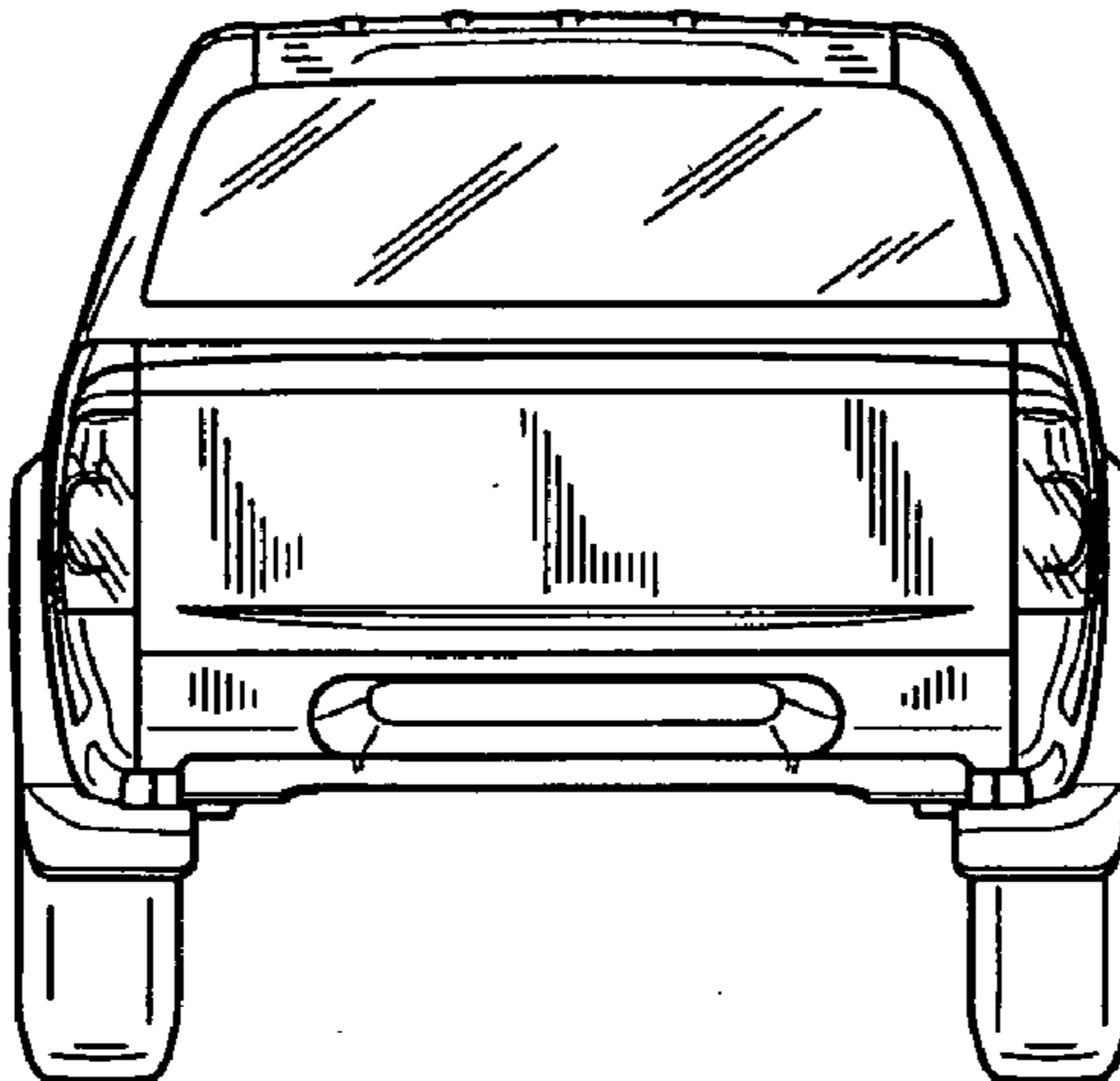


FIG. 3




FIG. 5




FIG. 6




FIG. 7




FIG. 8




FIG. 9