

US00D570742S

(12) **United States Design Patent**
Takagi et al.

(10) **Patent No.:** **US D570,742 S**
(45) **Date of Patent:** **** Jun. 10, 2008**

(54) **TRUCK**

(75) Inventors: **Toru Takagi**, Fujisawa (JP); **Yoshio Iwasaki**, Fujisawa (JP); **Keishi Hayashi**, Fujisawa (JP)

(73) Assignee: **Isuzu Motors Limited**, Tokyo (JP)

(**) Term: **14 Years**

(21) Appl. No.: **29/266,773**

(22) Filed: **Sep. 28, 2006**

(30) **Foreign Application Priority Data**

Jun. 26, 2006 (CN) 2006 3 0130868

(51) **LOC (8) Cl.** **12-08**

(52) **U.S. Cl.** **D12/98**

(58) **Field of Classification Search** D12/86,
D12/87, 90-92, 96, 98; D21/424, 433, 434;
296/181.1, 181.5, 185.1, 183.1, 37.6
See application file for complete search history.

(56) **References Cited**

U.S. PATENT DOCUMENTS

D336,266 S *	6/1993	Hunter	D12/98
D357,213 S *	4/1995	Hunter et al.	D12/98
D369,991 S *	5/1996	Hunter et al.	D12/98
D373,979 S *	9/1996	Starr et al.	D12/98
D391,197 S *	2/1998	Heisser	D12/98
D405,392 S *	2/1999	Allen	D12/98
D409,525 S *	5/1999	Hanson	D12/98
D419,491 S *	1/2000	Allen	D12/98
D419,920 S *	2/2000	Kondo et al.	D12/98
D430,068 S *	8/2000	Castiglione et al.	D12/98
D454,521 S *	3/2002	Allen	D12/91
D455,372 S *	4/2002	Myles et al.	D12/98
D466,451 S *	12/2002	Trostle et al.	D12/98
D474,716 S *	5/2003	Wakao	D12/91
D478,844 S *	8/2003	Hayashi et al.	D12/98
D478,845 S *	8/2003	Hayashi et al.	D12/98
D479,157 S *	9/2003	Hayashi et al.	D12/98

D479,158 S *	9/2003	Hayashi et al.	D12/98
D481,333 S *	10/2003	Fukushima	D12/98
D481,656 S *	11/2003	Fukushima	D12/98
D494,105 S *	8/2004	Hall et al.	D12/98
D509,772 S *	9/2005	Hattori et al.	D12/98
D516,957 S *	3/2006	O'Connell et al.	D12/91
D537,016 S *	2/2007	Shimoguchi et al.	D12/98
D537,385 S *	2/2007	Shimoguchi et al.	D12/98
D553,053 S *	10/2007	McChesney et al.	D12/98

OTHER PUBLICATIONS

U.S. Appl. No. 29/266,774, filed Sep. 28, 2006, Truck.
U.S. Appl. No. 29/266,778, filed Sep. 28, 2006, Truck.
U.S. Appl. No. 29/266,775, filed Sep. 28, 2006, Truck.

* cited by examiner

Primary Examiner—Sandra Snapp

(74) *Attorney, Agent, or Firm*—Howrey LLP

(57) **CLAIM**

The ornamental design for a truck, as shown and described.

DESCRIPTION

FIG. 1 is a right side view showing our new design.

FIG. 2 is a left side view thereof.

FIG. 3 is a rear view thereof.

FIG. 4 is a front view thereof.

FIG. 5 is a top plan view thereof.

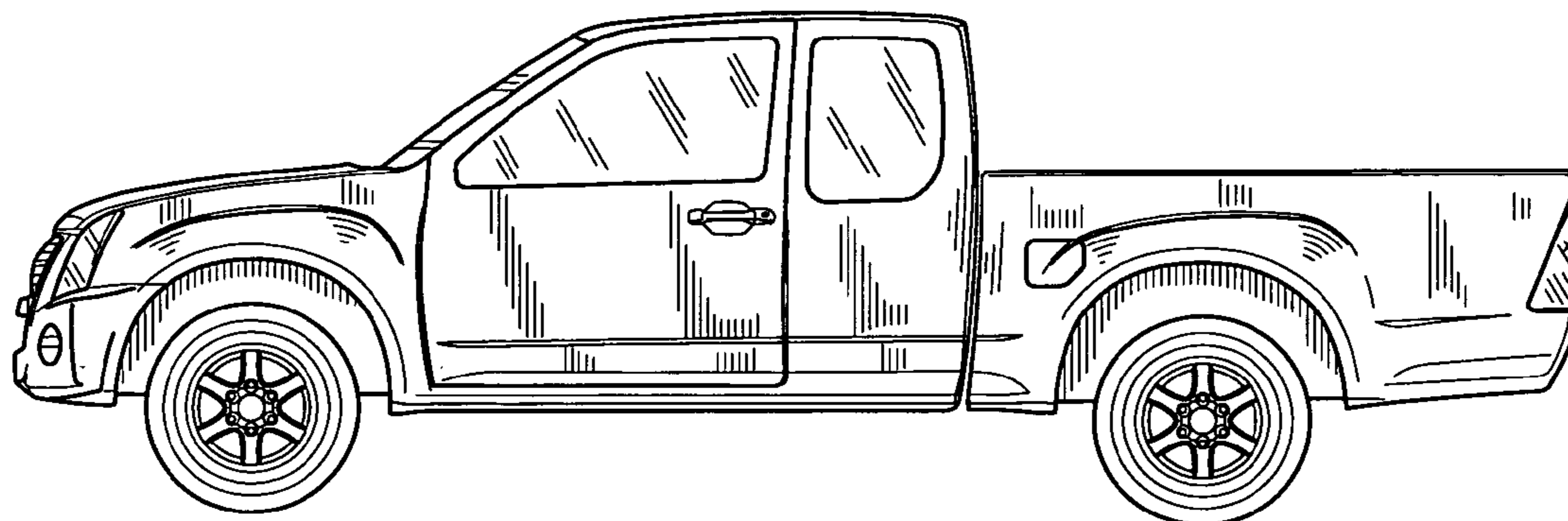
FIG. 6 is a rear and right side perspective view thereof.

FIG. 7 is a front and right side perspective view thereof.

FIG. 8 is a rear and right side perspective view thereof, the windows and taillights of the present design shown in broken lines for illustrative purposes only and forming no part of the claimed design; and,

FIG. 9 is a front and right side perspective view thereof, the windows, headlights and taillights of the present design shown in broken lines for illustrative purposes only and forming no part of the claimed design.

1 Claim, 5 Drawing Sheets






FIG. 1




FIG. 2




FIG. 4

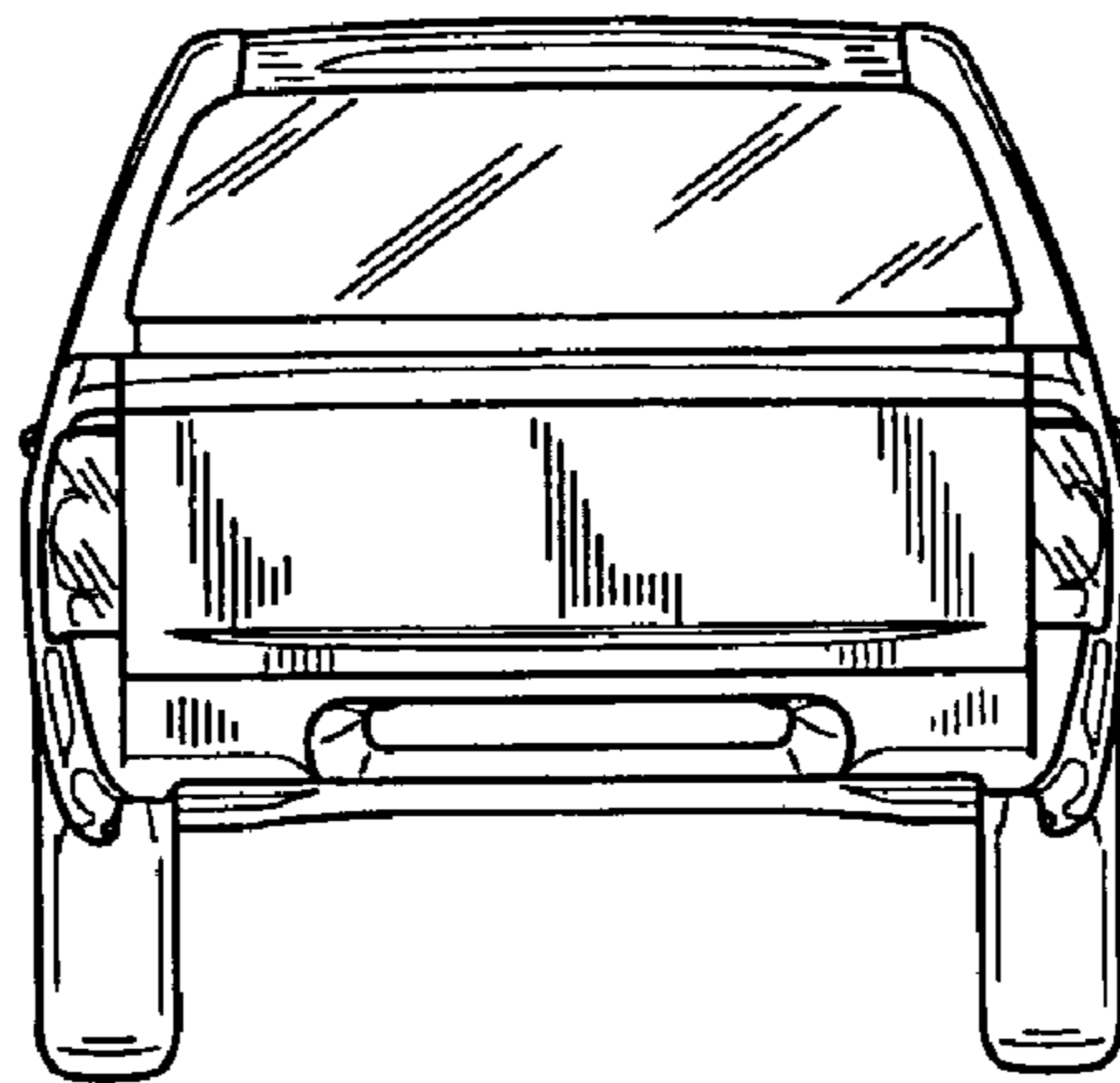


FIG. 3

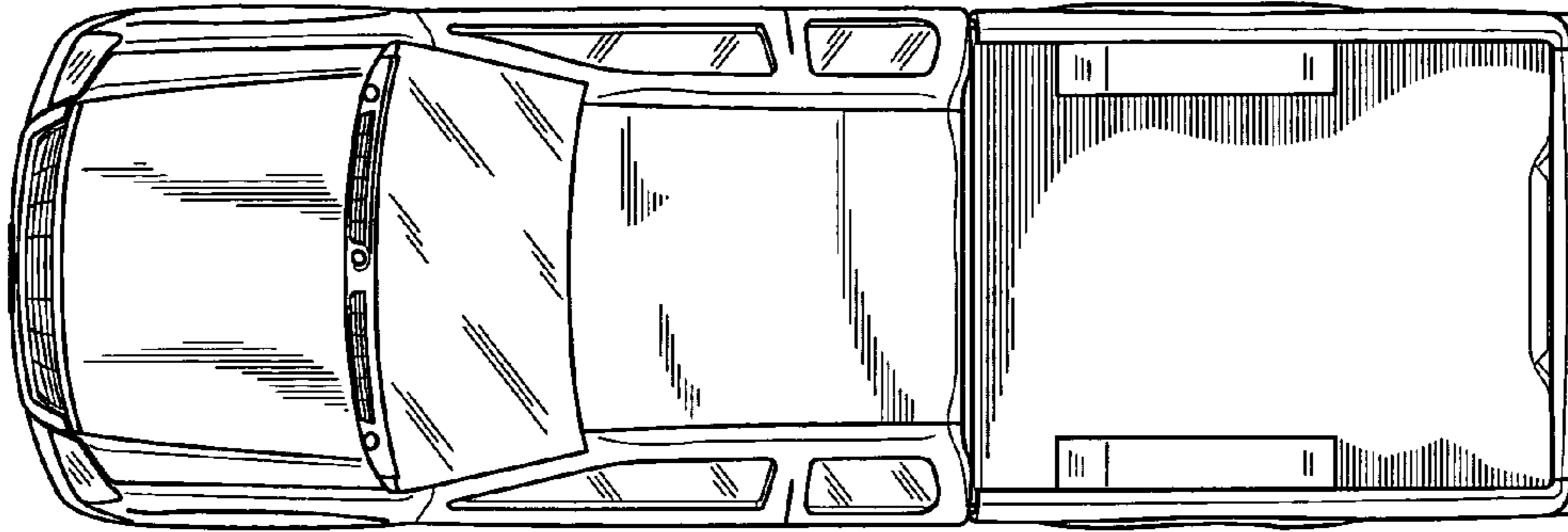


FIG. 5




FIG. 6




FIG. 7




FIG. 8




FIG. 9