

US00D570738S

(12) **United States Design Patent**
van Braeckel

(10) **Patent No.:** **US D570,738 S**

(45) **Date of Patent:** **** Jun. 10, 2008**

(54) **2-DOOR AUTOMOBILE BODY**

(75) Inventor: **Dirk van Braeckel**, Chester (GB)

(73) Assignee: **Bentley Motors Limited**, Crewe,
Cheshire (GB)

(**) Term: **14 Years**

(21) Appl. No.: **29/227,555**

(22) Filed: **Apr. 13, 2005**

(51) **LOC (8) Cl.** **12-16**

(52) **U.S. Cl.** **D12/92**

(58) **Field of Classification Search** D12/90-92,
D12/86; 296/181.1, 181.5

See application file for complete search history.

(56) **References Cited**

U.S. PATENT DOCUMENTS

- D412,299 S * 7/1999 Shikado D12/92
- D430,506 S * 9/2000 Giugiaro D12/92
- D476,601 S * 7/2003 Stoddard et al. D12/92
- D494,891 S * 8/2004 Hoelzel et al. D12/92
- D500,000 S * 12/2004 Dyson et al. D12/92
- D501,645 S * 2/2005 Hosoda et al. D21/92
- D504,089 S * 4/2005 Egger D12/92
- D512,342 S * 12/2005 Okazaki et al. D12/92

D517,949 S * 3/2006 Nielander et al. D12/92

* cited by examiner

Primary Examiner—Melody N. Brown

(74) *Attorney, Agent, or Firm*—Sonnenschein Nath &
Rosenthal LLP; Brian R. McGinley

(57) **CLAIM**

The ornamental design for a 2-door automobile body, as shown and described.

DESCRIPTION

FIG. 1 is a top perspective view of a 2-door automobile body showing the new design;

FIG. 2 is front, left perspective view of the 2-door automobile body shown in FIG. 1;

FIG. 3 is front elevational view of the 2-door automobile body shown in FIG. 1;


FIG. 4 is a rear, left perspective view of the 2-door automobile body shown in FIG. 1.

FIG. 5 is a rear elevational view of the 2-door automobile body shown in FIG. 1;

FIG. 6 is a side, left elevational view of the 2-door automobile body shown in FIG. 1; and,

FIG. 7 is a bottom view of the 2-door automobile body shown in FIG. 1.

1 Claim, 7 Drawing Sheets






FIG. 1




FIG. 2




FIG. 3




FIG. 4




FIG. 5




FIG. 6




FIG. 7