



US00D570737S

(12) **United States Design Patent**  
**Dean et al.**

(10) **Patent No.: US D570,737 S**

(45) **Date of Patent: \*\* \*Jun. 10, 2008**

(54) **VEHICLE BODY**

D510,300 S \* 10/2005 Matsumoto et al. .... D12/92

D515,974 S \* 2/2006 Parkinson et al. .... D12/92

D519,882 S \* 5/2006 Kawasaki et al. .... D12/92

(75) Inventors: **Clay A Dean**, Rochester, MI (US);  
**Elizabeth R Wetzel**, West Bloomfield,  
MI (US); **Richard F. Scheer**,  
Bloomfield, MI (US); **Timothy P.**  
**Kozub**, Farmington Hills, MI (US);  
**John H. Ware**, Waterford Township,  
MI (US); **Jose Gonzalez**, Troy, MI  
(US)

\* cited by examiner

*Primary Examiner*—Melody N. Brown

(73) Assignee: **GM Global Technology Operations,**  
**Inc.**, Detroit, MI (US)

(57) **CLAIM**

The ornamental design for a vehicle body, as shown and described.

(\*) Notice: This patent is subject to a terminal disclaimer.

(\*\*) Term: **14 Years**

**DESCRIPTION**

(21) Appl. No.: **29/220,970**

FIG. 1 is a front perspective view of a vehicle body showing our new design;

(22) Filed: **Jan. 7, 2005**

FIG. 2 is a left side view thereof; the right side being a mirror image; and,

(51) **LOC (8) Cl.** ..... **12-08**

(52) **U.S. Cl.** ..... **D12/92**

(58) **Field of Classification Search** ..... D12/90-92,  
D12/86; 296/181.1, 181.5  
See application file for complete search history.

FIG. 3 is a rear perspective view thereof.


In the informal photographs, the grille, tires, wheels, emblems and background form no part of the claimed invention.

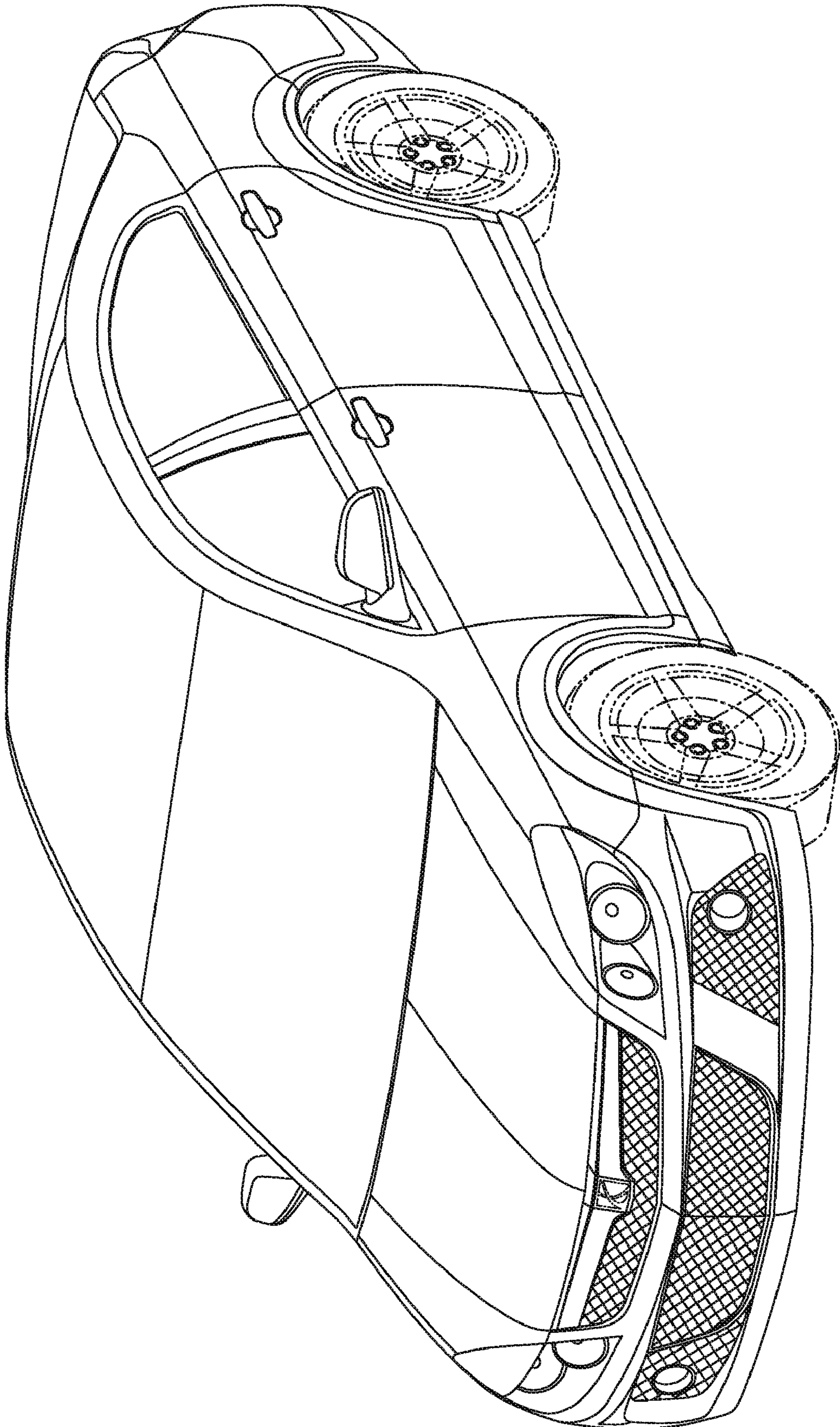
(56) **References Cited**

U.S. PATENT DOCUMENTS

D508,877 S \* 8/2005 Minami ..... D12/92

**1 Claim, 3 Drawing Sheets**





*FIG. 1*

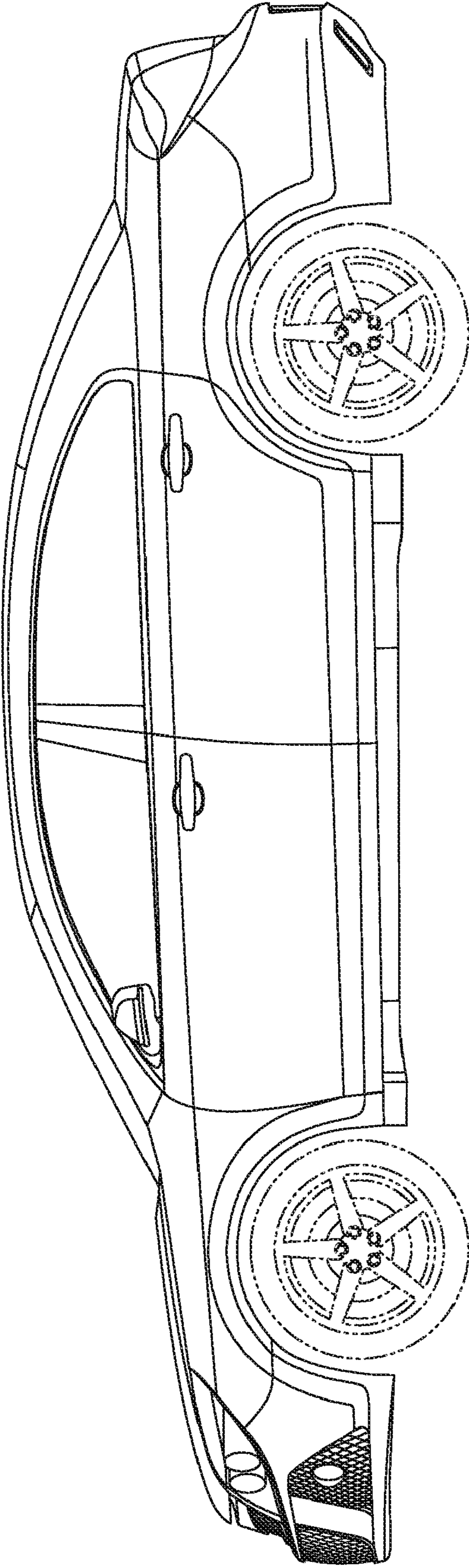


FIG. 2

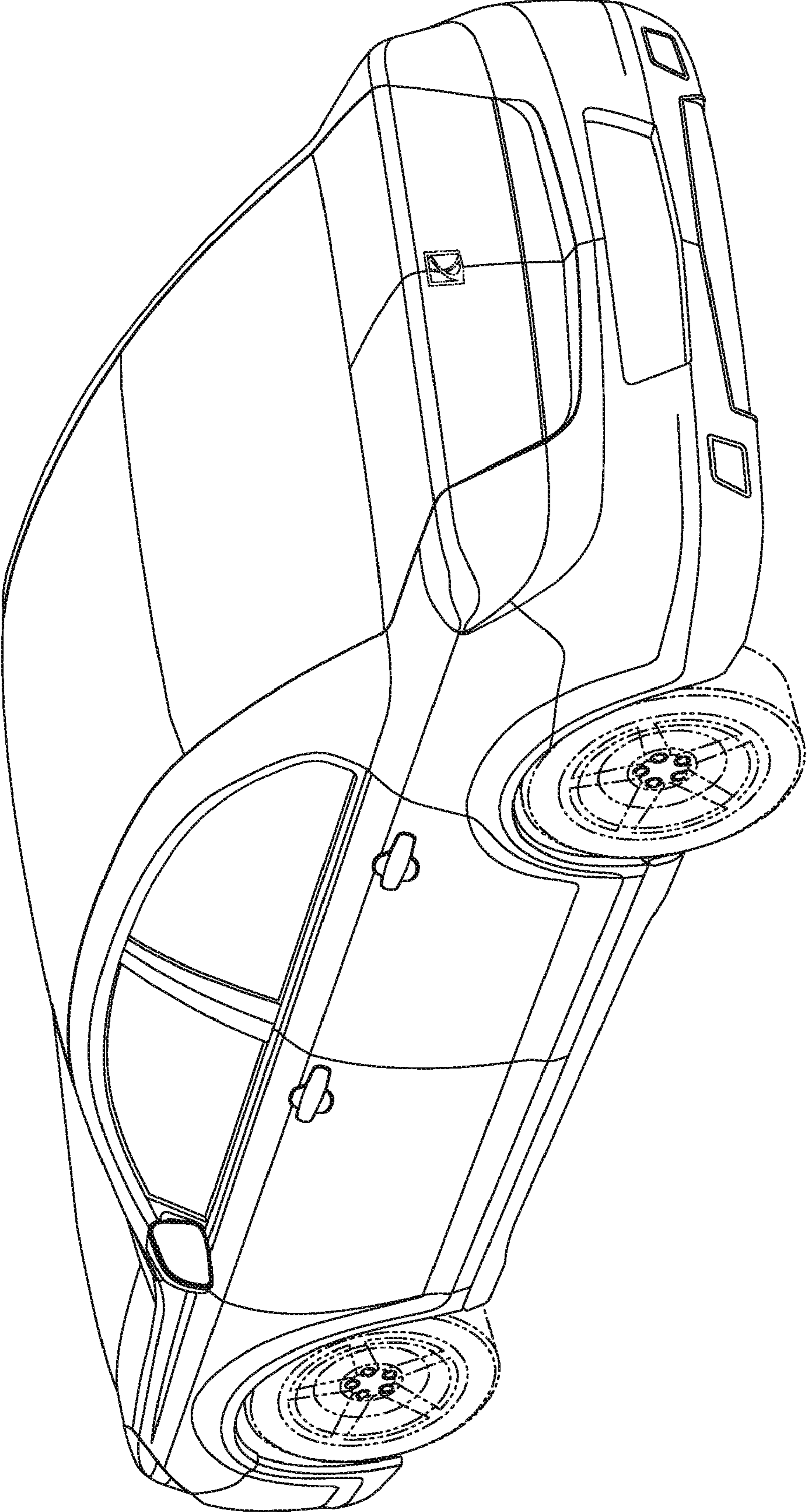


FIG. 3